



# Time Schedule


## Preliminary Autumn Quarter 1983

<b>Preregistration: May 18-20, 23-27</b>	<small>Last day to register and receive highest priority</small>
Freshmen (0-44 credits) .....	May 18, 19
Seniors (135 credits) .....	May 19, 20
Graduate students .....	May 20, 23
Postbaccalaureate (fifth-year) students .....	May 23, 24
Juniors (90-134 credits) .....	May 24, 25
Sophomores (45-89 credits) .....	May 25, 26, 27

Class standing is based on the projected number of credits the student will have at the beginning of the next quarter. Faculty and staff using tuition exemptions may not preregister.


### In-person registration (by appointment only)

- Matriculated students: June 23-August 19, September 19, 20, 21, 22
- Nonmatriculated students: September 23
- Tuition-exempt faculty/staff: September 23
- "Access" students: September 23



**CONTENTS**

<b>General Information</b>	
Rules and Regulations Appeal Procedure . . . . .	2
Guaranteed Registration Eligibility . . . . .	2
Full-time Student Requirement (veterans' benefits, Social Security benefits, international students) . . . . .	2
Nonmatriculated Students . . . . .	2
Tuition-exempt Faculty/Staff . . . . .	2
"Access" Program for Older Adults . . . . .	2
Auditors . . . . .	2
Disabled Students . . . . .	2
Athletic Events . . . . .	2
<b>Registration Instructions</b>	
Academic Adviser . . . . .	2
Preregistration . . . . .	4
Eligibility . . . . .	4
Submitting the Preregistration Form . . . . .	4
If You Miss Preregistration . . . . .	4
Schedule of Classes . . . . .	4
Registered Students . . . . .	4
In-person Registration . . . . .	4
Eligibility . . . . .	4
How to Register . . . . .	4
Submitting the Registration Worksheet . . . . .	4
Schedule of Classes . . . . .	4
Entry Cards . . . . .	4
Late Registration . . . . .	4
Registration Changes . . . . .	4
Change Appointments and Late Fee . . . . .	4
Grades in Dropped Courses and Drop Restrictions . . . . .	4
Fee Forfeitures or Refunds . . . . .	5
Courses Added After the Official Change Period . . . . .	5
Fee Payment . . . . .	5
Quarterly Tuition and Fee Rates . . . . .	5
Special Course and Laboratory Fees . . . . .	5
Change of Address . . . . .	5
Student Insurance . . . . .	5
WASHPIRG . . . . .	6
Washington Student Lobby (WSL) . . . . .	6
Withdrawal From the University . . . . .	6
Continuing Students . . . . .	6
New and Returning Students . . . . .	6
Grading System . . . . .	6
Repeating Courses . . . . .	6
The Grade of Incomplete . . . . .	6
Satisfactory/Not Satisfactory . . . . .	6
Credit/No Credit-Only Courses . . . . .	6
Autumn Quarter 1983 Calendar . . . . .	8
Autumn Quarter 1983 Examination Schedule . . . . .	9
Guide to Course Listings . . . . .	10
Guide to Classroom Locations . . . . .	10
New Courses for Autumn Quarter 1983 . . . . .	11
Independent Study Through Correspondence . . . . .	16
Time Schedule of Autumn Quarter 1983 Course Offerings . . . . .	18
Department, Major, and College Codes . . . . .	126
Index to the <i>Time Schedule</i> . . . . .	125

<p><b>DIRECTORY OF CLASSES</b> Published By <b>UNIVERSITY COMMUNICATIONS, INC.</b> P.O. BOX 1234 RAHWAY, N.J. 07065 (201) 382-6161</p>	 <p>A Subsidiary of Ziff-Davis Publishing Company <b>DIRECTORY OF CLASSES FOR THE UNIVERSITY OF WASHINGTON</b></p>	<p><b>™</b> Publisher: James L. Kopper Director of National Advertising: Jerry Koffler Director of College Relations: Edward Seyler President: Andrew C. Citsay</p>
--	--	---

# GENERAL INFORMATION

It is the University's expectation that a student will follow University rules and regulations as they are stated in the *General Catalog*. In instances where no appeal procedure is spelled out and the student is persuaded that a special set of circumstances makes appeal reasonable, he or she may appeal the application of specific rules or regulations to the office of the dean of the school or college in which he or she is enrolled in the case of an academic matter, or to the Office of Student Affairs in the case of a nonacademic matter. These offices will either render a decision on the appeal or refer the student to the proper office for a decision.

## GUARANTEED REGISTRATION ELIGIBILITY

University of Washington students who remain in good scholastic standing are guaranteed the opportunity to register each quarter as long as they maintain continuous enrollment (Summer Quarter excepted). Continuation must be in the same classification, e.g., undergraduate, postbaccalaureate (fifth-year), graduate, etc. Once a student earns a baccalaureate degree, he or she must apply for readmission as a postbaccalaureate (fifth-year), nonmatriculated, or graduate student. Exceptions to the guarantee are: (1) students under disciplinary action, (2) students with a financial hold, or (3) students not meeting departmental continuation policies.

If an undergraduate does not enroll for one or more quarters, or if a graduate student goes on-leave, he or she must file an application for readmission, including payment of \$10 application fee, with the Registrar's Office. Information on admission closing dates is available at Window 3, second floor, Schmitz Hall, or by calling 543-5920.

## FULL-TIME STUDENT REQUIREMENT

Some students think that because they pay full fees they are considered full-time students. This is incorrect. To be considered a full-time student, an undergraduate must register for 12 credits and a graduate student must register for 9 credits. The full-time registration requirement varies for different agencies. Information on full-time requirements of the Veterans Administration, Immigration and Naturalization Service, and Social Security Administration may be obtained at 460 Schmitz. Consult the Financial Aid Office for its requirement on satisfactory student progress.

## NONMATRICULATED STUDENTS

Nonmatriculated students register September 21 and enroll only on a space-available basis. Because nonmatriculated students register after all other students, enrollment may be closed in the following areas: mathematics, English composition, beginning foreign languages (particularly French and Spanish), business, and art. Nonmatriculated students may participate in preregistration for the Summer Quarter.

## TUITION-EXEMPT FACULTY/STAFF

With the approval of their department heads, regularly admitted full-time UW faculty and staff members who have been employed six months or more may take up to 6 credits per quarter under the tuition exemption program. According to legislative action, all registrations must be on a space-available basis after other students have registered. Members of the faculty and staff who wish to utilize the exemption may not preregister; registration may occur no earlier than the last day of the registration period. Faculty/staff who register before the last day will not be eligible to use a tuition exemption that quarter. Registration appointments are not required. New faculty/staff members who enroll must be officially admitted by the Office of Admissions by the regular admission closing date; May 1 is the closing date for Autumn Quarter. Faculty/staff members who are former students returning either in the same classification or as nonmatriculated students should apply at the Registration Office, Window 8, second floor, Schmitz Hall.

Employees should present their approved tuition exemption cards at Sections, Odegaard Undergraduate Library, according to the schedule listed below. A \$5 registration fee will be collected at the time of registration. The alphabetical priority will change each quarter. Regularly admitted faculty and staff members who are unable to meet this schedule may register late by paying \$20 if registering by the tenth day of the quarter; \$50 if registering after the tenth day of the quarter.

## Autumn Quarter Registration Date: September 21, 1983

Last names beginning with C (8-9 a.m.); D-E-F (9-10 a.m.); G-H (10-11 a.m.); I-J-K (11 a.m.-noon); L-M (noon-1 p.m.); N-O-P (1-2 p.m.); Q-Z (2-3 p.m.); A-B (3-4 p.m.); makeup (4-4:30 p.m.).

Tuition-exempt faculty/staff are not entitled to other student services such as those available at the Hall Health Center and the Intramural Activities Building. Therefore, UW student cards will not be issued to faculty and staff. Faculty/staff identification cards may be used for library services.

## "ACCESS" PROGRAM FOR OLDER ADULTS

The University of Washington waives tuition for Washington residents sixty years or older who wish to attend classes as auditing students, on a space-available basis. The fee is \$5, whether one or two courses are attended. As auditors, they do not receive credit and are not expected to do laboratory work or to take examinations. Students who attend the University under the Access program are limited to two courses per quarter. Registration may be made in person on Wednesday, September 21, between 8 a.m. and 2 p.m. at the Sections branch office, in the basement of the Odegaard Undergraduate Library. Interested students should proceed to the area marked *Access*. For additional information on mail-in registration or about the program in general, telephone Continuing Education, 545-7418, between 9 a.m. and noon.

## AUDITORS

Auditors, except those under the Access program, pay standard tuition and fees and must be regularly admitted and registered in the course. Although credits for audited courses will not be listed on the schedule of classes, they will be included in the billing on the fee statement. Such credits count in the calculation of fees.

Attendance in courses as an auditor is by consent of the instructor involved and is conditioned by the extent to which space is available. Permission to audit is ordinarily granted for lecture classes only. An auditor may not participate in class discussion or laboratory work, and his or her registration may be canceled at the discretion of the instructor.

No entry is made on the permanent record for courses audited. To receive credit for an audited course, the student must register for the class for credit in a subsequent quarter.

Auditors follow registration instructions below.

## DISABLED STUDENTS

Various support services, including priority registration, are available to students with disabilities. Contact the Coordinator for Disabled Student Services, 468 Schmitz, 543-8924, for information on equipment, technical aids, and accommodations to meet individual needs. *Access: University of Washington*, a guidebook to buildings on the campus, and an accompanying map may be obtained from the office.

Students with disabilities who register for a science laboratory class should telephone the Coordinator, 543-8924, and the academic adviser of that department immediately to evaluate whether some accommodation of the facilities will be necessary.

## ATHLETIC EVENTS

Students may purchase a Husky Football Season Pass at the Husky Ticket Office, 101 Graves, or at the HUB Ticket Office, for admission to the following athletic events: football, soccer, and volleyball. For additional information, telephone 543-2200.

# REGISTRATION INSTRUCTIONS

## ACADEMIC ADVISER

See an academic adviser to discuss your educational objectives and to learn the procedures involved in registering at the Univer-

sity. Have an idea of the courses you would like to take before seeing an adviser by reviewing the *General Catalog* and the quarterly *Time Schedule*.



## PREREGISTRATION

### 1. Eligibility

Preregistration is reserved for all continuing students *except* tuition-exempt faculty/staff, older adults auditing under the Access program, and nonmatriculated students. These last three groups may register only during the last day of in-person registration (see General Information section for specific registration dates).

Continuing students who withdraw during the first week of two consecutive quarters (Summer Quarter excepted) will not be eligible to register as continuing students for the third quarter. Such students must reapply as former students returning to the University. For example, a student who withdraws during the first week of Spring Quarter and Autumn Quarter must reapply as a returning former student for Winter Quarter.

### 2. Submitting the Preregistration Form

Mark-sense registration forms are available at advisory offices and at Registration Office, Window 3, second floor, Schmitz Hall. Please note that some courses listed in the *Time Schedule* have restricted enrollment and will require entry cards. Also, undergraduates will not be scheduled for more than 19 credits until the first day of the quarter. This is done to allow all students a chance to develop a basic program.

Students preregistering may turn in forms at:

- Registration lobby, second floor, Schmitz Hall
- B10 Padelford
- Fourth-floor student lounge, T-wing, Health Sciences Building

### 3. If You Miss Preregistration

Obtain an in-person registration appointment and register by September 20 at Window 8, Schmitz Hall. After September 20 you will be required to register late and to pay a \$20 late registration fee at the Student Accounts and Scholarships Office, 129 Schmitz, if registering by the tenth day of the quarter; \$50 after the tenth day of the quarter.

### 4. Schedule of Classes

All students who preregister will be scheduled by computer at one time. The scheduling priority is: freshmen, seniors, graduate students, postbaccalaureate (fifth-year) students, juniors, and sophomores. Schedules will be mailed June 14.

### 5. Registered Students

Students who preregister but are not scheduled into any courses are not considered registered students. They are not included on the current file of registered students, and are not eligible for preregistration the following quarter. Students in this category must submit a Former Student Application for the next quarter they wish to attend the University.

## IN-PERSON REGISTRATION

### 1. Eligibility

In-person registration is primarily for newly admitted and returning former students. Continuing matriculated students who miss preregistration, tuition-exempt faculty/staff, older students in the Access program, and nonmatriculated students also register during in-person registration. All students, except Access students, must be admitted to the University before attempting to register. When you have confirmed your admission you will be issued a registration appointment.

### 2. How to Register

On or before your registration date, obtain a *Time Schedule* and a Registration Instructions worksheet from your advisory office or from the Registration Office, second floor, Schmitz Hall. (These may also be obtained in the Odegaard Undergraduate Library registration area *while registration is in progress*.) Obtain permission and/or course entry cards (if required) as indicated in the *Time Schedule* before your registration is processed. Once your registration is completed by the Sections staff, you are obligated for tuition and fee payment unless you officially withdraw by the fifth class day. Undergraduates will not be scheduled for more than 19 credits until the first day of the quarter. This is done to allow all students a chance to develop a basic program.

### 3. Submitting the Registration Worksheet

- New and returning former students register by appointment only on June 23–August 19 at Window 3, second floor, Schmitz Hall.
- If you are a continuing matriculated student who did not

preregister, you must obtain an in-person registration appointment and register by September 20. Continuing students who request in-person registration appointments and register after September 20 will be required to register late during the first ten days of school and to pay the \$20; after the first ten days of the quarter, pay \$50.

- If you are registering September 15–20, go to the Sections branch office, Odegaard Undergraduate Library, on the date and time indicated on your registration appointment. 353 Loew will be closed for registration. Engineering students will register in the Odegaard Undergraduate Library.

- Nonmatriculated students may register only on September 21. Appointments are available at Window 8, second floor, Schmitz Hall.

- Tuition-exempt faculty/staff members and students in the Access program register only on September 21.

### 4. Schedule of Classes

- If you register June 23–August 19, your schedule of classes will be mailed to the address you indicate on the registration form. All students registering during this period are scheduled by computer at one time. The scheduling priority is: freshmen, seniors, graduate students, postbaccalaureate (fifth year) students, juniors, and sophomores. Schedules will be mailed September 6.

- If you register September 15–20, your courses will be scheduled while you wait and you will be given a copy of your completed program when you have finished registering.

## ENTRY CARDS

Certain courses and sections require entry cards for registration. Students who request these courses (and/or sections) on their registration request forms will not be registered in the courses unless the requests are accompanied by entry cards. An entry card alone is not sufficient. The course and schedule line number (SLN on entry card) must also be requested on the mark-sense registration form. Obtain course entry cards for courses designated with the symbol >>> in the margin of the *Time Schedule*. Information on where to obtain entry cards is found in the body of the *Time Schedule*, either as a comment before the course listing or just after the title of the course.

## LATE REGISTRATION

Students who register after the official registration period will be charged a \$20 late registration fee, payable at the Student Accounts and Scholarships Office, 129 Schmitz, if registering by the tenth day of the quarter; \$50 after the tenth day of the quarter.

## REGISTRATION CHANGES

### 1. Change Appointments and Late Fee

- All changes to a student's program should be completed during the official change periods (see calendar). Changes are made by appointment only. Appointments are available at Window 3, second-floor lobby, Schmitz Hall. A student who arrives more than a half-hour late will be required to make a new appointment.

Students in the schools/colleges of Medicine, Dentistry, Nursing, Pharmacy, Public Health and Community Medicine, Ocean and Fishery Sciences, and Forest Resources may make changes during the first week of the quarter, without an appointment, in the lobby of the T-wing, Health Sciences Building.

Engineering students may make registration changes in 110 Engineering Library during the first week of the quarter. No appointments will be necessary for the engineering satellite registration station. Both the T-wing and engineering satellite station will close on Tuesday evening of the second week of the quarter. Changes on Wednesday, Thursday and Friday of the second week will be made in the Odegaard Undergraduate Library; after the second week, in 264 Schmitz.

Changes made after the change periods cost \$15 and may result in fee forfeiture (see item 3 of this section).

- Students will be expected to present Autumn Quarter 1983 University of Washington student identification cards when requesting appointments. No more than one change appointment will be issued to a student at a time. Additional change appointments will be issued only after the initially assigned appointment has been used or the date has expired.

### 2. Grades in Dropped Courses and Drop Restrictions

- Undergraduates.* Undergraduate students who drop courses after the change periods receive no entry on their academic record if the drop is made during the first two weeks of the quarter. Drops



made during the third and fourth weeks of the quarter will be recorded with a "W." No drops are permitted after the fourth week except for a limited number determined by the number of credits earned at the University. While completing the first 44 credits at the University, the student has three drops permitted after the fourth week. Any of these three drops not used by the time 45 credits are earned are forfeited. After 45 credits have been completed at the University, the student earns one late drop for each 45 credits earned. These may be accumulated and used as necessary. *No drops of any kind are permitted after the last day of instruction.*

b) *Graduate Students.* Graduate students who drop courses after the first two weeks of the quarter receive a grade of "W." No drops are permitted after the seventh week of instruction.

c) Students may petition the Registrar to drop a course after the regular drop deadline if: (1) the student is unable to complete the course in question because of a severe mental or physical disability, or (2) unusual or extenuating circumstances beyond the student's control prevented the student from dropping the course by the regular drop deadline. Petitions must be filed promptly after the occurrence of the event that gave rise to the need for dropping the course.

### 3. Fee Forfeitures or Refunds

a) Students will be billed for the number of credits, including audit hours, on their programs at the end of the first week of the quarter. Only partial fee reductions will result for courses dropped after the first week of the quarter.

b) Students dropping courses after the first seven calendar days of the quarter and through the thirtieth calendar day of the quarter will be expected to pay one-half of the tuition and fees associated with that course. Example: An undergraduate originally registered for 5 credits. The fee for 5 credits is \$197 (resident). The student then drops a 3-credit course in the second week of the quarter. The total number of credits for which the student remains registered is 2. Tuition and fees are due for the 2 credits (\$80) and one-half the difference between 5 credits and 2 credits, in this case an additional \$58.50. Total fees owed are \$138.50. The student has been registered in the dropped course for more than one week and therefore must pay half the fees for the course.

c) Courses dropped after the thirtieth calendar day receive no refund. Example: A student is registered for a 3-credit course. The student drops that course after the thirtieth calendar day. No refund is available. If the student adds a different 3-credit course at the time the original 3-credit course is dropped, he or she will pay tuition and fees for 6 credits.

d) The effect of fee forfeitures on the over-18-credit surcharge is as follows: forfeitures for courses dropped that exceeded 18 credits are charged the same as in (b) and (c) above. Also, if a student drops a course after the thirtieth calendar day and adds another, an additional fee per credit will be charged as appropriate. Example: if a student is registered for 15 credits, drops one 5-credit course and then adds another 5-credit course, after the thirtieth calendar day, he or she will be charged for 20 credits although the student's class schedule will show only the 15 registered credits. As a result, he or she will pay for 2 credits above the 18-credit limit.

e) Drops become effective the date received in Sections.

### 4. Courses Added After the Official Change Period

a) As a general rule, no courses may be added after the official change period. Exceptional cases may be approved if both the instructor of the course and the dean of the student's college consent.

b) Courses audited may not be changed to a credit registration after the first two weeks of the quarter.

### FEE PAYMENT

1. A fee statement will be mailed to the address you indicate on your mark-sense registration form. If you have not received a fee statement by the end of the second week of the quarter, contact the Student Accounts and Scholarships Office for the amount of tuition due.

2. You may pay your fees in person in the Student Accounts and Scholarships Office or mail them to Student Accounts and Scholarships Office, 129 Schmitz, UW, Seattle, WA 98195, before the tuition due date. Fees must be paid by Friday of the third week of the quarter whether or not you have received a statement.

3. If you fail to pay by the deadline you may continue to pay your fees, with a \$25 late fee, for one week following the due date. If fees are not paid by this time your registration will be canceled. Students permitted to reregister after cancellation for nonpayment

will be charged a \$50 fee, in addition to their tuition. If you reregister, you must reregister for all classes on your original schedule. No reregistration will be possible after the last day of instruction. *Please note: Even if your registration is canceled you will continue to owe one-half your tuition and fees if you are a continuing student or, if you are a new or returning student, \$50 or one-half your tuition and fees, whichever is greater.*

### Tentative Quarterly Tuition and Fee Rates\*

Undergraduate (including nonmatriculated and postbaccalaureate [fifth-year])	Resident	Nonresident
Full time (9½-18 credits)	\$436	\$1,208
Graduate and Law Full time (6½-18 credits)	\$630	\$1,564
Medical and Dental Full time (13 or more credits)	\$1,018	\$2,578

\* Fees for 1983-84 have not yet been adopted by the legislature.

### Special Course and Laboratory Fees

The amounts listed in the Tuition and Fee Rate schedule normally cover University charges for course registration. Some courses, however, have extraordinary expenses associated with them and in such cases the University may charge additional fees in amounts approximating the added instructional or laboratory costs.

### CHANGE OF ADDRESS

If you change your address after you have turned in your mark-sense registration form, be sure to complete a change of address form at the Registration Office. Forms are available at Window 3, second floor, Schmitz Hall. *You are responsible for notifying the Registrar's Office of any address change.*

### STUDENT INSURANCE

UW students who remain registered through at least the first six days of instruction in the quarter are eligible to enroll in the student health insurance plan. The following students are not eligible:

1. Those enrolled only in programs administered by the Department of Continuing Education or Office of Conferences and Institutes, including but not limited to extension, correspondence, independent study, continuing studies, noncredit courses, or the Access program; or
2. UW employees attending classes under the employee tuition exemption program.

Students who do not specifically request a particular student insurance plan or who do not specifically state they do not wish student insurance automatically will be enrolled and billed for *student only* medical, surgical, and hospital insurance.

If you are billed for student insurance and wish to cancel your coverage, complete the appropriate section on the remittance copy of the billing statement and pay the amount billed less the indicated amount for insurance. If you wish to change, or add coverage, you must do so in person in the Student Accounts and Scholarships Office by the date tuition is due. Tuition/fees and the student health insurance premium must be paid in full by the due date to be eligible for health insurance.

### International students

International students must subscribe to the student insurance plan. Exceptions may be granted by the International Services Office if the student presents proof of other medical insurance coverage. Students are responsible for obtaining a waiver each Autumn Quarter (or upon initial admission if other than Autumn Quarter), because waivers are valid only through Summer Quarter each year. Students holding insurance policies that expire during the academic year are responsible for obtaining new waiver cards, as necessary. To be eligible for the student health insurance plan, the student must pay, in full, tuition, fees, and the student health insurance premium by the due date. International students who want coverage during the Summer Quarter and are not enrolled Summer Quarter must prepay the Summer Quarter premium during one of the preceding quarters.

## WASHPIRG

An optional \$2 fee is indicated on the fee statement for the Washington Public Interest Research Group, a student research organization. If you do not desire to support this activity, simply pay the regular tuition and fees. If you want to support WASHPIRG, pay the regular tuition and fees plus \$2.

## WASHINGTON STUDENT LOBBY (WSL)

An optional \$1 fee is indicated on the fee statement for the Washington Student Lobby (WSL), a voluntary, independent organization of university students whose purpose is to influence the state legislative process on matters of special interest to students. Students not wishing to support this activity simply pay the regular tuition and fees. Students supporting WSL check the payment card and pay the regular tuition and fees plus \$1.

## WITHDRAWAL FROM THE UNIVERSITY (DROPPING ALL COURSES FOR THE QUARTER)

1. Obtain an approved withdrawal form from your adviser or from the Withdrawal Office.
2. Present the withdrawal form to the Withdrawal Office, Sections, 264 Schmitz. *Withdrawals are effective the date they are received in the Registrar's Office.* Fees owed will be based upon the date the withdrawal is received in the Registrar's Office. No withdrawals will be accepted after the last day of instruction, December 7.

Continuing students who withdraw during the first week of two consecutive quarters (Summer Quarter excepted) will not be eligible to register as continuing students for the third quarter. Such students must reapply as former students returning to the University. For example, a student who withdraws during the first week of Spring Quarter and Autumn Quarter must reapply as a returning former student for Winter Quarter.

The forfeiture schedule below will be followed.

3. Students are required to turn in their student I.D. cards when they withdraw and are not eligible to continue using University services or facilities after their withdrawal.

## Continuing Students

- a. Students withdrawing before the sixth day of the quarter do not pay tuition or fees.
- b. Students withdrawing on the sixth day or through the thirtieth calendar day continue to owe one-half of their tuition and fees.
- c. Students withdrawing after the thirtieth calendar day continue to owe full tuition and fees.

## New and Returning Students

- a. Students withdrawing before the sixth day of the quarter forfeit their \$50 enrollment service fee.
  - b. Students withdrawing on the sixth day or through the thirtieth calendar day of the quarter must pay one-half of regular tuition and fees or forfeit the \$50 enrollment service charge, whichever is greater.
  - c. Students who withdraw officially after the thirtieth calendar day must pay full tuition and fees, including the \$50 enrollment service fee.
3. Students who were unable to turn in their withdrawal in time may petition the Comptroller's Office for additional refund. Petition forms are available at the Student Accounts and Scholarships Office, 129 Schmitz.
  4. Courses dropped as part of a University withdrawal completed during the first two weeks of a quarter receive no grade and no entry except date of withdrawal is made on the student's permanent academic record. Withdrawals completed after the first two weeks result in the courses being assigned a grade of "W."

## GRADING SYSTEM

The University of Washington uses a numerical grading system with certain exceptions in the schools of Dentistry, Law, and Medicine. Instructors may report grades from 4.0 to 0.7 in 0.1 increments and the grade 0.0. The number 0.0 is assigned for failing work or unofficial withdrawal. Grades in the range 0.6 to 0.1 may not be assigned. Grades reported in this range will be converted by the Registrar's Office to 0.0. For graduate students, grades reported in the range 1.6-0.1 will be converted to 0.0. Numerical grades may be considered equivalent to letter grades as follows:

## Undergraduate/Graduate\*

A	4.0-3.9
A-	3.8-3.5
B+	3.4-3.2
B	3.1-2.9
B-	2.8-2.5
C+	2.4-2.2
C	2.1-1.9
C-	1.8-1.5
D+	1.4-1.2
D	1.1-0.9
D-	0.8-0.7
E	0.0

\* Lowest grade earning credit for graduate students is 1.7.

Lowest passing grade for undergraduates.  
Failure or Unofficial Withdrawal. No credit earned.

Additional information on grades and scholarship rules may be obtained from the Grade Information Office, 248 Schmitz.

## Repeating Courses

Undergraduates may repeat only courses in which they received grades of less than 2.0 and they may repeat the course only once. The last grade will not cancel the first grade. Instead, both grades will be included in the grade point average. As an example, if a student earns a 1.0 the first time and a 2.0 the second, the cumulative effect upon the grade-point average will be ten credits of 1.5. Credits will count toward the degree only once.

## The Grade of Incomplete

In order to obtain credit for a course in which an Incomplete has been awarded, an undergraduate student must complete the remaining work for the course by the last day of the following quarter. An Incomplete grade for a Spring Quarter course must be made up by the last day of Autumn Quarter or the Incomplete will be converted to a grade of 0.0 by the Registrar, unless the instructor has indicated when assigning the Incomplete grade that a grade other than 0.0 should be recorded if the incomplete work is not completed. This time limitation may be extended up to one year maximum with instructor approval. Such approval must be received by the Registrar's Office before the end of the next quarter.

A graduate student who receives an Incomplete must complete the remaining work for the course by the last day of the next quarter in residence. An Incomplete received by a graduate student does not automatically convert to 0.0 but remains an Incomplete if the course work is not completed. This time limitation may be waived by the dean of the college in which the course was offered only if the nature of the uncompleted work is such as to make the fulfillment of this requirement impossible. In no case can an Incomplete received by a graduate student be converted to a passing grade after a lapse of two years. The Incomplete grade entry remains on the record permanently. The final grade is posted under the quarter in which the final grade is received.

## Satisfactory/Not Satisfactory

Students may elect to take certain courses on a Satisfactory/Not Satisfactory basis. Advisers should be consulted, and in no case are students allowed to register for more than one course or 6 credits on a Satisfactory/Not Satisfactory basis in a given quarter. No more than 25 credits will apply to an undergraduate degree. *S/NS must be elected or dropped during the official change of program period.* Undergraduate students earning grades of 1.7 or above receive a grade of S (Satisfactory) while grades below 1.7 are recorded as NS (Not Satisfactory). Graduate students earning grades of 2.7 or above receive a grade of S (Satisfactory), while 2.6 or below are recorded as NS (Not Satisfactory). In cases of withdrawal, the W is recorded. Neither S nor NS are included in the grade-point average. N, I, and X are recorded until the instructor reports the final grade, or in cases of incompletes received by undergraduates, until the I is converted by the Registrar. With the approval of his or her graduate program adviser or Supervisory Committee Chairperson, a graduate student may elect to take any course for which he or she is eligible outside of his or her major academic unit on the Satisfactory/Not Satisfactory system.

## Credit/No Credit-Only Courses

Some courses are offered on a CR/NC-only basis. It is not necessary to register S/NS to take these courses, because the only

grades assigned by the instructor are CR (Credit) or NC (No Credit). Neither CR nor NC is included in the grade-point average. In cases of withdrawal a W is recorded. N, I, and X are recorded

until the instructor reports the final grade, or in cases of Incompletes received by undergraduates, until the I is converted by the Registrar.



# AUTUMN QUARTER 1983 CALENDAR

May 18-20, 23-27

May 31

June 14

September 9

September 13, 14

September 15, 16, 19, 20

September 21

September 21

September 21

September 26

September 26-30

September 30

September 30

October 3

October 7

October 7

October 7

October 7

October 14

October 14

October 17-21

October 21

Fifth Week of the Quarter

October 26

November 11

November 14

November 24, 25

December 7

December 7

December 8-15

December 19

December 27

PREREGISTRATION for all matriculated students in school Spring Quarter 1982.

IN-PERSON REGISTRATION APPOINTMENTS available at Window 8, second floor, Schmitz Hall, for continuing students who missed preregistration and for continuing nonmatriculated students.

Programs of study mailed to preregistered participants.

CHANGE OF REGISTRATION APPOINTMENTS for the September 13, 14 change period available at Window 2 or 3, second floor, Schmitz Hall, for students who have received a schedule of classes. Students will be expected to present UW Autumn Quarter 1983 student identification cards when requesting appointments. Students who make only the following changes are not required to have an appointment: (a) to or from Satisfactory/Not Satisfactory grading; (b) in the credit for variable credit course; (c) drop a course. Evening-only students should go directly to Sections in the Undergraduate Library cafeteria.

OFFICIAL CHANGE OF REGISTRATION PERIOD FOR ALL STUDENTS by appointment only, at the Sections branch office, Odegaard Undergraduate Library (use cafeteria entrance), for students who have received a schedule of classes.

IN-PERSON REGISTRATION by appointment only at the Sections branch office, Odegaard Undergraduate Library (use cafeteria entrance), for matriculated students.

IN-PERSON REGISTRATION FOR NONMATRICULATED STUDENTS, by appointment only, at Sections branch office, Odegaard Undergraduate Library (use cafeteria entrance).

IN-PERSON REGISTRATION FOR TUITION-EXEMPT FACULTY/STAFF. See *Time Schedule* for appointment times, which are assigned according to last name. Register at the Sections branch office, Odegaard Undergraduate Library (use cafeteria entrance).

IN-PERSON REGISTRATION FOR "ACCESS" STUDENTS at Sections branch office, Odegaard Undergraduate Library (use cafeteria entrance).

Instruction begins.

OFFICIAL CHANGE OF REGISTRATION, by appointment only. (See paragraph on *Change Appointments and Late Fee* for the appropriate location.)

Deadline for: (1) changes to or from S/NS grading; (2) adding a course without instructor's permission; (3) adding or dropping a course without being assessed a \$15 change fee. Courses dropped after this date will be included in the tuition calculation. A change fee of \$15 and a tuition forfeiture will be assessed after this date.

Last day for official withdrawal from the University without owing tuition or fees.

Fee statements mailed to all registered students.

Last day to drop a course without entry on permanent record.

Last day to add a course without dean's permission (Arts and Sciences and graduate students do not need permission of the dean to add a class at any time during the quarter).

Last day to return approved applications to 207 Schmitz for credit by examination.

Applications for baccalaureate degrees for Autumn Quarter 1983 for Arts and Sciences must be submitted to B21 Padelford.

Applications for baccalaureate degrees and certificates to be conferred Autumn Quarter 1983 must be submitted to the Graduation Office, 207 Schmitz.

Fee payment deadline for all registered students.

Late-payment period (requires a \$25 late-payment fee).

Last day for undergraduate, postbaccalaureate (fifth-year), and nonmatriculated students to drop a course, except for preemptory drops and hardship withdrawal.

Credit by examination. Students must make arrangements with the Educational Assessment Center, 543-1170.

Last day to hand-deliver an application for resident status to the Residence Classification Office, 320 Schmitz. Applications may be postmarked October 26 if mailed at the Terminal Annex at Third Avenue South and South Lander Street.

Veterans Day holiday.

Last day for graduate students to drop a course.

Thanksgiving recess.

Last day of instruction.

Last day to withdraw from the University.

Final examinations.

Grades due by 9 a.m. at Grade Information Office, 248 Schmitz.

Autumn Quarter 1983 grades mailed to students.

# Autumn Quarter 1983 Examination Schedule

The last day of instruction is Wednesday, December 7.

HOUR lecture session actually meets during quarter	Hour and day on which examination occurs, by days of class meeting in the week.				
	Meeting four times a week, or daily	MWF; MT; MW; MF; WF; MWTh; MTh	TTh; T; Th; TThF; MTTh; TW; TF; TWTh	M; W; F; S Meeting once a week	Day of examination
7:30 a.m.	8:30-10:20	8:30-10:20	10:30-12:20	12:30- 2:20	Thursday December 15
8:30 a.m.	8:30-10:20	8:30-10:20	10:30-12:20	12:30- 2:20	Monday December 12
9:30 a.m.	8:30-10:20	8:30-10:20	10:30-12:20	12:30- 2:20	Tuesday December 13
10:30 a.m.	8:30-10:20	8:30-10:20	10:30-12:20	12:30- 2:20	Friday December 9
11:30 a.m.	2:30- 4:20	2:30- 4:20	4:30- 6:20	6:30- 8:20	Tuesday December 13
12:30 p.m.	8:30-10:20	8:30-10:20	10:30-12:20	12:30- 2:20	Wednesday December 14
1:30 p.m.	2:30- 4:20	2:30- 4:20	4:30- 6:20	6:30- 8:20	Friday December 9
2:30 p.m.	2:30- 4:20	2:30- 4:20	4:30- 6:20	6:30- 8:20	Monday December 12
3:30 p.m.	2:30- 4:20	2:30- 4:20	4:30- 6:20	6:30- 8:20	Wednesday December 14
4:30 p.m.	2:30- 4:20	2:30- 4:20	4:30- 6:20	6:30- 8:20	Thursday December 8
<b>EVENING CLASSES (5:30 or thereafter)</b>	8-10 p.m. Thursday December 15	8-10 p.m. Monday December 12	8-10 p.m. Tuesday December 13	8-10 p.m. Wednesday December 14	
<b>Make-ups Incomplete Removals Conflicts</b>	When mutually agreeable to faculty members and students concerned, provided scheduled <i>no later than</i> Thursday, December 15.				

Final examinations should be administered in accordance with the above examination schedule.

The dean may permit an instructor to change the time of a final examination upon prior application demonstrating good cause for such change. In such cases, the following guidelines shall be observed:

1. With the dean's permission, the final examination may be postponed or moved to an earlier time within the examination period if agreed to by all students and the instructor. Before approving the rescheduling of a final examination, the dean shall obtain assurances that the change will not have an undue adverse impact on the students. The dean shall notify the Registrar of the approval granted for changing the date of a final examination.
2. An instructor shall not, except in very unusual circumstances, grant permission to individual students for an early examination. If the student is unable to take an examination on the scheduled date, the procedure outlined in the following paragraph should be followed.
3. A student absent from any examination through sickness or other cause, judged by the instructor to be unavoidable, shall be given an opportunity to take a rescheduled examination or perform work judged by the instructor to be the equivalent. If the instructor determines that neither alternative is

feasible during the current quarter, the instructor may exempt the student from the requirement. Examples of unavoidable cause include death or serious illness in the immediate family, illness of the student, and, provided previous notification is given, observance of regularly scheduled religious obligations.

4. Classes that meet on the hour use the first full hour of instruction to determine the time of examination. For example, a class that meets at 10 a.m. uses the 10:30 a.m. examination time.
5. Classes that begin on the half hour and last longer than one hour use the actual starting time to determine the examination time. For example, a class that meets at 7:30 a.m. and continues until 9:00 a.m. would use the 7:30 a.m. time.
6. Classes in which the entire class meets at the same hour every day, in the same room, may use that room at 8:30 a.m. or 2:30 p.m. for a three-hour examination. All other examinations are limited to one hour and fifty minutes unless other arrangements are made with Room Assignments.
7. If an examination is held at a time other than the above schedule indicates, instructors must check with Room Assignments to make sure that the room is going to be available.

Questions concerning the examination schedule should be directed to Room Assignments, 543-1080.

# GUIDE TO COURSE LISTINGS

The information published in the *Time Schedule* is subject to change. The instructor for a particular course may be changed, or the instructor may use assistants in teaching the course and courses may not meet each day listed. Additionally, courses listed in this publication may be canceled in the event of insufficient enrollment.

Course, term, and section information is listed in the following columnar order:

Entry card required symbol (>>>), if appropriate

Schedule line number

Department

Course number

Term designation—if *a* or *b* term

Section designation

Section type—laboratory, quiz, or conference

Credits—listed with lecture section only; slash (/) means *or*; 2.5 means 2½ credits; hyphen (-) means *to*; VAR means variable credit and any number of credits may be elected (however, frac-

tional credit registration—e.g., ½ credit—cannot be processed for variable credit courses where the credit may vary from student to student in a single quarter)

Honors (H), Permission Required (#), or New Course (%), as appropriate

Day(s) of meeting (ARR means “to be arranged”)

Time of meeting

Place of meeting (\*\* means “to be arranged”)

Course title and remarks—CR/NC ONLY means course offered for credit/no credit grading only

Name of instructor

## GUIDE TO CLASSROOM LOCATIONS

### Used on Official Programs

ACC	ACADEMIC COMPUTER CENTER	FIS	FISHERIES CENTER	NOC	NOT ON CAMPUS
ADM	ADMINISTRATION BLDG	*FRH	FRIDAY HARBOR	NPL	NUCLEAR PHYSICS LABORATORY
AER	AEROSPACE AND ENGINEERING RESEARCH BLDG	*FSH	FOSS SUNSET HOME	NRL	NUCLEAR REACTOR BLDG
AND	ANDERSON HALL	GA1	GUTHRIE ANNEX 1	*NSC	NORTH SEATTLE COMMUNITY COLLEGE
ARC	ARCHITECTURE HALL	GA2	GUTHRIE ANNEX 2	*NSM	NORTHSHORE MANOR
ART	ART BUILDING	GDR	GOLF DRIVING RANGE	OBS	OBSERVATORY
ATG	ATMOSPHERIC SCIENCES GEOPHYSICS BLDG	*GHH	GROUP HEALTH HOSPITAL	OCB	OCEANOGRAPHY BARGE
BAG	BAGLEY HALL	GLD	GOULD HALL	OOB	OLD OCEANOGRAPHY BLDG
BGH	BOTANY GREENHOUSE	GUG	GUGGENHEIM HALL	OTB	OCEANOGRAPHY TEACHING BLDG
BIO	BIOLOGICAL SCIENCES BLDG	GWN	GOWEN HALL	OUG	ODEGAARD UNDERGRADUATE LIBRARY
BLD	BLOEDEL HALL	HAG	HENRY ART GALLERY	PAR	PARRINGTON HALL
BLM	BALMER HALL	HEP	HIGH ENERGY PHYSICS LAB	PDL	PADEFORD HALL
BMM	BURKE MEMORIAL WASHINGTON STATE MUSEUM	HHL	HARRIS HYDRAULICS LAB	*PHH	U.S. PUBLIC HEALTH HOSPITAL
BNS	BENSON HALL	HLL	HALL HEALTH CENTER	PHY	PHYSICS HALL
BRY	BRYANT BLDG	*HMC	HARBORVIEW MEDICAL CENTER	PLT	PLANT LABORATORY
*CAB	CABRINI HOSPITAL	HMH	HOME MANAGEMENT HOUSE	*PSC	PACIFIC SCIENCE CENTER
CCR	COMPUTER CENTER	HPH	HUGHES PLAYHOUSE	PTH	PENTHOUSE THEATER
CDC	CHILD DEVELOPMENT AND MENTAL RETARDATION CENTER	*HRC	FRED HUTCHINSON CANCER RESEARCH CENTER	PV2	PAVILION ANNEX 2
CDH	CONDON HALL	HS2	HEALTH SCIENCES BLDG ANNEX 2	RAI	RAITT HALL
CHS	COACH HOUSE	HS3	HEALTH SCIENCES BLDG ANNEX 3	*RCC	RAVENNA CONVALESCENT CENTER
CH8	COACH HOUSE 8	HSB	HEALTH SCIENCES BLDG	ROB	ROBERTS HALL
CLF	3731 UNIVERSITY WAY	HUB	STUDENT UNION BLDG	SAV	SAVERY HALL
CLK	CLARK HALL	HUT	HUTCHINSON HALL	*SDP	SEATTLE DOCTORS PAVILION
CMA	CERAMIC AND METAL ARTS FACILITY	*HWS	HIGHLINE-WEST SEATTLE MENTAL HEALTH CENTER	*SGH	SEATTLE GENERAL HOSPITAL
*CMH	CON BELA MEN HLTH	IGH	IMOGEN CUNNINGHAM HALL	SHB	SHOWBOAT THEATER
CMU	COMMUNICATIONS BLDG	IMA	INTRAMURAL ACTIVITIES BLDG	*SHC	SHORELINE COMMUNITY COLLEGE
CNH	CANOE HOUSE	IPM	INSTITUTE FOR PUBLIC MANAGEMENT	*SHD	SNOHOMISH COUNTY HEALTH DEPARTMENT
*COH	CHILDREN'S ORTHOPEDIC HOSPITAL AND MEDICAL CENTER	JHA	JOHNSON ANNEX A	SIG	SIEG HALL
CQS	CENTER FOR QUANTITATIVE SCIENCE	JHN	JOHNSON HALL	*SKV	SKAGIT VALLEY COMMUNITY COLLEGE
*CSB	CENTRAL SEATTLE COMMUNITY COLLEGE	*KGN	KING'S GARDEN	SMH	SEATTLE MENTAL HEALTH CENTER
CSH	CONIBEAR SHELLHOUSE	*KHD	KING COUNTY HEALTH DEPARTMENT	SMI	SMITH HALL
CTU	CLINICAL TRAINING UNIT (CDC)	KIN	KINCAID HALL	SMZ	SCHMITZ HALL
DEN	DENNY HALL	*KLN	KLINE GALLAND NURSING HOME	SPC	SPEECH AND HEARING CLINIC
*DRS	DOCTORS HOSPITAL	KNE	KANE HALL	*STC	SEATTLE TREATMENT CENTER
DSC	3941 UNIVERSITY WAY	LEW	LEWIS HALL	*STV	STEVENS MEMORIAL HOSPITAL
DTV	DRAMA-TV BLDG	LOW	LOEW HALL	SUZ	SUZZALLO LIBRARY
ECC	ETHNIC CULTURAL CENTER	MBC	MUHLICH BOTANICAL CONSERVATORY	SWA	SOCIAL WORK ANNEX
ECT	ETHNIC CULTURAL THEATRE	*MDG	MADIGAN GENERAL HOSPITAL	*SWH	SWEDISH HOSPITAL
EDP	EDMUNDSON PAVILION	MEB	MECHANICAL ENGINEERING BLDG	SWS	SOCIAL WORK/SPEECH
EEB	ELECTRICAL ENGINEERING BLDG	MKZ	MACKENZIE HALL	TGB	GRAVES BLDG
EEU	EXPERIMENTAL EDUCATION UNIT	MNY	MEANY HALL	THO	THOMSON HALL
EGA	ENGINEERING ANNEX	MLR	MILLER HALL	UWH	UNIVERSITY HOSPITAL
EGL	EAGLESON HALL	MOR	MORE HALL	*VAH	VETERANS ADMINISTRATION HOSPITAL
*EMC	EASTSIDE MENTAL HEALTH CENTER	MSB	MARINE SCIENCE BLDG	*VGH	VALLEY GENERAL HOSPITAL
*EVH	EVERGREEN HOSPITAL	MUS	MUSIC BLDG	*VMH	VIRGINIA MASON HOSPITAL
				WCL	WILSON CERAMIC LABORATORY
				WFS	WINKENWERDER FOREST SCIENCE BLDG
				WIL	WILCOX HALL
				*WIN	WINTONIA HOUSE
				*WLS	WILSONIAN BALLROOM

\* Off-campus facilities



# NEW COURSES FOR AUTUMN QUARTER 1983

The following list includes new courses that will be offered Autumn Quarter 1983 which were added to the University Curriculum after publication of the 1982-84 *General Catalog*. Consult the appropriate academic department for information on courses not listed below.

## ARCHITECTURE AND URBAN PLANNING

### ARCHITECTURE

#### ARCH 200 Introduction to Architecture (9)

Lectures, laboratories, and demonstrations which introduce the basic curricular elements of architecture, including design, graphics, structures, building science, person-environment-relations, history, theory, and professional practice. Open to non-majors with sophomore standing.

### LANDSCAPE ARCHITECTURE

#### L ARC 353 History of Modern Landscape Architecture (3)

Development of profession and art of landscape architecture in the United States, Europe, and South America in context of prevailing social, economic, political, and cultural factors. Relationships with other professions, especially architecture and urban planning and other arts such as painting and sculpture examined.

## COLLEGE OF ARTS AND SCIENCES

### AMERICAN INDIAN STUDIES

#### AIS 311 North American Indians: Pacific Northwest (5)

Offered jointly with ANTH 311. See ANTH 311 in the *General Catalog* for the course description.

### ANTHROPOLOGY

#### ANTH 456 History of Costume and Textiles (4)

Fabrics and costumes of ancient civilizations and medieval European countries with consideration of their respective cultural origins. (Last quarter offered: A 83)

### ART

#### ART 260 Art Works on Paper (5, max. 15)

Combines experiments and projects in various techniques of drawing, assemblage, and painting on paper. Prerequisite: 257.

#### ART 322 Industrial Design Materials and Methods (3)

Product form development of current design practice examined in the context of new materials and processes. Prerequisite: Junior standing in industrial design.

#### ART 405 Advanced Weaving (5, max. 10)

A comprehensive survey of weaver-controlled structures and creation of original textile forms. Prerequisites: 330 and permission of art advisory office.

#### ART 422 Industrial Design Computer Graphics I (3)

Utilizes the microcomputer as a tool for the industrial designer's development of graphic solutions to two and three dimensional problems. Prerequisite: senior standing in industrial design.

#### ART 425 Advanced Individual Projects in Fiber Arts (5, max. 15)

Specialized investigation involving surface design and/or fabric structures. Prerequisites: upper division standing in fiber arts and permission of art advisory office.

### ASIAN LANGUAGES AND LITERATURE

#### Chinese

#### CHIN 281 Literature in Modern China (5)

Literature in China from the 1911 revolution to the present. May fourth literature, Taiwan literature, and post-1949 People's Republic of China (PRC) literature. Readings in English translation.

#### Japanese

#### JAPAN 314 Advanced Japanese Conversation (2)

Guidance and drill in advanced Japanese conversation, conducted by native speakers, providing opportunities to enhance oral command of materials studied in Japanese 311, plus other upper-level vocabulary and syntax materials. Prerequisite: 213 or equivalent. Recommended: simultaneous registration in 311.

### CHEMISTRY

#### CHEM 490 Topics in Applied Chemistry (1, max. 3)

Applications of pure chemistry, as practiced in industrial and academic settings. Seminar topics vary and may include pulp and paper, petroleum, medicinal, environmental, and cosmetic chemistry, and biochemistry.

### COMMUNICATIONS

#### CMU 315 Information Processing for Mass Media (5)

Training in gathering information through interviews and observation, and from written records and other public sources. Practice in organizing and writing this information for presentation in a mass medium such as a newspaper or radio or television broadcast. Open only to majors. Prerequisite: typewriting.

#### CMU 350 Writing and Reporting Broadcast News (5)

Writing and producing news stories and newscasts for broadcasting. Open to majors only. Prerequisite: 315

### ECONOMICS

#### ECON 582 Topics in Economics (3)

Explores advanced econometric problems arising in current research and the techniques designed to handle them. Seminar format; examples from recent econometric literature. Topics vary.

### INSTITUTE FOR ENVIRONMENTAL STUDIES

#### ENV S 577 Risk Assessment for Environmental Health Hazards (3)

Examines the context, methodologies, types of data, uncertainties, and institutional arrangements for risk assessment. Both qualitative and quantitative approaches to the identification, characterization, and control of environmental hazards to health emphasized through didactic and case studies. Offered jointly with CEHA, PB AF, and ENVH 577. Prerequisites: 415, B10ST 511, EPI 511.

### GEOGRAPHY

#### GEOG 380 Geographical Patterns of Health and Disease (4)

Geography of infectious and chronic diseases at local, national, and international scales; environmental, cultural, and social explanations of those variations; comparative aspects of health systems. Prerequisite: 100 or equivalent.

## HISTORY

HST 204 Europe and America in the Era of the World Wars (5)

Declining role of Europe in the world and rise of the United States from 1914 to 1945.

Modern European History

HSTEU 275 Life in England (5)

Social history of England from the Norman conquest to the present, seen through letters, autobiographies, novels, and plays of the time. Life of the ordinary inhabitant - in the village and the manor house.

## INTERNATIONAL STUDIES

SIS 426 World Politics (5)

Offered jointly with POL S 426. See POL S 426 in the General Catalog for the course description.

SIS 500 Seminar: Origins of the Modern Global System (3)

Development of global interdependence from the fifteenth century to World War II. Focuses on the interrelationship of politics and economics. Considers international political economy from a contextual, institutional, and historical perspective.

China Regional Studies

SISEA 553 Chinese Legal Tradition (3)

Explores the concepts and principles of the legal tradition in China. Drawing on primary and secondary sources in English and, for students with language competence, Chinese, traces the concept and development of Chinese law as well as legal institutions in Chinese society.

Middle Eastern Studies

SISME 600 Independent Study or Research (\*)

SISME 700 Master's Thesis (\*)

## MATHEMATICS

MATH 438 Introduction to Partial Differential Equations (3)

Integral curves and surfaces of vector fields, initial value problems for first order linear and quasi-linear equations, Cauchy-Kovalevsky theorem, general Cauchy problem characteristics, special equations. Prerequisites: 205 or 303, 238, and 328.

## PHYSICS

PHYS 214 Light and Color (3)

Compares past explanation of certain familiar natural phenomena with present understandings. Includes lamps and lighting, outdoor light, optical devices, color vision, perspective, paints, and pigments. Quantitative comparison critical to the course, but no college-level mathematics background required. Intended for non-science students.

## POLITICAL SCIENCE

POL S 300 Practical Political Research (5)

Techniques for research and report writing in practical politics (e.g., election campaigns, public interest groups, government agencies, political analyses for business). Supervised group research in the computer analysis of current political data. For a sequence in political statistics, students may also take 205 and/or 490.

## ROMANCE LANGUAGES AND LITERATURE

Spanish

SPAN 204 Intensive Spanish Review-Intermediate (5)

Intensive review of grammar, reading, composition, and oral/aural skills. For highly motivated students with at least one year college Spanish or equivalent. Synthesis of 201, 202, 203, and preparation for third-year work in language and literature. Prerequisites: 103, 104, or 201; or four years high school Spanish.

SPAN 348 Commercial Spanish (3)

Intensive practice and basic theory of Spanish commercial correspondence; fundamentals of advertising, foreign trade, and business transactions in the Spanish speaking countries (Latin America and Spain). Prerequisites: 301 and 302.

## SCANDINAVIAN LANGUAGES AND LITERATURE

SCAND 499 Independent Study or Research (1-5, max. 10)

Independent study or research in Scandinavian area studies. May be done in a Scandinavian language or in English. Prerequisite: permission of instructor.

## SPEECH COMMUNICATION

SPCH 570 Organizational Communication (5)

Examination of social scientific theory and research on communication in organizations. Topics include quantitative and qualitative approaches to process of organizational communication, function and structure of macro networks, superior-subordinate relationships, and the role of communication in organizational change, development, and effectiveness. Prerequisite: graduate standing in the social sciences.

## BUSINESS ADMINISTRATION

### QUANTITATIVE METHODS

QMETH 304 Business Information Systems (4)

Computer processing systems, data organization, and design and development activities required to develop business information systems. Continued study of structured design and BASIC programming using interactive computing facilities. Prerequisite: 200.

## SCHOOL OF DENTISTRY

### ORAL BIOLOGY

ORALB 568 Biom mineralization (2)

Covers the ontogeny, microscopic and submicroscopic organization and the chemistry of bones and teeth in mammals. Mineral metabolism, crystallographic structure, mechanical properties, and experimental models of biom mineralization are considered. For graduate students and advanced students in dentistry and medicine; senior undergraduates with permission of course instructor.

## COLLEGE OF EDUCATION

### EDUCATIONAL CURRICULUM AND INSTRUCTION

EDC&I 353 Introduction to Teaching in the Elementary School (3)

Basic course emphasizing selected teaching modes; classroom management procedures; grouping to accommodate pupils with special needs; utilization of learning resources; and the evaluation of teaching.

EDC&I 354 Introduction to Teaching in the Secondary School (3)

Basic skills development course in instructional methods, lesson planning, classroom management procedures, and the evaluation of teaching.

## COLLEGE OF ENGINEERING

### CHEMICAL ENGINEERING

#### CH E 572 Advanced Polymeric Composites (3)

Aspects for design, manufacture, and properties of organic and inorganic particle and fiber reinforced polymers. Emphasis on advanced techniques for characterization of processing and properties including anisotropic elasticity/viscoelasticity theory, polymerization and network formation of matrices, theory of reinforcement, environmental and chemical effects. Prerequisite: 571 or CER E 423 or permission of instructor.

### CIVIL ENGINEERING

Water and Air Resources

#### CEWA 540 Hydrodynamics (4)

Applications of equations of motion to ideal and real fluids. Fluid potential motion; viscous flows; Navier-Stokes equations and some exact solutions; boundary layer theory; introduction to turbulence. Emphasis on application of field equations to problems, including free surface flows, of engineering significance. Prerequisite: CIVE 342 or equivalent.

#### CEWA 577 Risk Assessment for Environmental Health Hazards (3)

Offered jointly with ENV S, PB AF, and ENVH 577. See ENV S 577 for course description.

### ELECTRICAL ENGINEERING

#### E E 453 Electric Drives (5)

Elements of drive systems, speed-torque characteristics of electric motors and industrial loads. Starting and braking methods of loaded motors. Speed control of electric motors. Solid state drives. Transient analysis of loaded motors. Special forms of individual and multi-motor drives. Prerequisite: 344.

### ENGINEERING

#### ENGR 123 Introduction to Engineering Graphics (2)

Introduction to engineering graphics including freehand sketching, lettering, scales, use of instruments, layout drawings, orthogonal projection, descriptive geometry, pictorials, and basic dimensioning. Emphasis on communicating technical information in engineering design and research. Brief introduction to computer-aided design.

#### ENGR 124 Engineering Graphics With an Introduction to Design (3)

Emphasizes engineering graphics for developing design and research ideas; freehand sketching, layout, detail and assembly drawings, plus applied descriptive geometry. Design projects assigned to illustrate design processes and application of engineering graphics in design and research. Additional topics include graphical mathematics, report preparation, computer-aided design, and patent drawings. Prerequisite: 123 or equivalent.

## COLLEGE OF FOREST RESOURCES

### PHYSICAL SCIENCES

#### FOR P 300 Timber Harvesting Management (3)

Timber harvesting methods and planning procedures. Logging costs and production. Safety and environmental considerations. Designed for forest managers and other non-engineering majors.

## SCHOOL OF MEDICINE

### BIOCHEMISTRY

#### BIOC 555 Current Topics (1)

Overview of current research in biochemistry. Topics include protein chemistry, enzymology, blood coagulation, cell surface proteins, fertilization, genetic engineering, control of transcription, serum lipoproteins, and photosynthesis. Offered on credit/no credit basis only. Prerequisite: first year graduate students in biochemistry.

### BIOLOGICAL STRUCTURE

#### B STR 595 Skin Biology Seminar (1, max. 5)

Presentation, discussion of ongoing multidisciplinary research in basic and clinical problems of adult and fetal skin biology. Topics include genetic diseases of epidermis and dermis, percutaneous absorption in adult and fetal skin, wound healing, cutaneous blood flow, development and prenatal diagnosis of inherited disorders, pigment cell biology. Prerequisite: permission of instructor.

#### B STR 596 Seminar in Experimental Immunohemopoiesis (1, max. 5)

Weekly critical review of current literature on hematopoiesis, lymphopoiesis, and immunologic function of bone marrow derived cells as covered in such journals as J. Exp. Med., J. Immunol., Exp. Hematol. Participation in detailed analysis and critique of publications selected for presentation and discussion. Prerequisite: permission of instructor.

#### B STR 597 Topics in Neurobiology (1, max. 5)

Weekly presentations by participants of topics in neuroanatomy, neurophysiology, neurochemistry, and other areas relating to the nervous system. Emphasis on problems of current research interest. Offered on credit/no credit basis only. Prerequisite: permission of instructor.

#### B STR 598 Biological Structure Research (1)

Weekly presentation/discussions relating to original research including but not limited to neurobiology, cellular immunology, cell differentiation, reproductive biology, molecular structure, and their associated methodologies: electron microscopy, histology, x-ray diffraction, tissue culture, morphometric analysis. Prerequisites: permission for departmental graduate students; all interested people encouraged to attend.

### BIOMEDICAL HISTORY

#### BI HS 535 Seminar in Medical Jurisprudence (3)

Historical development of the intersections of American law and medicine, focusing particularly on questions of licensure and health policy regulation, public health matters, forensic medicine, professional liability and philosophical issues relevant to life stages. Open to law and medical students and others with appropriate background and interest.

### CONJOINT

#### CONJ 340- Human Anatomy and Physiology (4-)

Introductory course integrating gross anatomy, microscopic anatomy, and physiology of the human body. Primarily for nursing students, others by permission of instructor. Coordinator: Department of Physiology and Biophysics. Prerequisites: CHEM 101, CHEM 102 or equivalents.

### HUMAN BIOLOGY

#### HUBIO 516P Cell Biology (2)

Structure and function of cell components, interactions of cells with their substates and with other cells and events of cell differentiation, including the cell cycle, cell proliferation, and cell potential. Emphasizes basic aspects of cell biology relevant to medicine and compliments concurrent and subsequent courses.



## MEDICINE

### MED 645P Clinical Endocrinology and Geriatric Medicine (8)

Student spends one-half time on endocrinology and one-half time on geriatric medicine services. Two one-half day outpatient clinics/week, plus inpatient endocrinology and geriatrics consultation services. Prerequisite: 665P.

## NEUROLOGICAL SURGERY

### NR 505P Preceptorship in Academic Neurosurgery (1)

Opportunity for first and second year medical students to observe the research, teaching, and patient care activities of academic neurosurgery. Prerequisite: permission of instructor.

## OBSTETRICS AND GYNECOLOGY

### OBYN 682P Antenatal High Risk Obstetrics (8)

Four weeks on high risk antenatal OB ward and clinic. Students responsible for initial workups, daily lab evaluations, continuing care of high risk antepartum patients. Weekly conference with OB attending; presentation of one or more topics per rotation. Excellent coordination with resident and attending staff required to maintain patient care continuity.

## OPHTHALMOLOGY

### OPHTH 687P Ophthalmology Clerkship (4)

Inpatient and outpatient diagnosis and treatment of eye diseases. Subspecialty clinics include cornea, retina, neuro-ophthalmology, glaucoma, contact lenses, and strabismus. Student attends regularly scheduled conferences in ophthalmic basic and clinical science. Prerequisites: completion of human biology series. (Limit: 1 student, 2 weeks)

## ORTHOPAEDICS

### ORTHP 585P Sports Medicine (2)

Lectures, patient problem presentations, and seminar discussions used to explore impact of exercise and sport participation on various body systems. Biomechanics of certain sports injuries and adaptations of cardiovascular, pulmonary, and muscle functions. Sport participation at different ages and nutrition concerns in sports. Prerequisite: second year medical students.

## PHARMACOLOGY

### PHCOL 550 An Overview of Faculty Research (1)

Reviews research topics currently being studied in pharmacology. Student preparation consists of reading pertinent articles published on each topic. Offered on credit/no credit basis only. Prerequisite: first year graduate students in pharmacology.

## PSYCHIATRY AND BEHAVIORAL SCIENCES

### PBSCI 555 Research Methods in Psychiatry and Behavioral Sciences (3)

Includes four areas: scientific method (operationalism); psychometrics (reliability); design of psychiatric experiments/studies; psychiatric epidemiology. Goals are to disseminate knowledge through lectures and readings, and require students to use this knowledge to analyze, apply, and synthesize this material through exercises and discussions.

### PBSCI 673P Outpatient Psychiatry Elective (\*, max. 24)

Offered at HCMHC, the primary outpatient psychiatric facility for Harborview Medical Center. Students function as sub-interns conducting diagnostic interviews, initiating and managing pharmacotherapeutic treatment regimens, and providing crisis intervention, under the supervision of the full-time attending at psychopharmacology clinic. Prerequisites: completion of 664, 665, or 666.

### PBSCI 675P Clerkship in Consultation/Liaison Psychiatry American Lake (8/12)

Assessment and treatment of patients with acute and chronic medical illness: COPD, cardiac disease, cancer, neurologic diseases such as M.S., Huntington's Chorea, and blindness. Emphasis on psychosocial implications for patients, families, and impact on staff. Offered four to six weeks full-time. Prerequisites: completion of 664, 665, or 666.

## REHABILITATION MEDICINE

### REHAB 404 PT Management of Musculoskeletal Disorders: I (5)

Functional anatomy, biomechanics, clinical assessment and management as they relate to patients, with common musculoskeletal disorders, who have been referred to physical therapy services. Emphasis on development of appropriate therapeutic strategies for management of extremity joints. Prerequisite: physical therapy major.

### PBSCI 676P Inpatient Clerkship in Psychiatry at American Lake VA (8/12)

For medical students with a defined interest in psychiatry who wish to develop their knowledge and skills in the evaluation, management, and treatment of a wide range of acute and chronic psychiatric conditions requiring inpatient hospital treatment. Prerequisites: completion of 664, 665, or 666.

### PBSCI 677P Alcohol and Drug Treatment Clerkship American Lake VA (8/12)

Student assists in every phase of substance abuse treatment, including admission interviews, patient evaluation problem identification, group and individual psychotherapy, assertion training, anger control, human sexuality, medical evaluation and treatment, couple's therapy, discharge and aftercare planning. Experience primarily clinical. Prerequisites: completion of 664, 665, or 666.

## RADIOLOGY

### RADGY 694 Advanced Clinical Clerkship (8)

This is designed for the student who wishes to advance his/her area of interest beyond the introductory level for a second elective month in diagnostic radiology and nuclear medicine. Prerequisites: completion of 693 and permission of instructor.

## SCHOOL OF NURSING

### COMMUNITY HEALTH CARE SYSTEMS

#### CHCS 301 The Discipline and Profession of Nursing (3)

Introduction to the conceptual organization of the discipline of nursing and the scope of its professional practice. Analysis of nursing's historical development and current trends influencing the contributions of nursing in health care delivery. Prerequisite: admission to the School of Nursing.

#### CHCS 578 Health, Care, and Community (3)

Analysis of health care in community from nursing and behavioral science perspectives. Socio-cultural influences on health beliefs and practices, natural care units, and community life patterns analyzed. Community as both context and target of change explored in relation to nursing approaches in health promotion and maintenance. Prerequisite: graduate standing.

## PARENT AND CHILD NURSING

### PCN 300 Human Growth and Development Through the Life Span (5)

Processes of and theories about human growth and development; examination of relevant research; the relationship of research and theory to working with clients of various ages. Prerequisite: admission to School of Nursing or permission of instructor.

### PCN 514 Coping Strategies of Well and Sick Children (3)

Focus on gaining knowledge and skill in helping well and sick children cope in supportive and non-supportive environments. Emphasis on fit between coping strategies and environment, adaptation to environment, adjustment of environment to the child's needs. Prerequisites: completion of first year program, course in growth and development, or permission of instructor.

### PCN 515 Nursing Management of Well Children and Their Environments (3)

Emphasis on concepts and issues related to wellness, health maintenance, and prevention of illness. Various conceptual approaches analyzed. Seminars focus on family progress toward health goals in selected environments, utilizing a variety of intervention strategies. Prerequisites: completion of PCN core courses or permission of instructor.

## PSYCHOSOCIAL NURSING

### PSN 550 Interpersonal Aspects of Behavior (3)

Analysis of selected theories in relation to psychosocial development and adaptation across life span for individuals, families, and small groups, and as explanatory models of major psychosocial disabilities. General and psychosocial nursing models evaluated for heuristic value for research and practice. Prerequisite: graduate standing in nursing or permission of instructor.

### PSN 551 Biologic Aspects of Psychosocial Disabilities (3)

Analysis of biological processes influencing psychosocial behavior in response to internal and external stimuli. Research and theory of neuroendocrine mechanisms in psychosocial disabilities. Analysis of nursing management and evaluation of biopsychosocial modalities used in modification of behavior. Prerequisite: graduate standing in nursing or permission of instructor.

## COLLEGE OF OCEAN AND FISHERY SCIENCES

### OCEANOGRAPHY

#### OCEAN 527 Marine Chemistry (3)

The processes controlling the chemical composition of sea water. Topics include physical chemistry and equilibrium concepts, biologically controlled cycles and kinetic concepts, and radioactive elements and rates of oceanic processes.

### INSTITUTE FOR MARINE STUDIES

#### IMS 515 Coastal Zone: Legal Regulation of Offshore Activities (2)

Concerns United States law relating to activities in the marine environment. Special emphasis is placed on federal/state boundary problems, living resources management, offshore oil and gas production, and vessel and tanker safety.

#### IMS 540 Economics of World Fisheries I (3)

World view of the contemporary problems in use and management of the marine living resources. Analysis of basic economic tools and concepts. Emphasis on teaching students how to approach and analyze international fisheries issues in their own research. Prerequisite: 500 or permission of instructor.

## SCHOOL OF PHARMACY

### PHARMACY PRACTICE

#### PHARM 465 Computer Applications in Pharmacy Practice (2)

Overview of computer applications in pharmacy practice. Emphasis on microcomputers including elementary computer concepts with introduction to programming (Applesoft/Microsoft BASIC) and applications (e.g. GPSS, RIM) languages. Discusses programs used in clinical and administrative pharmacy functions (kinetics, prescription processing, and similar applications). Recommended: third year professional status and 460.

#### PHARM 472 Advanced Externship in Pharmacy Practice (\*, max. 16)

Advanced level externship in pharmacy in a community, institutional, long term care, or specialty practice setting under the direct supervision of a clinical preceptor. Offered on credit/no credit basis only. Prerequisite: permission of instructor.

## PUBLIC AFFAIRS

#### PB AF 577 Risk Assessment for Environmental Health Hazards (3)

Offered jointly with ENV S, CEWA, AND ENVH 577. See ENV S 577 for course description.

## PUBLIC HEALTH AND COMMUNITY MEDICINE

### BIostatistics

#### BIOST 527 Statistical Models for Epidemiologic Analysis (4)

Introduction to multivariate analysis of survival and categorical data using multiplicative models. Emphasizes applications to cohort and case-control studies in epidemiology. Familiarity with available computer programs and packages gained by analysis of bona fide sets of clinical and epidemiological data. Prerequisites: 513 and EPI 513 or permission of instructor.

### ENVIRONMENTAL HEALTH

#### ENVH 577 Risk Assessment for Environmental Health Hazards (3)

Offered jointly with ENV S, CEWA, and PB AF 577. See ENV S 577 for course description.

### EPIDEMIOLOGY

#### EPI 527 Statistical Models for Epidemiologic Analysis (4)

Offered jointly with BIOST 527. See BIOST 527 for course description.

# INDEPENDENT STUDY THROUGH CORRESPONDENCE

The Office of Independent Study provides University courses for correspondence credit primarily by correspondence instruction to persons who wish to study independently. Fees for Independent Study courses are separate from residence tuition and are \$26 per credit (\$28 per credit effective 7/1/83). Enrollment is not based on the quarter system but is continuous throughout the year, with one calendar year allowed to complete a course.

A regularly enrolled student who wishes to register for additional courses for Independent Study credit should consult his or her departmental advisor prior to enrolling in an Independent Study course. Applications and additional information on enrollment procedures may be obtained from the Independent Study office, 222 Lewis, or by telephoning 543-2350.

The following courses are currently offered by Independent Study (credits in parentheses; \* indicates variable credit, to be arranged by student and instructor).

## ARTS AND SCIENCES

### AMERICAN INDIAN STUDIES

C311 (5)†

### ANTHROPOLOGY

C100 (5)  
C202 (5)  
C311 (5)††  
C353 (5)†††  
C499 (\*)

### ARCHAEOLOGY

C499 (\*)

### ASTRONOMY

C101 (5)

### ATMOSPHERIC SCIENCES

C101 (5)

### CHEMISTRY

C100 (5)  
C140 (4)  
C150 (4)

### COMMUNICATIONS

C150 (5)

### ECONOMICS

C200 (5)  
C201 (5)  
C260 (5)

### ENGLISH

C171 (3)  
C200 (5)  
C221 (5)  
C223 (5)  
C231 (5)  
C271 (5)  
C274 (5)  
C277 (5)  
C309 (5)  
C311 (5)  
C314 (5)  
C315 (5)  
C321 (5)  
C322 (5)  
C333 (5)  
C340 (5)  
C352 (5)  
C353 (5)  
C354 (5)  
C355 (5)  
C359 (5)  
C370 (5)  
C371 (5)  
C372 (5)  
C379 (5)  
C386 (5)  
C387 (5)  
C388 (5)  
C417 (5)  
C422 (5)  
C423 (5)  
C424 (5)  
C442 (5)  
C489A (5)  
C489B (3)  
C490 (3)

## GEOGRAPHY

C207 (5)  
C277 (5)

## GERMANICS

C111 (5)  
C112 (5)  
C113 (5)  
C201 (5)  
C202 (5)  
C203 (3)

## HISTORY

History of the Americas

C432 (5)

## MATHEMATICS

CN101 (0)  
CN104 (0)  
C105 (5)  
C124 (5)  
C125 (5)  
C126 (5)  
C156 (5)  
C157 (5)  
C170 (3)  
C238 (3)

## MUSIC

C123 (2)  
C331 (3)

## NEAR EASTERN LANGUAGES AND LITERATURE

### Hebrew

C101 (5)

### PHILOSOPHY

C120 (5)

### POLITICAL SCIENCE

C101 (5)  
C202 (5)  
C203 (5)  
C305 (5)  
C321 (5)  
C352 (5)  
C470 (5)

### PSYCHOLOGY

C101 (5)  
C205 (4)  
C213 (6)  
C305 (5)  
C306 (5)  
C345 (5)

### RELIGIOUS STUDIES/ COMPARATIVE RELIGION

C202 (5)

## ROMANCE LANGUAGES AND LITERATURE

### French

C105 (5)  
C111, C112 (5,5)  
C113 (5)

### Italian

C111, C112 (5,5)  
C113 (5)  
C213 (5)

### Romance Linguistics

C402 (5)

### Spanish

C111, C112 (5,5)  
C113 (5)  
C122 (5)  
C211 (5)  
C212 (5)  
C213 (5)  
C301 (5)  
C302 (5)  
C461 (5)

## SCANDINAVIAN LANGUAGES AND LITERATURE

### Danish

C101-C102 (5-5)  
C103 (5)  
C490 (\*)

### Finnish

C101, C102 (5,5)

### Norwegian

C101-C102 (5-5)  
C103 (5)  
C300 (3)  
C490 (\*)

### Swedish

C101-C102 (5-5)  
C490 (\*)

## SLAVIC LANGUAGES AND LITERATURE

### Russian

C101, C102 (5,5)

### SOCIOLOGY

C110 (5)  
C271 (5)  
C352 (5)  
C362 (5)

### STATISTICS

C220 (5)  
C301 (5)  
C311 (5)

### WOMEN STUDIES

C310 (5)  
C353 (5)††††

## BUSINESS ADMINISTRATION

### BUSINESS ECONOMICS

C301 (4)

### BUSINESS, GOVERNMENT, AND SOCIETY

C200 (5)

### INTERNATIONAL BUSINESS

C300 (3)  
C340 (4)

### MARKETING

C301 (4)

## EDUCATION

### EDUCATIONAL PSYCHOLOGY

C490 (3)

## ENGINEERING

C141 (4)  
C210 (4)  
C331 (3)

## FOREST RESOURCES

Management and Social Sciences

FOR M C353 (5)

## SCHOOL OF MEDICINE

Rehabilitation Medicine

REHAB C413 (3)

## NURSING

PN C353 (3)  
PCN C436 (3)

## OCEAN AND FISHERY SCIENCES

### SCHOOL OF FISHERIES

FISH C499 (1-5)

### SCHOOL OF OCEANOGRAPHY

OCEAN C101 (5)

† Offered jointly with Anthropology C311

†† Offered jointly with American Indian studies C311

††† Offered jointly with Women Studies C353

†††† Offered jointly with Anthropology C353



# TIME SCHEDULE

## AUTUMN QUARTER 1983

### COLLEGE OF ARCHITECTURE AND URBAN PLANNING

Sched. Line No.	DEPARTMENT	COURSE	ITEM	SECTION	CREDITS	TIME		LOCATION	TITLE AND REMARKS	INSTRUCTOR
						Day	Hour			

#### ARCHITECTURE

* ENTRY CARDS AVAILABLE IN GLD 208										
1000	ARCH	150	A		2	T TH	830-920	KNE 220	APPREC OF ARCH I	BOSWORTH, T. FUNDT
1001	ARCH	150	U		2	M	700-850 PM	ARC 207		
>>>>	ARCH	200	A		9	MTWTHF	130-420	GHA 201	INTRO ARCH	DONNETTE
>>>>	ARCH	300	A		6	MT THF	130-420	* *	INTRO TO DSGN-LAB W/ARCH 301 A	
>>>>	ARCH	301	A		6	MT THF	130-420	* *	INTRO TO DSGN-LAB W/ARCH 300 A	
>>>>	ARCH	302	A		6	MT THF	130-420	* *	INTRO TO DSGN-LAB W/ARCH 300 A	
>>>>	ARCH	303	A		6	MT THF	130-420	* *	INTRO DES SYNTHESIS CR/NC ONLY	
>>>>	ARCH	310	A		2	MTWTHF	430-520 PM	GLD 236	INTRO DSGN GRAPHICS W/ARCH 311 A	ZUBERBUHLER DONNETTE
>>>>	ARCH	310	B		2	ARR	-	* *	CR/NC ONLY	ZUBERBUHLER
>>>>	ARCH	311	A		2	MTWTHF	420-520 PM	GLD 236	INTRO DSGN GRAPHICS W/ARCH 310 A	ZUBERBUHLER DONNETTE
>>>>	ARCH	312	A		2	MTWTHF	430-520 PM	GLD 236	INTRO DSGN GRAPHICS W/ARCH 310 A	ZUBERBUHLER DONNETTE
>>>>	ARCH	313	A		2	M TH	430-520 PM	GLD 222	INTRO ARCH PHOTO W/ARCH 413 A	STAUB, C.
>>>>	ARCH	314	A		2	T TH	1030-1220	ARC 107	INTRO ARCH SKETCH	ROHRER
>>>>	ARCH	315	A		2	T TH	1020-1220	ARC 107	ARCH SKETCH W/ARCH 314 A	ROHRER
>>>>	ARCH	320	A		3	M W F	1030-1220	GLD 236	INTR STRCT THRY I	ONDUYE, D.S.
>>>>	ARCH	320	B		3	M W F	1030-1220	GLD 137		ALBRECHT
>>>>	ARCH	320	C		3	M W F	830-1020	ARC 102		TORRENCE, G.
>>>>	ARCH	320	D		3	M W F	830-1020	GLD 236		
>>>>	ARCH	320	E		3	M W F	1030-1220	GLD 416		LEBERT
>>>>	ARCH	320	F		3	ARR	-	* *	CR/NC ONLY	
1020	ARCH	350	A		3	M W F	930-1020	JHN 101	ARCH ANCIENT WORLD	BOSWORTH
>>>>	ARCH	400	A		6	MT THF	130-420	* *	INTRO ARCH DSGN LAB W/ARCH 401 A	
>>>>	ARCH	401	A		6	MT THF	130-420	* *	INTRO ARCH DSGN LAB W/ARCH 400 A	
>>>>	ARCH	402	A		6	MT THF	130-420	* *	INTRO ARCH DSGN LAB W/ARCH 400 A	
>>>>	ARCH	403	A		6	ARR	-	* *	ARCH PROBLEMS	
>>>>	ARCH	410	A		2	MTWTHF	430-520 PM	GLD 236	DESIGN GRAPHICS LAB W/ARCH 310 A	ZUBERBUHLER DONNETTE
>>>>	ARCH	411	A		2	MTWTHF	420-520 PM	GLD 236	DESIGN GRAPHICS LAB W/ARCH 410 A	ZUBERBUHLER DONNETTE
>>>>	ARCH	412	A		2	MTWTHF	430-520 PM	GLD 236	DESIGN GRAPHICS LAB W/ARCH 410 A	ZUBERBUHLER DONNETTE
>>>>	ARCH	413	A		2	M TH	430-520 PM	GLD 322	ARCH PHOTO PROJECTS W/ARCH 313 A	STAUB, C.

Sched. Line No.	DEPARTMENT	COURSE	ITEM	SECTION	CREDITS	TIME		LOCATION	TITLE AND REMARKS	INSTRUCTOR
						Day	Hour			

#### LANDSCAPE ARCHITECTURE

* ENTRY CARDS AVAILABLE IN GLD 348										
>>>>	L ARC	300	A		6	M W F	130-220	GLD 317	INTRO LA DESIGN	UNTERMANN, R.
>>>>	L ARC	311	A		2	M F	130-220	GLD 312	L A COMMUNICATIONS	RICE, A. R.
>>>>	L ARC	341	A		3	M W F	1230-120	GLD 322	SITE PLANNING	UNTERMANN, R.
>>>>	L ARC	353	U		3	M W	700-830 PM	GLD 322	HIST MOD LAND ARCH	STREATFIELD
>>>>	L ARC	361	A		3	T TH	1030-1200	GLD 322	THEORY & PERCEPTION	HAAG, R.
>>>>	L ARC	401	A		6	T TH	1200-120	GLD 322	LANDSCAPE DSGN STUDIO VISUAL ASSESSMENT	SCHAUMAN, S.
>>>>	L ARC	404	A		6	M W F	1230-120	GLD 435	LANDSCAPE DSGN STUDIO ELEMENTS OF THE URBAN LANDSCAPE	
>>>>	L ARC	406	A		6	ARR	-	* *	LANDSCAPE DSGN STUDIO SENIOR PROJECTS	
>>>>	L ARC	423	A		3	M W	930-1220	GLD 440	PLNTG DESIGN STUDIO	ROBERTSON, I.
>>>>	L ARC	433	U		4	T TH	600-730 PM	GLD 436	LG SCALE SITE CONST	
>>>>	L ARC	470	A		2	ARR	-	* *	L ARC TUTORIAL	
>>>>	L ARC	476	A		3-6	ARR	-	* *	PROFESSL OPERATION CR/NC ONLY	UNTERMANN, R.
>>>>	L ARC	477	A		3-6	ARR	-	* *	LA CONSULTANCY	
>>>>	L ARC	490	B		3	M W F	930-1020	GLD 317	SPECIAL PROJECTS COMPUTERS IN ENVIRONMENTAL DESIGN	RICE, A. R.
>>>>	L ARC	499	A		1-6	ARR	-	* *	UNDERGRAD RESEARCH	UNTERMANN, R.
>>>>	L ARC	501	A		6	M W F	1230-120	GLD 322	LSCPE PLNG & DES I	NAKANO, K.
>>>>	L ARC	504	A		6	M W F	130-420	GLD 312		
>>>>	L ARC	511	A		3	M W F	1230-120	GLD 317	REG LND S PLNG	RICE, A. R.
>>>>	L ARC	512	A		3	M W F	130-520	GLD 312		
>>>>	L ARC	511	A		3	MTWTH	830-1000	GLD 117	VISUAL LEARNING	SCHAUMAN, S.
>>>>	L ARC	523	A		3	T TH	1030-1200	GLD 117	LANDSCAPE TECHN	SCHAUMAN, S.
>>>>	L ARC	525	A		3	M W F	1030-1220	GLD 322	LANDSCAPE TECHN	SCHAUMAN, S.
>>>>	L ARC	550	A		3	M W F	1000-1120	GLD 117	HIST/THEO LSCPE ARC	STREATFIELD
>>>>	L ARC	561	A		2	T TH	830-1000	GLD 317	REG LND S PLNG & DES	STREATFIELD
>>>>	L ARC	600	A		VAR	ARR	-	* *	INDEPENDNT STDY/RSCH	
>>>>	L ARC	700	A		VAR	ARR	-	* *	MASTERS THESIS	

>>>>	ARCH 414	A	3	>	M W F	1030-1220	ARC 107	ARCH SKETCHING	KELLEY
>>>>	ARCH 420	A	4	>	M W F	870-1020	GLD 137	STRUCTURAL DSGN I	LEBERT
>>>>	ARCH 420	B	4	>	M W F	870-1020	GLD 410		TORRENCE, G.
>>>>	ARCH 420	C	4	>	M W F	1030-1220	ARC 102		
>>>>	ARCH 420	D	4	>	ARR	-	*	CR/NC ONLY	
>>>>	ARCH 430	A	3	>	T TH	1030-120	GLC 137	MATRLS & PROCESSES	VANAGS
>>>>	ARCH 431	A	3	>	T TH	870-1020	GLD 922	SCIENCE BLT ENVIR	HEERNAGEN LAKIN
>>>>	ARCH 440	A	3	>	M W F	830-920	GKN 201	INTRO TO PER ANAL	WISE
>>>>	ARCH 445	A	3	>	T TH	430-520 PH	GLD 117	DSGN RESEARCH PHOTO	ALDEN
>>>>	ARCH 447	A	3	>	M W F	1230-120	GLD 117	PHYS STRUCT HUM INT	SASANOFF
>>>>	ARCH 451	A	3	>	T TH	830-1020	ARC 202A	SPEC STU HDRN ARCH	PUNDT
>>>>	ARCH 460	A	3	>	T TH	1130-100	GLD 435	DSGN THRY & ANALYS	MYBERG SELIGMANN
>>>>	ARCH 460	B	3	>	M W F	1230-120	GLD 236		CURTIS
>>>>	ARCH 480	A	3	>	M W F	1230-120	ARC 103C	CONTRACT DRAWINGS	ZARINA
>>>>	ARCH 498	A	3	>	ARR	-	*	SPECIAL PROJECTS STUDY ABROAD	PRUSSIN THIEL
>>>>	ARCH 498	C	2	>	V	130-520	*		
>>>>	ARCH 498	D	3	>	T TH	430-600 PH	ARC 202A		
>>>>	ARCH 498	E	3	>	M W F	1030-1220	ARC 205		
>>>>	ARCH 498	H	3	>	ARR	-	*		
>>>>	ARCH 498	I	3	>	ARR	-	*		
>>>>	ARCH 498	J	3	>	ARR	-	*		
>>>>	ARCH 499	A	1-6	>	ARR	-	*	UNDERGRAD RESEARCH	
>>>>	ARCH 500	A	6	>	MT THF	130-420	*	ARCH DESIGN LAB W/ARCH 501 A	
>>>>	ARCH 501	A	6	>	MT THF	130-420	*	ARCH DESIGN LAB W/ARCH 500 A	
>>>>	ARCH 502	A	6	>	MT THF	130-420	*	ARCH STUDIES OPTMS	
>>>>	ARCH 503	A	6	>	MT THF	130-420	*	ARCH STUDIES OPTMS W/ARCH 502 A	
>>>>	ARCH 504	A	6	>	MT THF	130-420	*	ARCH STUDIES OPTMS W/ARCH 502 A	
>>>>	ARCH 505	A	6	>	MT THF	130-420	*	ARCH STUDIES OPTMS W/ARCH 502 A	
>>>>	ARCH 506	A	6	>	ARR	-	*	ADV ARCH STUDIES	
>>>>	ARCH 523	A	3	>	T TH	430-600 PH	ARC 101	INDUST BLDG SYSTMS	ROISNER
>>>>	ARCH 571	A	3	>	T TH	1230-120	GLC 416	BUILDING ECONOMICS	SCHNEIDER
>>>>	ARCH 575	A	3	>	TH	470-620 PH	*	RSRCH STUDY METHODS CR/NC ONLY	BONSTEEL
>>>>	ARCH 578	A	3	>	T TH	830-1020	ARC 101	CMPTR APPL IN ARCH	SMALL
>>>>	ARCH 596	A	9	>	M	430-520 PH	*	PROF FIELD WRK CR/NC ONLY	ZARINA
>>>>	ARCH 598	A	3	>	ARR	-	*	SPECIAL TOPICS	
>>>>	ARCH 598	E	1-6	>	ARR	-	*		
>>>>	ARCH 600	A	VAR	>	ARR	-	*	INDEPENDNT STDY/RSCH CR/NC ONLY	
>>>>	ARCH 700	A	VAR	>	ARR	-	*	MASTERS THESIS CR/NC ONLY	

**BUILDING CONSTRUCTION**

\* ENTRY CARDS AVAILABLE IN GLD 208

>>>>	B CON 301	A	3	>	M W F	730-820	GLC 322	BUILDING INDUSTRY	EBERHARTER, R
>>>>	B CON 330	A	3	>	T TH	830-1020	ARC 207	BLDG TECHNOLOGY I	HOPKINS, J.
>>>>	B CON 401	U	5	>	T TH	630-920 PH	GLC 416	BUILDING ESTIMATING	OSSINGER, T.
>>>>	B CON 499	U	3	>	M	630-920 PH	GLC 416	SPECIAL TOPICS CONSTRUCTION ACCTS	GOLDBLATT, S.
>>>>	B CON 499	A	VAR	>	ARR	-	*	UNDERGRAD RESEARCH	GOLDBLATT, S.

**URBAN PLANNING**

\* ENTRY CARDS AVAILABLE IN GLD 420

>>>>	URB P 300	A	3	>	M W F	830-920	GLD 322	INTRO TO URBAN PLAN W/UDRE 315 A PREREQ JR STANDING OR PERMISSION	SHIMM, R.
>>>>	URB P 300	U	3	>	M W	700-820 PH	GLD 435	W/UDRE 315 U PREREQ JR STANDING OR PERMISSION	GREY, A.
>>>>	URB P 340	A	3	>	M W	1020-1200	GLC 322	AMER URBAN PROBLEMS	HANCOCK
>>>>	URB P 350	A	4	>	MTWTH	930-1020	BLM 309	INTRO UD REALESTATE W/UDRE 310 A	LESSINGER
>>>>	URB P 351	A	4	>	MTWTH	830-920	JHA 262	UD REAL ESTATE FIN W/UDRE 399 A	SEYFRIED, W.
>>>>	URB P 420	A	3	>	M W F	1030-1120	GLC 435	INTRO QUANT URB P	BELL, E.
>>>>	URB P 430	U	3	>	M W	730-900 PH	NDR 234	INTRO URB TRANSPORT W/CETS 425 U	MORRIS, D.
>>>>	URB P 446	A	4	>	M	1230-200	GLC 442	PRAC EXPERIENCE W/URB P 346 A	MORTON, T.
>>>>	URB P 460	A	3	>	M W F	920-1020	GLC 322	HIST CITY DEVELOPMNT	JOHNSTON, M.
>>>>	URB P 467	U	3	>	M	700-750 PH	GLC 012	REMOTE SENSING USES	
>>>>	URB P 467	UA LB	3	>	M	800-1000PH	GLD 012		
>>>>	URB P 472	A	3	>	M W	230-400	GLC 435	GRAPHIC CRU/URB P	SHIMM, R.
>>>>	URB P 479	A	3	>	T TH	1030-1200	ARC 102	THE URBAN FORM PREREQUISITE 300 CR 400	
>>>>	URB P 481	A	3	>	T TH	900-1020	GLD 435	LEGAL BASIS/PLAN	RABINOWITZ, A.
>>>>	URB P 498	A	3	>	M W F	930-1020	GLC 436	SPECIAL TOPICS	
>>>>	URB P 499	A	VAR	>	ARR	-	*	SPECIAL PROJECTS	
>>>>	URB P 500	A	3	>	M W	100-220	GLD 416	SURVEY OF URB PLAN	HILLER, D.
>>>>	URB P 501	A	2	>	T TH	920-1020	GLC 436	RESOURCES FOR URB P	
>>>>	URB P 508	A	5	>	T TH	130-420	GLC 424	SPECIAL PLANN LAB	RYAN ARENAS, C.
>>>>	URB P 508	B	5	>	T TH	130-420	GLD 436		LUDWIG, R.
>>>>	URB P 508	C	5	>	M F	830-1120	GLD 402		
>>>>	URB P 512	A	2	>	T	1030-1200	GLD 442	RESEARCH SEMINAR	HANCOCK, J.
>>>>	URB P 512	B	2	>	M	1030-1200	GLC 442		ARENAS, C.
>>>>	URB P 528	A	3	>	M W F	130-220	NDR 220	AUTOMATD HAPEGRAPH W/CETS 528 A	SCHNEIDER, J.
>>>>	URB P 530	A	3	>	M W F	930-1020	NDR 331	LAND USE PLN MODELS W/CETS 525 A	SCHNEIDER
>>>>	URB P 546	A	4	>	M	1230-200	GLD 442	PRACTICUM W/URB P 446 A CR/NC ONLY	NORTON, T.
>>>>	URB P 552	A	3	>	M W	1030-1220	BLM 409	SURVEY UD AND RE W/UDRE 505 A	LESSINGER
>>>>	URB P 553	A	3	>	T TH	1030-1220	GLD 440	URB RE EST FIN INV W/FIN 515 A	SEYFRIED, W.
>>>>	URB P 567	A	3	>	T	230-520	SHI 111	RSRCH SHNR-GEODEVEY W/GEOD 567 A	THOMAS
>>>>	URB P 580	A	3	>	M W	230-400	GLD 416	LEGAL & ADMIN FRAME	RABINOWITZ
>>>>	URB P 591	A	4	>	M	830-1220	GLC 442	DOCTORAL SHNR I	LUDWIG, R.
>>>>	URB P 600	A	VAR	>	ARR	-	*	INDEPENDNT STDY/RSCH CR/NC ONLY	
>>>>	URB P 700	A	VAR	>	ARR	-	*	MASTERS THESIS CR/NC ONLY	
>>>>	URB P 800	A	VAR	>	ARR	-	*	DOCTORAL DISSERTATN CR/NC ONLY	

H-HONORS #= "PERMISSION SIGNATURE" \* = NEW COURSE (SEE FRONT OF THE SCHEDULE)  
 >>> ENROLLMENT IN THIS SECTION IS LIMITED, AND STUDENTS MUST OBTAIN ENTRY CARDS. THE SCHEDULE LINE NUMBER IS PRINTED ON THE ENTRY CARD AND MUST BE MARKED ON THE OP-SCAN REGISTRATION FORM. BOTH THE OP-SCAN FORM AND CARD MUST BE TURNED IN TO REGISTER.

H-HONORS #= "PERMISSION SIGNATURE" \* = NEW COURSE (SEE FRONT OF THE SCHEDULE)  
 >>> ENROLLMENT IN THIS SECTION IS LIMITED, AND STUDENTS MUST OBTAIN ENTRY CARDS. THE SCHEDULE LINE NUMBER IS PRINTED ON THE ENTRY CARD AND MUST BE MARKED ON THE OP-SCAN REGISTRATION FORM. BOTH THE OP-SCAN FORM AND CARD MUST BE TURNED IN TO REGISTER.

# COLLEGE OF ARTS AND SCIENCES

Sched. Line No.	DEPARTMENT	COURSE	SECTION	CREDITS	TIME			LOCATION	TITLE AND REMARKS	INSTRUCTOR
					Day	Hour	Hour			

## AFRO-AMERICAN STUDIES PROGRAM

1498	AFRAM	105	A	5	MTWTF	930-1020	SMI 304	500 BLACK AMERICANS W/SOC 105 A SOCIOLOGY OF BLACK AMERICANS	BLACK, A.
1499	AFRAM	200	A	5	N	1230-220	ECC *	PROSEM AFRO-AM STDS FRESH-SOPH PRIORITY	WILLIAMS, W.
1500	AFRAM	200	AA QZ		W	1230-220	ECC *		
1501	AFRAM	200	AB QZ		W	1230-220	ECC *		
1502	AFRAM	200	AC QZ		W	1230-220	ECC *		
>>>>	AFRAM	301	A	3-5	ARR	-	* *	COMMON INTERNSHIP ENTRY CARDS PDL 8504 DAY ARR W/INSTRUCTOR	WRIGHT, A.
>>>>	AFRAM	301	B	5	ARR	-	* *	PRISON TUTORIAL PROGRAM DAY ARR/W INSTRUCTOR	WILLIAMS, W.
1505	AFRAM	303	A	5	MTWTF	930-1020	SMI 313	BASIC KRIO	WILLIAMS, W. SPENCER-WALT
1506	AFRAM	306	A	5	MTWTF	1130-1220	EGA 151	BASIC SHAHILI	MITCHELL, M. EASTMAN, C.
>>>>	AFRAM	490	A	1-5	ARR	-	* *	RES BLK COMMUNITY ENTRY CARDS PDL 8502	BLACK, A.
>>>>	AFRAM	490	B	1-5	ARR	-	* *	ENTRY CARDS PDL 8506	WILLIAMS, W.
1509	AFRAM	492	A	5	NYWTF	1030-1120	PAR 212	SPEC TOP AFRO-AM ST AFRICAN HEROES	JONES, E.
1510	AFRAM	492	B	5	MTWTF	1030-1120	EER 322	AFRO-AMERICANS 1610-1877	HOOPER, C.
1511	AFRAM	492	U	5	T TH	700-900 P	SMI 307	BLACK POLITICAL ECDN	BEHJAMIN, C.

## AMERICAN INDIAN STUDIES

1130	AIS	102	A	5	MTWTF	1230-120	CMU 120	SURV AM INDN STOYS	BENTZ, J.
1131	AIS	230	A	3	M W F	1030-1120	CML 232	CONT INDIAN ISSUES	LANE, D.
1132	AIS	311	A	5	MTWTF	1130-1220	THC 101	PACIFIC NW INDIANS W/ANTH 311 A	LANE
1133	AIS	313	A	5	MTWTF	1030-1120	CML 230	AM IND LANG+LISH	HILBERT, V.
1134	AIS	350	A	3	T TH	230-520	ART 216	NWC IND ART/2 DIM	OLIVER
1135	AIS	475	A	5	M W F	820-1020	AKT 003	SPEC TOP IND ST W/ART H 332 A	DUNCAN, K.
>>>>	AIS	499	A	1-5	ARR	-	* *	INDEPENDENT STUDY ENTRY CARDS PDL C514	

## ANTHROPOLOGY

1137	ANTH	100	A	5	M WTF	930-1020	KNE 120	INTRO STUDY MAN	HUNN
1138	ANTH	100	AA QZ		T	830-920	PAR 221		
1139	ANTH	100	AB QZ		T	830-920	DEN 312		
1140	ANTH	100	AC QZ		T	830-920	DEM 209		
1141	ANTH	100	AD QZ		T	830-920	DEM 205		
1142	ANTH	100	AE QZ		T	930-1020	BLP 209		
1143	ANTH	100	AF QZ		T	930-1020	DEM 211		
1144	ANTH	100	AG QZ		T	930-1020	BLP 411		
1145	ANTH	100	AH QZ		T	930-1020	BLP 409		
1146	ANTH	100	AI QZ		T	1030-1120	BLP 404		
1147	ANTH	100	AJ QZ		T	1030-1120	BLP 416		
1148	ANTH	100	AK QZ		T	1030-1120	BLM 413		
1149	ANTH	100	AL QZ		T	1030-1120	BLP 306		
1150	ANTH	100	AM QZ		T	1130-1220	SMS 230		
1151	ANTH	100	AN QZ		T	1130-1220	CLK 120		
1152	ANTH	100	AO QZ		T	1130-1220	BLP 404		
1153	ANTH	100	AP QZ		T	1130-1220	DEM 212		
1154	ANTH	202	A	5	M W F	930-1020	PAP 108	PRIN SOCIAL ANTH W/ANTH 500 A	HARRELL, S.
1155	ANTH	202	AA QZ		TH	830-920	DEP 205		
1156	ANTH	202	AB QZ		TH	920-1020	DEM 211		
1157	ANTH	202	AC QZ		TH	1130-1220	DEM 212		
1158	ANTH	202	AD QZ		TH	1230-120	DEM 205		
1159	ANTH	203	A	5	MTWTF	1230-120	DEM 216	INTRO LING ANTHRO W/ANTH 503 A	KELLY, M. EASTMAN.
1160	ANTH	230	A	5	MTWTF	1130-1220	DEM 314	COMP TRIBAL RELIG	

Sched. Line No.	DEPARTMENT	COURSE	SECTION	CREDITS	TIME			LOCATION	TITLE AND REMARKS	INSTRUCTOR
					Day	Hour	Hour			

1194	ARCHY	474	A	3	M W F	1120-1220	DEM 209	PREHSTRC CUL S AMER	STEIN
>>>>	ARCHY	481	A	6	M W	130-420	DEM 213	ANALYS ENV REMAINS ENTRY CARDS DEN M032	GRAYSON
>>>>	ARCHY	497	A	5	M WTF	830-920	DEM 302	FORMAL THEORY ENTRY CARDS DEN M032	DUNNELL
>>>>	ARCHY	499	A	VAR	ARR	-	* *	UNDERGRAD RESEARCH ENTRY CARDS DEN M032	
>>>>	ARCHY	600	A	VAR	ARR	-	* *	INDEPNMT STDY/RSCH ENTRY CARDS DEN M032	
>>>>	ARCHY	601	A	3-9	ARR	-	* *	INTERNSHIP CR/NC ONLY ENTRY CARDS DEN M032.	

## PHYSICAL ANTHROPOLOGY

1200	PHY A	201	A	5	MTW F	1030-1120	PAP 108	PRIN PHYSICAL ANTH W/PHY A 502 A	NEWELL
1201	PHY A	201	AA QZ		T	1130-1220	DEM 211		
1202	PHY A	201	AB QZ		T	1130-1220	DEM 211		
1203	PHY A	201	AC QZ		T	1230-120	DEM 217		
1204	PHY A	201	AD QZ		T	1230-120	DEM 217		
1205	PHY A	382	A	3	M W F	1130-1220	DEM 205	HUM POPULATION BIOL	MUTE
1206	PHY A	387	A	5	MTWTF	930-1020	DEM 212	ECOL ANTH BIOL ADAP	HURLICH, M. G.
1207	PHY A	478	A	5	MTWTF	930-1020	DEM 449	DENTAL ANTHRO	SHINDLER
1208	PHY A	490	A	3	M W F	1030-1120	DEM 449	LATER EVOL HOMOINID	ECK
>>>>	PHY A	499	A	VAR	ARR	-	* *	UNDERGRAD RESEARCH ENTRY CARDS DEN M032	
1210	PHY A	502	A	6	MTW F	1030-1120	PAP 108	PRECEPTIAL READING W/PHY A 201 A PLUS 1 HOUR *	NEWELL
1211	PHY A	588	A	3	M W F	1230-120	BLP 308	TOPICS PRIMATE EVOL	ECK
>>>>	PHY A	590	A	1	ARR	-	* *	ISSUES PRIMATE EVOL CR/NC ONLY ENTRY CARDS DEN M032	MUTE
>>>>	PHY A	600	A	VAR	ARR	-	* *	INDEPNMT STDY/RSCH ENTRY CARDS DEN M032	

## ART

* * NO AUDITORS PERMITTED IN STUDIO CLASSES										
* * ART COURSES CHANGE OF REGISTRATION PROCEDURE										
* * DURING THE 1ST OF THE OTR CHG OF REGIS PERIOD, STDS MAKING ANY CHGS INVOLVING UNDERGRAD ART COURSES MUST OBTAIN A SIGNATURE & STAMP FROM THE SCHL OF ART, 104 ART, BEFORE RPRTING TO SECTIONS										
* ENTRY CARDS AVAILABLE IN ART 104										
>>>>	ART	105	A	3	M W	830-1120	ART 329	DRAWING		
>>>>	ART	105	B	3	T TH	830-1120	ART 327	DRAWING		
>>>>	ART	105	C	3	M W	1130-220	ART 329	ART MAJORS		
>>>>	ART	105	D	3	T TH	1130-220	ART 329	ART MAJORS		
>>>>	ART	105	E	3	M W	230-520	ART 327	ART MAJORS		
>>>>	ART	105	F	3	T TH	230-520	ART 327	ART MAJORS		
>>>>	ART	105	U	3	M W	700-940 P	ART 327	ART MAJORS		
>>>>	ART	106	A	3	T TH	830-1120	ART 329	DRAWING		
>>>>	ART	106	B	3	M W	1130-220	ART 230	ART MAJORS		
>>>>	ART	107	A	3	M W	830-1120	ART 230	DRAWING		
>>>>	ART	107	B	3	M W	1130-220	ART 327	ART MAJORS		
>>>>	ART	109	A	3	M W	830-1120	ART 228	DESIGN		
>>>>	ART	109	B	3	M W	830-1120	ART 216	ART MAJORS		
>>>>	ART	109	C	3	T TH	830-1120	ART 228	ART MAJORS		
>>>>	ART	109	D	3	M W	1130-220	ART 228	ART MAJORS		
>>>>	ART	109	E	3	M W	1130-220	ART 216	ART MAJORS		
>>>>	ART	109	F	3	T TH	1130-220	ART 228	ART MAJORS		
>>>>	ART	109	G	3	T TH	230-520	ART 228	ART MAJORS		
>>>>	ART	110	A	3	M W	1130-220	ART 125	DESIGN		

1161	ANTH 301	A	3	M W F	1130-1220	JHN 064	HUMAN NATURE & CULT	WINANS
1162	ANTH 305	A	5	MTWTF	930-1020	GEN 209	ANTHROP OF THE BODY	ATKINS
1163	ANTH 311	A	5	MTWTF	1130-1220	THD 101	PACIFIC NW INDIANS W/ALS 311 A	LAKE
1164	ANTH 333	A	3	M W F	1030-1120	KNE 210	HW COAST INDIAN ART W/ART H 333 A	HOLM
1165	ANTH 354	A	3	T TH	820-1000	GEN 217	COMP STUD SOCIETIES W/SOC 354 A	VANDENBERG
1166	ANTH 372	A	3	M W F	1020-1120	GEN 206	ANTHROPOLOGY OF LAW	OTTENBERG
1167	ANTH 428	A	3	M W F	930-1020	SAV 315	ANTH PERS ETHNICITY	KEYES
1168	ANTH 440	A	3	T TH	830-1020 830-1020 830-920	HSB 1359 HSB 1359A HSB 1359	CHILD CULT HEALTH W/CHES 495 SA	HORN
1169	ANTH 441	A	5	MTWTF	830-920	GEN 211	INTR CULTPERSONLTY	SPAIN
1170	ANTH 447	A	5	W MTWTF	1030-1120	GEN 211	RELIGION IN CHINA W/SISEA 445 A	HARRELL
1171	ANTH 451	A	3	T TH	1200-120	TMC 335	PHONOLOGY W/LING 451 J	SAPORTA
1172	ANTH 453	A	3	M W F	1220-120	TMC 335	PHONOLOGY W/LING 453 A	KAISSSE
1173	ANTH 456	A	4	MTW F	830-920	SMI 304	HST COSTUM & TEXTIL	RYESKY
1174	ANTH 458	A	3	M W F	1130-1220	GEN 211	TEXTILES CROSS CULT	RYESKY
1175	ANTH 461	A	3	M W F	920-1020	TMC 335	SYNTAX W/LING 461 A	CONTRERAS
1176	ANTH 463	A	3	M W	1010-1200	TMC 335	SYNTAX W/LING 463 A	EMGNOS
1177	ANTH 480	A	3	T TH	1030-1200	BMP 206	INTRO HUSEOLOGY	HASON
>>>>	ANTH 489	A	3-9	ARR	-	* *	ANTH PRACTICUM ENTRY CARDS DEN M032	
>>>>	ANTH 499	A	VAR	ARR	-	* *	UNDERGRAD RESEARCH ENTRY CARDS DEN M032	
1180	ANTH 500	A	6	MTW TH	920-1020 830-1020	PAP 108 *	PRECEPTORIAL READING W/ANTH 202 A	HARRELL
1181	ANTH 503	A	6	MTWTF	1230-120	GEN 216	INTRO LING ANTHRO W/ANTH 203 A PLUS 1 HR *	EASTMAN
>>>>	ANTH 507	A	5	T M	1120-1220 100-320	GEN 406 DEN 406	MTHDS S/C RESEARCH ENTRY CARDS DEN M032	SMITH
1183	ANTH 521	A	3	M	330-520	PAR 1330	SEMINAR RELIGION	KEYES
1184	ANTH 525	A	3	T	330-520	GEN 213	SHNR IN CULT PROC	OTTENBERG
1185	ANTH 537	A	3	M	130-320	BLP 406	POL ANTH & LAK	WINANS
>>>>	ANTH 565	A	5	T W	1230-120 130-350	GEN 406 DEN 406	HIST THEORY ANTH ENTRY CARDS DEN M032	WATSON
1187	ANTH 590	A	3	M	130-300	BMP 206	SHNR MUSEUM THEORY	HASON
>>>>	ANTH 600	A	VAR	ARR	-	* *	INDEPENDT STDY/RSCH ENTRY CARDS DEN M032	
>>>>	ANTH 700	A	VAR	ARR	-	* *	MASTERS THESIS CR/NC ONLY ENTRY CARDS DEN M032	
>>>>	ANTH 800	A	VAR	ARR	-	* *	DOCTORAL DISSERTATN CR/NC ONLY ENTRY CARDS DEN M032	

**ARCHAEOLOGY**

1191	ARCHY 205	U	5	M W	700-920	GEN 209	PRIM OF ARCHAEOLOGY	
1192	ARCHY 320	A	5	MTWTF	1030-1120	NLP 302A	NW COAST PREHISTORY	GREENGO
1193	ARCHY 371	A	3	T TH	120-320	GEN 115	ANAL ARCHLGLCL DATA	STEIN, J.

W = WRITING COURSE MEETING AAS REQUIREMENT  
H = HONORS # = "TEAMWORK SIGNATURE"

>>> ENROLLMENT IN THIS SECTION IS LIMITED, AND STUDENTS MUST OBTAIN ENTRY CARDS. THE SCHEDULE LINE NUMBER IS PRINTED ON THE ENTRY CARD AND MUST BE MARKED ON THE OP-SCAN REGISTRATION FORM. BOTH THE OP-SCAN FORM AND CARD MUST BE TURNED IN TO REGISTER.

>>>>	1233	ART 110	B	3	N W	230-520	ART 228	ART MAJORS
>>>>	ART 110	C	3	T TH	230-520	ART 124	ART MAJORS	
1235	ART 201	A	3	M W	1130-220	CHA 101	CERAMIC ART ART MAJORS	
1236	ART 202	A	3	T TH	1130-220	CHA 101	CERAMIC ART ART MAJORS	
1237	ART 203	A	3	M W	1130-220	CHA 101	CERAMIC ART W/ART 201 A ART MAJORS	
>>>>	ART 205	A	5	M W	830-1120	ART 207	GRAPHIC DESIGN GRAPHIC DES MAJORS	
>>>>	ART 205	B	5	T TH	830-1120	ART 207	GRAPHIC DES MAJORS	
>>>>	ART 205	C	5	M W	130-420	ART 207	GRAPHIC DES MAJORS	
>>>>	ART 205	D	5	T TH	130-420	ART 207	GRAPHIC DES MAJORS	
>>>>	ART 230	A	3	T TH	830-1120	ART 022	INTRO PHOTO I ART MAJORS	
>>>>	ART 230	B	3	M W	1130-220	ART 022	ART MAJORS	
1244	ART 232	A	3	T TH	830-1000	ART 003	THEORY CRIT PHOTO ART MAJORS	
>>>>	ART 250	A	5	M W	1130-220	ART 227	DESIGNL SFC DES FAB ART MAJORS	
1246	ART 253	A	3	T TH	1130-220	ART 117	DESIGNENTRALS-WOOD ART MAJORS	
>>>>	ART 254	A	3	T TH	130-420	ART 125	DESIGNENTRALS-METAL INDUST DESIGN MAJORS	
>>>>	ART 255	A	5	T TH	1130-220	ART 216	DESIGNL FABRC CNSTR ART MAJORS	
1249	ART 256	A	5	M W	1130-220	ART 320	PAINTING ART MAJORS	
1250	ART 256	B	5	T TH	1130-220	ART 301	PLUS 3 SCHEDULED HRS ART MAJORS	
1251	ART 257	A	5	M W	1130-220	ART 320	PAINTING W/ART 256 A ART MAJORS	
1252	ART 257	B	5	T TH	1130-220	ART 301	PLUS 3 SCHEDULED HRS W/ART 256 B ART MAJORS	
>>>>	ART 258	A	5	M W	830-1120	ART 125	JEWELRY DESIGN ART MAJORS	
1254	ART 259	A	5	T TH	230-520	ART 325	WATER-SOLUBLE MEDIA ART MAJORS	
>>>>	ART 260	A	5	M W	230-520	ART 325	PLUS 3 SCHEDULED HRS ART MAJORS	
>>>>	ART 261	A	5	M W	830-1120	ART 232	ART WORKS ON PAPER PAINTING MAJORS	
1257	ART 265	A	5	M W	830-1120	ART 304	PLUS 3 SCHEDULED HRS ART MAJORS	
1258	ART 265	B	5	M W	1130-220	ART 304	PLUS 3 SCHEDULED HRS ART MAJORS	
1259	ART 265	C	5	T TH	1130-220	ART 304	PLUS 3 SCHEDULED HRS ART MAJORS	
1260	ART 265	D	5	T TH	230-520	ART 301	PLUS 3 SCHEDULED HRS ART MAJORS	
1261	ART 272	A	3	T TH	930-1220	ART 124	BEG SCULPTURE COMP ART MAJORS	
>>>>	ART 301	A	3	T TH	930-1120	ART 216	ART EDUCATIN-CRAFTS ART MAJORS	
1263	ART 307	A	5	M W	1130-220	ART 322	INTERMED PAINTING ART MAJORS	
1264	ART 316	A	5	M W	130-420	ART 232	PLUS 3 SCHEDULED HRS DESIGN FOR INDUSTRY INDUST DESIGN MAJORS	
>>>>	ART 322	A	3	T TH	130-420	ART 232	ID MATERS & METHODS INDUST DESIGN MAJORS	
1266	ART 325	A	5	M W	230-520	ART 204	ADV DRAWING ART MAJORS	

W = WRITING COURSE MEETING AAS REQUIREMENT  
H = HONORS # = "TEAMWORK SIGNATURE"

>>> ENROLLMENT IN THIS SECTION IS LIMITED, AND STUDENTS MUST OBTAIN ENTRY CARDS. THE SCHEDULE LINE NUMBER IS PRINTED ON THE ENTRY CARD AND MUST BE MARKED ON THE OP-SCAN REGISTRATION FORM. BOTH THE OP-SCAN FORM AND CARD MUST BE TURNED IN TO REGISTER.

# COLLEGE OF ARTS AND SCIENCES

Sched. Line No.	DEPARTMENT	COURSE TITLE SECTION	CREDITS	H R S	P R I M S	M E T H	TIME		LOCATION	TITLE AND REMARKS	INSTRUCTOR
							Day	Hour			
1267	ART	320 A	3				M W F	330-520	ART 003	THE FILM AS ART	
>>>>	ART	330 A	5				M W	230-920	ART 010	INTRO TO WEAVING FIBER ARTS MAJORS	
1269	ART	332 A	5				T TH	930-1220	APT 025	INTERMD SCULPT COMP ART MAJORS	
1270	ART	335 A	5				P M	130-420	CHA 114	METAL CASTING ART MAJORS	
>>>>	ART	337 A	3				M W	930-1220	CHA 115	WELDING ART MAJORS	
>>>>	ART	340 A	5				M W	830-1120	APT 227	DESIGN PRINT FABR ART MAJORS	
1273	ART	345 A	5				T TH	830-1220	APT 210	ETCHING ART MAJORS	
1274	ART	346 A	5				M W	1230-420	ART 210	COLLAGRAPH ART MAJORS	
1275	ART	347 A	5				M W	830-1220	ART 201	LITHOGRAPHY ART MAJORS	
1276	ART	349 A	5				T TH	130-920	ART 204	SILKSCREEN ART MAJORS	
>>>>	ART	353 A	5				T TH	270-620	CHA 102	ADV CERAMIC ART MAJORS	
>>>>	ART	357 A	5				ARR	-	* *	METAL DESIGN ART MAJORS	
>>>>	ART	358 A	5				ARR	-	* *	JEWELRY DESIGN ART MAJORS	
>>>>	ART	359 A	5				ARR	-	* *	ENAMELING ART MAJORS	
1281	ART	360 A	5				T TH	830-1120	ART 320	LIFE ART MAJORS PLUS 3 SCHEDULED HRS	
1282	ART	366 A	5				T TH	830-1120	APT 247	GRAPHIC DESIGN GRAPHIC DESIGN MAJORS	
>>>>	ART	370 A	5				M W	830-1120	APT 022	INTERMD PHOTO I ART MAJORS	
1284	ART	376 A	5				M W	830-1120	APT 247	GRAPHIC DESIGN GRAPHIC DESIGN MAJORS	
>>>>	ART	405 A	5				M W	1130-220	ART 010	ADVANCED WEAVING FIBER ARTS MAJORS	
>>>>	ART	411 A	5				ARR	-	* *	ADV PHOTO ART MAJORS	
>>>>	ART	412 A	5				T TH	1150-220	APT 022	EXT PHOTO PROC ART MAJORS	
>>>>	ART	415 A	5				M W	230-920	ART 023	SR THESIS PHOTO ART MAJORS	
>>>>	ART	422 A	3				T TH	830-1120	ART 236	ID COMP GRAPH I INDUST DESIGN MAJORS	
>>>>	ART	425 A	5				ARR	-	* *	FIBER ARTS PROJECTS ART MAJORS	
>>>>	ART	436 A	5				ARR	-	* *	SCULPTURE COMPOSITN ART MAJORS	
1292	ART	445 A	5				T TH	130-420	ART 236	ADV INDUSTRIAL DES INDUST DESIGN MAJORS	
1293	ART	450 A	5				T TH	830-1220	ART 210	ADV ETCHING W/ART 345 A ART MAJORS	
1294	ART	451 A	5				M W	1230-420	ART 210	ADV COLLAGRAPH W/ART 346 A ART MAJORS	
1295	ART	452 A	5				M W	830-1220	ART 201	ADV LITHOGRAPHY W/ART 347 A ART MAJORS	

22

Sched. Line No.	DEPARTMENT	COURSE TITLE SECTION	CREDITS	H R S	P R I M S	M E T H	TIME		LOCATION	TITLE AND REMARKS	INSTRUCTOR
							Day	Hour			
1339	ART H	203 AA QZ	5				M W F	1230-120	GNH 301	SURV WEST ART-MOD	KINGSBURY,M.
1340	ART H	203 AB QZ					T TH	830-920	ART 317		
1341	ART H	203 AC QZ					T TH	930-1020	ART 317		
1342	ART H	203 AD QZ					T TH	1030-1120	ART 317		
1343	ART H	203 AD QZ					T TH	1130-1220	ART 317		
1344	ART H	311 A	5				MTWTF	1030-1120	ART 003	CHINESE ART	SILBERGELD,J.
>>>>	ART H	317 A	4				M	300-500	ART 122	CHADO-JAPAN ESTHETICS PLUS 4 HR LAB	WEBB,G.
1346	ART H	332 A	5				M W F	830-1020	ART 003	NATY AN ART TO 20C W/AIS 475 A	DUNCAN,K.
1347	ART H	333 A	3				M W F	1030-1120	KNE 210	NM COAST INDIAN ART W/ANTH 333 A	MDL,N.B.
1348	ART H	337 A	5				MTWTF	230-320	ART 317	AFRICAN ART & SOC	BRAYMANN,R.
1349	ART H	341 A	3				M W F	1130-1220	DEN 216	GREEK ART & ARCHLGY W/CL AR 341 A	BLIQUEZ,L.
1350	ART H	351 A	5				MTWTF	1230-120	ART 003	EARLY MED & BYZANT	
1351	ART H	361 A	5				MTWTF	1130-1220	ART 003	ITALIAN REN ART	SNOW-SMITH,J.
1352	ART H	372 A	5				MTWTF	130-220	ART 003	ROCCO-ROMANICISM	OPPERMAN,H.
1353	ART H	382 A	3				T TH	230-400	ART 003	THEORY ART CRIT	FAILING,P.
1354	ART	418 A	3				M W F	1230-120	ART 122	POLITICAL CHIN PTC	SILBERGELD,J.
1355	ART H	421 A	3				M W F	1130-1220	ART 122	YAMATO-E TRADITION	WEBB,G.
1356	ART H	436 A	3				M W F	930-1020	ART 122	SUB-SAHARAN ARTS I	BRAYMANN,R.
1357	ART H	474 A	3				M W F	1130-1220	ART 317	STDY AMER COLAL ART	REED,T.G.
1358	ART H	484 A	3				M W F	930-1020	ART 317	THEMES IN MOD ART	KINGSBURY,M.
1359	ART H	491 A	3				M W F	1020-1120	ART 317	AESTHETICS MOD ARCH	CLAUSEN,M.
>>>>	ART H	499 A	3				ARR	-	* *	INDIVIDUAL PROJECTS	
>>>>	ART H	515 A	3				ARR	-	* *	SHR JAPANESE ART	WEBB,G.
>>>>	ART H	581 A	3				ARR	-	* *	SEMINAR MODERN ART	CLAUSEN,M.
>>>>	ART H	600 A	VAR				ARR	-	* *	INDEPNOMT STDY/RSCH CR/NC ONLY	
>>>>	ART H	700 A	VAR				ARR	-	* *	MASTERS THESIS CR/NC ONLY	
>>>>	ART H	800 A	VAR				ARR	-	* *	DOCTORAL DISSERTATN CR/NC ONLY	
<b>ASIAN AMERICAN STUDIES</b>											
1428	AAS	205 A	5				M W F	1230-120	THC 101	ASIAN AMER CULTURES	BACHO,P. KASHIMA,T.
1429	AAS	205 AA QZ					T TH	1030-1120	THC 334		LAI,I. LAI,T. LAI,Y.
1430	AAS	205 AB QZ					T TH	1130-1220	THC 334		
1431	AAS	205 AC QZ					T TH	1230-120	THC 202		
1432	AAS	350 A	3				T TH	1230-150	THC 331	CHIN AMER HIST CULT	LEE,D.
>>>>	AAS	443 A	3-5				ARR	-	* *	FIELD EXPERIENCE CR/NC ONLY	KASHIMA,T.
>>>>	AAS	443 B	3-5				ARR	-	* *	ENTRY CARDS PDL 8501 ENTRY CARDS PDL 8501	KASHIMA,T.
1435	AAS	490 A	3				M W F	1130-1220	THC 334	AAS SPECIAL TOPICS FILIPINO HIST AND CULTURE SOUTHEAST ASIANS IN AMERICA	BACHO,P.
1436	AAS	490 B	3				T TH	920-1050	CHL 232		LEE,D.
>>>>	AAS	499 A	1-5				ARR	-	* *	UNDERGRAD IND STDY ENTRY CARDS PDL 8501	LEE,D. KASHIMA,T. BACHO,P.
<b>ASIAN LANGUAGES AND LITERATURE</b>											
2435	ASIAN	401 A	5				MTWTF	1130-1220	SHI 119	INTRO ASIAN LING	SCHIFFMAN,M.
2436	ASIAN	585 A	3				T TH	245-400	GNH 322	SEMINAR IN BUDDHISM	RUEGG,D.S.

1298	ART	454	A	5	T TH	130-520	ART 204	ADV SILKSCREEN W/ART 349 A ART MAJORS	
>>>>	ART	457	A	5	ARR	-	*	ADV METAL DESIGN ART MAJORS	
>>>>	ART	458	A	5	ARR	-	*	ADV JEWELRY DESIGN ART MAJORS	
>>>>	ART	459	A	5	ARR	-	*	ADVANCED ENAMELING ART MAJORS	
>>>>	ART	460	A	5	ARR	-	*	ADV METAL DESIGN ART MAJORS	
>>>>	ART	463	A	5	T TH	1130-220	ART 322	ADVANCED PAINTING PAINTING MAJORS	
>>>>	ART	464	A	5	T TH	1130-220	ART 322	ADV PAINTING/DRAWING W/ART 463 A PAINTING MAJORS	
1303	ART	466	A	5	T TH	130-420	ART 247	GRAPHIC DESIGN GRAPHIC DSGN MAJORS	
1304	ART	478	A	5	M W	130-420	ART 247	GRAPHIC DESIGN GRAPHIC DESIGN MAJORS	
>>>>	ART	485	A	5	T TH	230-620	CHA 102	ADV CERAMIC ART W/ART 353 A ART MAJORS	
>>>>	ART	486	A	5	ARR	-	*	ADVANCED CERAMICS ART MAJORS	
>>>>	ART	492	A	3	ARR	-	*	FIELD STDY ART EDUC	
>>>>	ART	495	A	5	ARR	-	*	GRAPHIC DESIGN SEM GRAPHIC DESIGN MAJORS	
>>>>	ART	498	A	3/5	ARR	-	*	INDIV PROJ-PTG/SCLP	
>>>>	ART	499	A	3/5	ARR	-	*	INDIV PROJ-DESIGN	
>>>>	ART	512	A	3	ARR	-	*	GRADUATE SEMINAR	
>>>>	ART	515	A	3-15	M W	230-520	ART 023	PHOTOGRAPHY W/ART 415 A	
>>>>	ART	522	A	3-15	ARR	-	*	SCULPTURE	
>>>>	ART	540	A	3-15	ARR	-	*	FIBER ARTS	
>>>>	ART	547	A	3-15	ARR	-	*	INDUSTRIAL DESIGN	
>>>>	ART	550	A	3-15	ARR	-	*	PRINTMAKING	
>>>>	ART	553	A	3-15	ARR	-	*	CERAMIC ART	
>>>>	ART	558	A	3-15	ARR	-	*	METAL DESIGN	
>>>>	ART	563	A	3-15	ARR	-	*	PAINTING	
>>>>	ART	580	A	3-15	ARR	-	*	GRAPHIC DESIGN	
>>>>	ART	600	A	VAR	ARR	-	*	INDEPNMNT STDY/RSCH	
>>>>	ART	700	A	VAR	ARR	-	*	MASTERS THESIS	

### ART HISTORY

\* ENTRY CARDS AVAILABLE IN ART 131

1323	ART H	201	A	5	M W F	930-1020	KNE 220	SURV WEST ART-ANC	OPPERMAN, H.
1324	ART H	201	AA	OZ	T TH	830-920	LCH 106		
1325	ART H	201	AB	OZ	T TH	930-1020	LGM 106		
1326	ART H	201	AC	OZ	T TH	1030-1120	LON 106		
1327	ART H	201	AD	OZ	T TH	1130-1220	LON 106		
1328	ART H	201	AE	OZ	T TH	1230-120	LJM 106		
1329	ART H	201	AF	OZ	T TH	130-220	LON 106		
1330	ART H	201	AG	OZ	T TH	230-320	LCH 106		
1331	ART H	201	AH	OZ	T TH	330-420	LDM 106		
1332	ART H	202	A	5	M W F	1130-1220	KNE 110	SURV WEST ART-MED	CHRISTOFIDES
1333	ART H	202	AA	OZ	T TH	830-920	ART 122		
1334	ART H	202	AB	OZ	T TH	930-1020	ART 122		
1335	ART H	202	AC	OZ	T TH	1030-1120	ART 122		
1336	ART H	202	AD	OZ	T TH	1130-1220	ART 122		
1337	ART H	202	AE	OZ	T TH	1230-120	ART 122		
1338	ART H	202	AF	OZ	T TH	130-220	ART 122		

H-HONORS # - PERMISSION SIGNATURE \* - NEW COURSE (SEE FRONT OF TIME SCHEDULE)  
 >>> ENROLLMENT IN THIS SECTION IS LIMITED, AND STUDENTS MUST OBTAIN ENTRY CARDS. THE SCHEDULE LINE NUMBER IS PRINTED ON THE ENTRY CARD AND MUST BE MARKED ON THE OF-SCAN REGISTRATION FORM. BOTH THE OF-SCAN FORM AND CARD MUST BE TURNED IN TO REGISTER.

>>>>	ASIAN	600	A	VAR	ARR	-	*	INDEPNMNT STDY/RSCH ENTRY CARDS GWN 225	
>>>>	ASIAN	700	A	VAR	ARR	-	*	MASTERS THESIS ENTRY CARDS GWN 225	
>>>>	ASIAN	800	A	VAR	ARR	-	*	DOCTORAL DISSERTATION ENTRY CARDS GWN 225	

### ALTAIC

2458	ALTAI	401	A	3	M W	100-220	SAV H250	WRITTEN MONGOLIAN	NORMAN, J.
------	-------	-----	---	---	-----	---------	----------	-------------------	------------

### CHINESE

2440	CHIN	111	A	5	MTWTF	830-920	SMI 311	FIRST-YEAR CHINESE	
2441	CHIN	111	B	5	MTWTF	930-1020	SAV 341		
2442	CHIN	111	C	5	MTWTF	1030-1120	SAV 335		
2443	CHIN	111	D	5	MTWTF	1130-1220	SMI 309		
2444	CHIN	211	A	5	MTWTF	1030-1120	SMI 313	SECOND-YEAR CHINESE	NORMAN, J. Hsia, H. Y.
2445	CHIN	211	B	5	MTWTF	1130-1220	SAV 131		
2446	CHIN	281	A	5	M W F	160-220	SAV 326	LIT IN MODERN CHINA	BRANDAUER, F.
>>>>	CHIN	301	A	5	MTWTF	930-1020	SAV 131	ADV CHIN CONVERSATION ENTRY CARDS GWN H214	WANG, C. H.
2448	CHIN	311	A	5	MTWTF	1030-1120	SMI 107	THIRD-YEAR CHINESE	YUEHASHIMOTO
2449	CHIN	415	A	5	MTWTF	930-1020	GWN H226	READ SOC SCI TEXTS	YUEHASHIMOTO
2450	CHIN	451	A	5	M W F	100-220	SMI 115	FIRST-YR CLASSICAL	BOLTZ, W. G.
>>>>	CHIN	499	A	3-5	ARR	-	*	UNDERGRAD RESEARCH ENTRY CARDS GWN 225	
2452	CHIN	551	A	5	T TH	1230-220	SAV 151	SECOND-YR CLASSICAL	BOLTZ, W. G.
2453	CHIN	554	A	5	M W	100-300	GWN H224	RDGS IN CHIN PROSE	KNECHTGES, D.
2454	CHIN	561	A	5	T TH	1030-1220	GWN 322B	STUDIES CHINESE LIT	WANG, C. H.
2455	CHIN	564	A	5	M W	930-1120	GWN 322B	HISTORY CHIN LIT	KNECHTGES, D.
2456	CHIN	573	A	5	M	1230-420	GWN 3220	SHR CHIN POETRY	WANG, C. H.
2457	CHIN	580	A	5	M W F	1030-1200	GWN H230	RDGS VERNAC FICTION	BRANDAUER, F.
<b>HINDI</b>									
2459	HINDI	311	A	5	MTWTF	930-1020	SAV 153	ELEMENTARY HINDI	SHAPIRO, H.
2460	HINDI	321	A	5	MTWTF	1030-1120	SAV 326	INTERMED HINDI	SHAPIRO, H.
2461	HINDI	401	A	5	ARR	-	*	ADVANCED HINDI	HANLEY, J. S.
>>>>	HINDI	499	A	3-5	ARR	-	*	UNDERGRAD RESEARCH ENTRY CARDS GWN 225	
2463	HINDI	501	A	3	ARR	-	*	MEDIEVAL HINDI LIT	HANLEY, J. S.
<b>INDIAN</b>									
>>>>	INDW	499	A	3-5	ARR	-	*	UNDERGRAD RESEARCH ENTRY CARDS GWN 225	
<b>JAPANESE</b>									
2465	JAPAN	111	A	5	T	930-1020	KNE 210	FIRST-YEAR JAPANESE	
2466	JAPAN	111	AN	LB	M WTHF	830-920	SMI 309		
2467	JAPAN	111	AD	LB	M WTHF	930-1020	SMI 305		
2468	JAPAN	111	AP	LB	M WTHF	930-1020	SAV 209		
2469	JAPAN	111	AQ	LB	M WTHF	930-1020	SMI 309		
2470	JAPAN	111	AR	LB	M WTHF	930-1020	SMI 113		
2471	JAPAN	111	AS	LB	M WTHF	1030-1120	SMI 113		
2472	JAPAN	111	AT	LB	M WTHF	1030-1120	SMI 309		
2473	JAPAN	111	AU	LB	M WTHF	130-220	SMI 311		

H-HONORS # - PERMISSION SIGNATURE \* - NEW COURSE (SEE FRONT OF TIME SCHEDULE)  
 >>> ENROLLMENT IN THIS SECTION IS LIMITED, AND STUDENTS MUST OBTAIN ENTRY CARDS. THE SCHEDULE LINE NUMBER IS PRINTED ON THE ENTRY CARD AND MUST BE MARKED ON THE OF-SCAN REGISTRATION FORM. BOTH THE OF-SCAN FORM AND CARD MUST BE TURNED IN TO REGISTER.




# May 1983

APRIL  
S M T W T F S  
                  1 2  
3 4 5 6 7 8 9  
10 11 12 13 14 15 16  
17 18 19 20 21 22 23  
24 25 26 27 28 29 30

JUNE  
S M T W T F S  
                  1 2 3 4  
5 6 7 8 9 10 11  
12 13 14 15 16 17 18  
19 20 21 22 23 24 25  
26 27 28 29 30

SUN	MON	TUE	WED	THU	FRI	SAT
1	2	3	4	5	6	7
8	9	10	11	12	13	14
15	16	17	18	19	20	21
22	23	24	25	26	27	28
29	30	31				



# Emergency and Frequently Called Telephone Numbers

## Emergency Numbers

DEPARTMENT	PHONE NUMBER
POLICE, FIRE, AND MEDICAL EMERGENCY (FROM CAMPUS PHONES)	
UNIVERSITY OF WASHINGTON .....	222
UNIVERSITY HOSPITAL (HOSPITAL PHONES ONLY) .....	244
HARBORVIEW MEDICAL CENTER .....	223-3300
SEATTLE (OFF-CAMPUS EMERGENCIES ONLY) .....	9-911

## Frequently Called Numbers

DEPARTMENT	PHONE NUMBER	DEPARTMENT	PHONE NUMBER
MAIN CAMPUS OPERATOR .....	543-2100	LIBRARY-ODEGAARD .....	543-1947
ADMISSIONS .....	543-9686	LIBRARY-SUZZALLO (INFORMATION/REFERENCE) .....	543-0242
ARTS & SCIENCES ADVISING .....	543-2550	REGISTRAR (INFORMATION) .....	543-5920
FINANCIAL AID .....	543-6101	STUDENT AFFAIRS .....	543-4972
HOUSING .....	543-4059	SUMMER QUARTER .....	543-2320
		UNIVERSITY BOOKSTORE .....	634-3400

# COLLEGE OF ARTS AND SCIENCES

Sched. Line No.	DEPARTMENT	COURSE	TERM	SECTION	CREDITS	U N I T S	P R E S E N T	W R I T I N G	L I B R A R Y	TIME		LOCATION	TITLE AND REMARKS	INSTRUCTOR
										Day	Hour			
2474	JAPAN 211	A			5					MTWTF	1130-1220	SAV 304	SECOND-YEAR JAPANESE	
2475	JAPAN 211	B			5					MTWTF	1130-1220	SAV 293		
2476	JAPAN 211	C			5					MTWTF	1130-1220	SAV 341		
>>>>	JAPAN 311	A			3					M W F	1030-1120	SM 115	THIRD-YEAR JAPANESE ENTRY CARDS GWN M250	MILLER, R.A.
2478	JAPAN 314	A			2					T TH	1030-1120	SAV 131	ADV JAPN CONVERSATN CR/NC ONLY	
2479	JAPAN 321	A			5					M W F	1130-1220	DEN 211	JAPN LIT & FILM-I	RUBIN, J.
>>>>	JAPAN 331	A			15					MTWTF	830-1120	SM 109	INTEN FIRST-YR JAPN ENTRY CARDS GWN M227	
2481	JAPAN 425	A			5					T TH	130-320	GWN M226	JAPANESE NOVEL ENG	MC KINNON, R.
2482	JAPAN 461	A			5					M W F	830-1020	* *	ADV JAPAN READINGS	RUBIN, J.
2483	JAPAN 471	A			5					M W F	330-520	GWN M226	ROGS CLSCL JAPN LIT	MC KINNON, R.
>>>>	JAPAN 499	A			3-5					ARR	-	* *	UNDERGRAD RESEARCH ENTRY CARDS GWN 225	
2485	JAPAN 531	A			5					ARR	-	* *	ADV ROGS MODERN LIT	KUBIN, J.
2486	JAPAN 540	A			3					M W F	1120-1220	GWN M224	SMNR JAPANESE LIT	MILLER, R.A.
2487	JAPAN 571	A			5					T TH	320-500	GWN M226	ADV ROGS CLSCL LIT	MC KINNON, R.

## KOREAN

2488	KOR 301	A			5					MTWTF	830-920	SM 107	INTRO TO KOREAN NO AUDITORS	LUKOFF, F.
2489	KOR 311	A			5					MTWTF	930-1020	SM 318	MIXED SCRIPT WRITING NO AUDITORS	LUKOFF, F.
2490	KOR 411	A			5					MTWTF	1030-1120	GWN M226	ROGS CONTEMP KOREAN NO AUDITORS	LUKOFF, F.
2491	KOR 415	A			3					T F	1130-1245	GWN M226	SOCIAL SCI LIT	LUKOFF, F.
2492	KOR 420	A			5					MTWTF	230-320	* *	KOREAN POSTWAR LIT	KIM, C-U.
>>>>	KOR 499	A			3-5					ARR	-	* *	INDEPENDENT STUDY ENTRY CARDS GWN 225	
2494	KOR 501	A			3-5					ARR	-	* *	SMNR IN KOREAN LING	LUKOFF, F.

## SANSKRIT

2498	SNKRT 301	A			5					MTWTF	930-1020	SAV 326	INTRO TO SANSKRIT	SALOMON, R.G.
2499	SNKRT 401	A			5					MTWTF	1030-1120	GWN M224	INTERMED SANSKRIT	SALOMON, R.G.
2500	SNKRT 411	A			5					M W F	1120-1220	GWN 3228	ADVANCED SANSKRIT	SALOMON, R.G.
>>>>	SNKRT 499	A			3-5					ARR	-	* *	UNDERGRAD RESEARCH ENTRY CARDS GWN 225	
2502	SNKRT 550	A			3					M W	130-300	GWN M226	SMNR SNKRT LIT	SALOMON, R.
2503	SNKRT 560	A			3					ARR	-	* *	ROGS PHILOS SNKRT	POTTER, K.
2504	SNKRT 581	A			3					T TH	400-500	GWN 3228	READ BUDDHIST TEXTS	RUEGG, D.S.

## TAMIL

2505	TAMIL 311	A			5					MTWTF	830-920	GWN M224	ELEMENTARY TAMIL	SCHIFFMAN, H.
2506	TAMIL 321	A			5					MTWTF	920-1020	* *	INTERMED TAMIL	SCHIFFMAN, H.
2507	TAMIL 401	A			5					ARR	-	* *	ADVANCED TAMIL	SCHIFFMAN, H.
>>>>	TAMIL 499	A			3-5					ARR	-	* *	UNDERGRAD RESEARCH ENTRY CARDS GWN 225	

Sched. Line No.	DEPARTMENT	COURSE	TERM	SECTION	CREDITS	U N I T S	P R E S E N T	W R I T I N G	L I B R A R Y	TIME		LOCATION	TITLE AND REMARKS	INSTRUCTOR
										Day	Hour			
1390	ASTR 513	A			3					M W	230-345	ARC 103C	COSMOLOGY	HODGE
1391	ASTR 521	A			3					M W F	130-220	ARC 103C	STELLAR ATMOSPHERES	BOHM
1392	ASTR 575	A			1-2					TH	400-500	* *	ASTRON SEMINAR CR/NC ONLY	
1393	ASTR 576	A			1					W	400-520	PHY 314	ASTRON COLLOQUIUM CR/NC ONLY	HODGE
>>>>	ASTR 600	A			VAR					ARR	-	* *	INDEPENDNT STDY/RSCH ENTRY CARDS PHY 260	
>>>>	ASTR 700	A			VAR					ARR	-	* *	MASTERS THESIS ENTRY CARDS PHY 260	
>>>>	ASTR 800	A			VAR					ARR	-	* *	DOCTORAL DISSERTATN ENTRY CARDS PHY 260	

## ATMOSPHERIC SCIENCES

1397	ATH S 101	A			5					MTWTF	1030-1120	KNE 110	SURY OF ATMOSPHERE	WALLERSTEIN
1398	ATH S 101	AA			QZ					F	1030-1120	JHN 214		
1399	ATH S 101	AB			QZ					F	1030-1120	MED 6009		
1400	ATH S 101	AC			QZ					F	1130-1220	BAG 118		
1401	ATH S 101	AD			QZ					F	1130-1220	BNS 203		
1402	ATH S 101	AE			QZ					TH	1230-120	BNS 203		
1403	ATH S 101	AF			QZ					F	1230-120	BNS 203		
1404	ATH S 301	A			5					MTWTF	830-920	ATG 610	INTRO TO ATMOSP SC	HOUE, R.
1405	ATH S 362	ZN			3					M W F	130-320	ATG 610	INSTRUMENTS & OBS	KATSAROS, K. RADKE, L.
1406	ATH S 431	A			5					MTWTF	930-1020	ATG 611	ATMOSPHERIC PHYSICS	FLEAGLE
1407	ATH S 441	A			5					M W F	1030-1120	ATG 610	ATMOSPHERIC MOTIONS	HARTMANN REED MASS
1408	ATH S 441	AN			LB					T	130-420	ATG 610		
1409	ATH S 458	A			4					M W F	130-220	HDR 331	INTRO ATR CHEMISTRY W/CENA 458 A	CHARLSON
1410	ATH S 460	A			1					T	1230-120	ATG 611	ATMOS DISPERSION	
>>>>	ATH S 492	A			VAR					ARR	-	* *	READINGS NET DR CL CR/NC ONLY ENTRY CARDS ATG 408	
>>>>	ATH S 493	A			VAR					ARR	-	* *	SPEC PROB NET DR CL CR/NC ONLY ENTRY CARDS ATG 408	
1413	ATH S 501	A			6					MTWTF	530-1020	ATG 610	PHYS & SYNOPSIS NET	WALLACE
1414	ATH S 510	A			3					T TH	930-1100	ARC 103A	PHYSICS OF ICE W/CPHYS 510 A CR/NC ONLY	RAYMOND, C.F.
1415	ATH S 521	A			VAR					F	330-420	* *	SEN ATH DYN CR/NC ONLY	MOLTON
1416	ATH S 523	A			VAR					ARR	-	* *	SEN CL PHYS CR/NC ONLY	RADKE
1417	ATH S 524	A			VAR					ARR	-	* *	SEN EN TR CR/NC ONLY	FLEAGLE
1418	ATH S 531	A			3					M W F	1230-120	ATG 611	STRC UPPER ATMOS W/CPHYS 531 A	HARRISON
1419	ATH S 534	A			3					M W F	1030-1120	ATG 611	ATMOS RADIATION II	WARREN
1420	ATH S 544	A			3					M W F	830-920	ATG 611	NUMERICAL MODELING	MOLTON
1421	ATH S 546	A			3					M W F	1130-1220	ATG 611	ATMOS FLUID DYNAMICS	
1422	ATH S 551	A			3					M W	130-220	ATG 611	STRUCT. & ANALYSIS	MASS, C. REED, R.
1423	ATH S 551	AN			LB					TH	130-320	ATG 611		
1424	ATH S 591	A			2					T TH	1030-1120	ATG 610	SPECIAL TOPICS	MOLTON, J.
>>>>	ATH S 600	A			VAR					ARR	-	* *	INDEPENDNT STDY/RSCH CR/NC ONLY ENTRY CARDS ATG 408	

**THAI**

2509	THAI	301	A	5	MTWTF	1230-120	GWN M230	BASIC THAI	COOKE, J.R.
2510	THAI	401	A	5	ARR	-	* *	INTERMED THAI	COOKE, J.R.
>>>>	THAI	499	A	3-5	ARR	-	* *	UNDERGRAD RESEARCH ENTRY CARDS GWN 225	

**TIBETAN**

2512	TIB	304	A	5	T TH W	930-1120 930-1020	GWN M230 GWN M224	COLLOQUIAL TIBETAN	HORHANG, M.L.
2513	TIB	411	A	3	M W F	1130-1220	GWN M226	READINGS IN TIBETAN	WYLIE, T.V.
>>>>	TIB	499	A	3-5	ARR	-	* *	UNDERGRAD RESEARCH ENTRY CARDS GWN 225	
2515	TIB	511	A	3	M W F	1030-1120	GWN 250	ADV LITERARY TIBETAN	WYLIE, T.V.
2516	TIB	531	A	3	T TH	130-245	GWN 322B	BUDDHIST TIBETAN	RUEGG, D.S.

**TURKIC**

2517	TKIC	301	A	3	ARR	-	* *	INTRO TO UZBEK	CIRTAUTAS, I.
2518	TKIC	341	A	3	ARR	-	* *	INTRO SCND TKC LANG	CIRTAUTAS, I.
2519	TKIC	401	A	3	ARR	-	* *	INTERMEDIATE UZBEK	CIRTAUTAS, I.
2520	TKIC	411	A	3	ARR	-	* *	ADVANCED UZBEK	CIRTAUTAS, I.
>>>>	TKIC	499	A	3-5	ARR	-	* *	UNDERGRAD RESEARCH ENTRY CARDS GWN 225	

**ASTRONOMY**

1366	ASTR	101	A	5	M W F	1030-1120	GUC 224	ASTRONOMY	SULLIVAN
1367	ASTR	101	AA QZ		T TH	830-920	JHA 236		
1368	ASTR	101	AB QZ		T TH	830-920	JHN 009		
1369	ASTR	101	AC QZ		T TH	830-920	JHN 236		
1370	ASTR	101	AD QZ		T TH	930-1020	* *		
1371	ASTR	101	AE QZ		T TH	930-1020	JHN 236		
1372	ASTR	101	AF QZ		T TH	1030-1120	JHN 009		
1373	ASTR	101	AG QZ		T TH	1030-1120	JHN 236		
1374	ASTR	101	AH QZ		T TH	1130-1220	* *		
1375	ASTR	101	AI QZ		T TH	1130-1220	JHN 236		
1376	ASTR	101	AJ QZ		T TH	1230-120	JHN 009		
1377	ASTR	101	AK QZ		T TH	1230-120	JHN 236		
1378	ASTR	101	AL QZ		T TH	130-220	* *		
1379	ASTR	101	U	5	T W	130-220	JHN 236		
1380	ASTR	110	A	3	M W F	700-920 PM	PHY 314		
1381	ASTR	150	A	3	M W F	1030-1120	JHA 110	COSMOLOGY	BOYNTON
1382	ASTR	150	AN LB		M W F	930-1020	JHN 236	THE PLANETS	LEOVY
1383	ASTR	150	AD LB		M W F	1030-1120	JHN 236		LEOVY
1384	ASTR	150	AF LB		M W F	130-220	JHN 236		LEOVY
1385	ASTR	150	AG LB		M W F	230-320	JHN 236		LEOVY
1386	ASTR	321	A	3	T TH	130-245	LOH 102	SOLAR SYSTEM	ERONLEE
1387	ASTR	431	A	3	T TH	130-245	BAE 106	STELLAR SPECTRA	DOHNWITENSE
>>>>	ASTR	499	A	VAR	ARR	-	* *	UNDERGRAD RESEARCH ENTRY CARDS PHY 260	
1389	ASTR	500	A	1	ARR	-	* *	ASTRON INSTRUCTION CR/NC ONLY	SULLIVAN

W = WRITING COURSE MEETING A&S REQUIREMENTS

H=HONORS # = PERMISSION SIGNATURE % = NEW COURSE (SEE FRONT OF TIME SCHEDULE)  
 >>> ENROLLMENT IN THIS SECTION IS LIMITED, AND STUDENTS MUST OBTAIN ENTRY CARDS. THE SCHEDULE LINE NUMBER IS PRINTED ON THE ENTRY CARD AND MUST BE MARKED ON THE OPCSAN REGISTRATION FORM. BOTH THE OPCSAN FORM AND CARD MUST BE TURNED IN TO REGISTER.

>>>> ATR 5 700 A VAR > ARR - \* \*

>>>> ATR 5 800 A VAR > ARP - \* \*

**BIOLOGY**

1439	BIDL	100	A	5	M W F	1230-120	BIC 132	INTRODUCTRY BIOLOGY	EDWARDS, J.
1440	BIDL	100	AN LB		F	800-950	BIC 247		
1441	BIDL	100	AD LB		F	1000-1150	BIC 247		
1442	BIDL	100	AP LB		TH	1030-1220	BIC 247		
1443	BIDL	100	AG LB		TH	1230-220	BIC 247		
1444	BIDL	100	AR LB		F	200-350	BIC 247		
1445	BIDL	100	AS LB		TH	230-420	BIC 247		
1446	BIDL	101	A	5	M W F	1120-1220	ARC 207	GENERAL BIOLOGY	KOZLOFF WHISLER KOZLOFF WHISLER
1447	BIDL	101	AA QZ		TH	1130-1220	GUG 224		
1448	BIDL	101	AM LB		T	830-1120	BIC 244		
1449	BIDL	101	AD LB		T	830-1120	BIC 246		
1450	BIDL	101	AP LB		TH	830-1120	BIC 246		
1451	BIDL	101	AO LB		T	130-420	BIC 244		
1452	BIDL	101	AR LB		T	130-420	BIC 246		
1453	BIDL	101	AS LB		W	130-420	BIC 244		
1454	BIDL	101	AT LB		W	130-420	BIC 246		
1455	BIDL	101	AU LB		TH	130-420	BIC 244		
1456	BIDL	101	AV LB		TH	130-420	BIC 246		
1457	BIDL	101	AW LB		T	700-1000PM	BIC 244		
1458	BIDL	101	AX LB		T	700-1000PM	BIC 246		

>>>> BIDL 103 A 5 > M W F 830-920 JHA 437

>>>> BIDL 103 A 5 > T TH 830-1020 JHN 437

>>>> BIDL 110 A 2 > M W 130-320 HSB 1359

>>>> BIDL 110 A 2 > M W 130-320 HSB 1359A

>>>> BIDL 110 F 2 > T W 130-320 HSB 1333

>>>> BIDL 110 F 2 > T W 130-220 HSB 0209

>>>> BIDL 113 A 1-3 > T 1030-1200 JHN 437

>>>> BIDL 113 A 1-3 > T 1030-1200 JHN 437

>>>> BIDL 113 B 1-3 > M 130-320 JHN 437

>>>> BIDL 113 B 1-3 > M 130-320 JHN 437

\* A WAITING LIST FOR 210 ENTRY CARDS FOR AUT, MTR & SPR QTR IS MAINTAINED IN B10 310

>>>> BIDL 210 A 5 > M W F 1130-1220 KNE 220

>>>> BIDL 210 AM LB > T 800-1100 BIC 143

>>>> BIDL 210 AD LB > T TH 830-1120 BIC 143

>>>> BIDL 210 AP LB > T TH 830-1120 BIC 147

>>>> BIDL 210 AQ LB > T 130-420 BIC 143

>>>> BIDL 210 AR LB > T 130-420 BIC 147

>>>> BIDL 210 AS LB > W 130-420 BIC 143

>>>> BIDL 210 AT LB > T 130-420 BIC 143

>>>> BIDL 210 AU LB > T TH 130-420 BIC 143

>>>> BIDL 210 AV LB > W 630-930 PM BIC 143

1474 BIDL 211 A 5 M W F 1130-1220 GWN 301

1475 BIDL 211 AN LB T 830-1120 BIC 243

1476 BIDL 211 AD LB T 830-1120 BIC 247

1477 BIDL 211 AP LB W 830-1120 BIC 243

1478 BIDL 211 AQ LB TH 830-1120 BIC 243

1479 BIDL 211 AR LB T 130-420 BIC 247

1480 BIDL 211 AS LB T 130-420 BIC 243

1481 BIDL 211 AT LB W 130-420 BIC 247

1482 BIDL 211 AU LB W 130-420 BIC 243

1483 BIDL 211 AV LB TH 130-420 BIC 243

W = WRITING COURSE MEETING A&S REQUIREMENTS

H=HONORS # = PERMISSION SIGNATURE % = NEW COURSE (SEE FRONT OF TIME SCHEDULE)  
 >>> ENROLLMENT IN THIS SECTION IS LIMITED, AND STUDENTS MUST OBTAIN ENTRY CARDS. THE SCHEDULE LINE NUMBER IS PRINTED ON THE ENTRY CARD AND MUST BE MARKED ON THE OPCSAN REGISTRATION FORM. BOTH THE OPCSAN FORM AND CARD MUST BE TURNED IN TO REGISTER.









1759	CLAS 210	A	5	M W F	1030-1120	DEN 216	GRK ROM CLCS IN ENG ALL CLASSIC FACULTY	HARMON, D.
1754	CLAS 210	AA	QZ	T TH	1030-1120	DER 216		
1759	CLAS 210	AD	QZ	T TH	1030-1120	DER 206		
1756	CLAS 320	A	3	M W F	930-1020	DEN 211	G'R PRIV & PUB LIFE	BLIQUEZ, L. J.
1757	CLAS 428	A	3	M W F	1130-1220	DEN 212	GRK ROM ENDR IN ENG	PASCAL, P.
1758	CLAS 430	A	3	M W F	930-1020	SHI 120	GRK & ROM MYTHOLOGY	PASCAL
>>>>	CLAS 700	A	VAR	ARR	-	0 0	MASTERS THESIS ENTRY CARDS DEN 210	
>>>>	CLAS 800	A	VAR	ARR	-	0 0	DOCTORAL DISSERTATION ENTRY CARDS DEN 210	
<b>GREEK</b>								
1761	GRK 101	A	5	MTWTHF	130-220	DEN 313	ELEMENTARY GREEK NO AUDITORS	
1762	GRK 101	P	5	MTWTHF	130-220	DEN 212	NO AUDITORS	
1763	GRK 305	A	3	M W F	130-220	DEF 217	ATTIC PROSE NO AUDITORS	
1764	GRK 310	A	2	T TH	110-220	DEN 217	GRAMMAR & COMP NO AUDITORS	KAC KAY, P.
1765	GRK 422	A	3	T TH	400-530	DEN 310	HERODOTUS	BLIQUEZ, L.
1766	GRK 442	A	3	M W	230-400	DEN 310	GREEK DRAMA	
>>>>	GRK 490	A	VAR	ARR	-	0 0	SUPERVISED STUDY ENTRY CARDS DEN 210	
>>>>	GRK 490	B	VAR	ARR	-	0 0	ENTRY CARDS DEN 210	
>>>>	GRK 499	A	VAR	ARR	-	0 0	UNDERGRAD RESEARCH ENTRY CARDS DEN 210	
>>>>	GRK 585	A	3	M TH	1230-120	DEN 302	PLATO REPUBLIC ENTRY CARDS DEN 210	KAC KAY, P.
>>>>	GRK 590	A	VAR	ARR	-	0 0	SUPERVISED STUDY ENTRY CARDS DEN 210	
>>>>	GRK 600	A	VAR	ARR	-	0 0	INDEPENDNT STDY/RSCH CR/HC ONLY ENTRY CARDS DEN 210	
<b>LATIN</b>								
1773	LAT 101	A	5	MTWTHF	1130-1220	DEN 313	ELEMENTARY LATIN NO AUDITORS	
1774	LAT 101	B	5	MTWTHF	1130-1220	DEN 312	NO AUDITORS	
1775	LAT 101	C	5	MTWTHF	1130-1220	DEN 206	NO AUDITORS	
1776	LAT 305	A	3	M W F	1130-1220	DEN 217	INTROD LAT LIT NO AUDITORS	
1777	LAT 310	A	2	T TH	1130-1220	DEN 217	GRAMMAR & COMP NO AUDITORS	GRUMMEL, W.
1778	LAT 412	A	3	T TH	230-400	DEN 310	LUCRETIUS	GRUMMEL, W.
1779	LAT 447	A	3	M W	400-530	DEN 310	ROMAN LYRIC	PASCAL, P.
>>>>	LAT 490	A	VAR	ARR	-	0 0	SUPERVISED STUDY ENTRY CARDS DEN 210	
>>>>	LAT 490	B	VAR	ARR	-	0 0	ENTRY CARDS DEN 210	
>>>>	LAT 499	A	VAR	ARR	-	0 0	UNDERGRAD RESEARCH ENTRY CARDS DEN 210	
>>>>	LAT 520	U	3	M	700-1000P	DEN 210	SEMINAR ENTRY CARDS DEN 210	HARMON, D.
>>>>	LAT 585	A	3	F	230-430	DEN 310	CIVIL WAR ENTRY CARDS DEN 210	GRUMMEL, W.
>>>>	LAT 590	A	VAR	ARR	-	0 0	SUPERVISED STUDY ENTRY CARDS DEN 210	
>>>>	LAT 600	A	VAR	ARR	-	0 0	INDEPENDNT STDY/RSCH CR/HC ONLY ENTRY CARDS DEN 210	

>>>>	CHU 350	A	5	M W	930-1120	CHU 326	BROADCAST NEWS ENTRY CARDS CHU 110	BAKER, W. A.
>>>>	CHU 350	AN LB		T	930-1120	CHU 326	ENTRY CARDS CHU 110	BAKER, W. A.
>>>>	CHU 350	AD LB		TH	930-1120	CHL 326	ENTRY CARDS CHU 110	BAKER, W. A.
>>>>	CHU 350	AP LB		F	930-1120	CHU 326	ENTRY CARDS CHU 110	BAKER, W. A.
>>>>	CHU 394	ZH	3	M W F	930-1020	CHU 216	BAS VISUAL CHU ENTRY CARDS CHU 110 PLUS ADDITIONAL TIME	CRANSTON CONRAD
>>>>	CHU 356	A	3	M	1230-120	CHU 230	NEWS BROADCASTING ENTRY CARDS CHU 110	BAKER, W. A.
>>>>	CHU 356	AN LB		M	900-1220	CHU 351	ENTRY CARDS CHU 110	BAKER, W. A.
>>>>	CHU 356	AD LB		T	900-1220	CHU 351	ENTRY CARDS CHU 110	BAKER, W. A.
>>>>	CHU 356	AP LB		M	900-1220	CHU 351	ENTRY CARDS CHU 110	BAKER, W. A.
>>>>	CHU 356	AG LB		TH	900-1220	CHU 351	ENTRY CARDS CHU 110	BAKER, W. A.
>>>>	CHU 365	ZH	2-4	ARR	-	0 0	TV WRKSH LAB ENTRY CARDS CHU 110	
>>>>	CHU 367	A	2-5	ARR	-	0 0	BROADCAST INTERN CR/HC ONLY ENTRY CARDS CHU 110	CRANSTON
>>>>	CHU 391	A	3	T TH	930-1020	CHL 216	PHOTOGRAPHY ENTRY CARDS CHU 110	CONRAD
>>>>	CHU 392	A	3	T TH	1030-1120	CHL 216	ADV STILL PHOTOG ENTRY CARDS CHU 214	CONRAD, R.
>>>>	CHU 399	A	2-6	ARR	-	0 0	PRACTIC SEMR ENTRY CARDS CHU 110	
1913	CHU 400	A	3	M W F	1230-120	CPU 332	COMMUNCTNS THEORY	CARTER
1914	CHU 402	A	3	M W F	930-1020	CHU 120	GOVT & MASS CHU	AKES, W.
1915	CHU 411	A	5	MTWTHF	1030-1120	CHU 226	MASS COMMUNCTN RSCH	SAMUELSON
>>>>	CHU 415	A	4	M W	930-1120	LOW 215	PRODUCTION EDITING W/STC 415 A ENTRY CARDS CHU 110	WILLIAMS, T.
1917	CHU 447	A	5	MTWTHF	230-320	CHU 120	CHU & CONSUMER BEHVR	BOWEN
1918	CHU 480	A	5	MTWTHF	130-220	CHU 332	PROPAGANDA	EDELSTEIN
1919	CHU 483	A	5	MTWTHF	230-320	CHU 332	INTL COMMUNIC SYST	GIFFARD
>>>>	CHU 498	A	1-5	ARR	-	0 0	PROBLEMS OF CPU ENTRY CARDS CHU 110	
>>>>	CHU 507	A	3	TH	350-520	CHU 230	CHPTR APPL CHU RSCH ENTRY CARDS CHU 221	BOWEN
>>>>	CHU 508	A	5	T TH	130-320	CPU 228	COMMUNICATION RSCH ENTRY CARDS CHU 221	CARTER, R.
>>>>	CHU 515	A	3	M	320-520	CNC 228	CHU HISTORIOGRAPHY ENTRY CARDS CHU 221	SIMPSON
>>>>	CHU 550	A	1-3	ARR	-	0 0	ADV CHU METHODS ENTRY CARDS CHU 221	
>>>>	CHU 585	A	3	M	330-520	CHL 232	SHOR COMPAR METHOD ENTRY CARDS CHU 221	EDELSTEIN
>>>>	CHU 597	A	1-3	ARR	-	0 0	PRACTCM IN CHU RSCH ENTRY CARDS CHU 221	
>>>>	CHU 598	A	1-5	ARR	-	0 0	SELECTED READINGS ENTRY CARDS CHU 221	
>>>>	CHU 600	A	VAR	ARR	-	0 0	INDEPENDNT STDY/RSCH ENTRY CARDS CHU 221	
>>>>	CHU 700	A	VAR	ARR	-	0 0	MASTERS THESIS ENTRY CARDS CHU 221	
>>>>	CHU 800	A	VAR	ARR	-	0 0	DOCTORAL DISSERTATION ENTRY CARDS CHU 221	
<b>COMPARATIVE HISTORY OF IDEAS</b>								
>>>>	CHID 491	A	5	ARR	-	0 0	SENIOR THESIS ENTRY CARDS POL 8531 OR 8535	
>>>>	CHID 492	A	5	ARR	-	0 0	SENIOR THESIS ENTRY CARDS POL 8531 OR 8535	

M = MISSING COURSE MEETING AND REQUIREMENTS  
 H-HONORS # = "PERMISSION SIGNATURE"  
 N=NEW COURSE (SEE FRONT OF TIME SCHEDULE)  
 >>> ENROLLMENT IN THIS SECTION IS LIMITED, AND STUDENTS MUST OBTAIN ENTRY CARDS. THE SCHEDULE LINE NUMBER IS PRINTED ON THE ENTRY CARD AND MUST BE MARKED ON THE OFF-SCAN REGISTRATION FORM, BOTH THE OFF-SCAN FORM AND CARD MUST BE TURNED IN TO REGISTER.

M = MISSING COURSE MEETING AND REQUIREMENTS  
 H-HONORS # = "PERMISSION SIGNATURE"  
 N=NEW COURSE (SEE FRONT OF TIME SCHEDULE)  
 >>> ENROLLMENT IN THIS SECTION IS LIMITED, AND STUDENTS MUST OBTAIN ENTRY CARDS. THE SCHEDULE LINE NUMBER IS PRINTED ON THE ENTRY CARD AND MUST BE MARKED ON THE OFF-SCAN REGISTRATION FORM, BOTH THE OFF-SCAN FORM AND CARD MUST BE TURNED IN TO REGISTER.

# COLLEGE OF ARTS AND SCIENCES

Sched. Line No.	DEPARTMENT	COURSE	TERM	SECTION	CREDITS	TIME		LOCATION	TITLE AND REMARKS	INSTRUCTOR
						Day	Hour			
>>>>	CHID	493	A		5	ARR	-		SENIOR THESIS ENTRY CARDS PDL 0531 OR 0536	
>>>>	CHID	499	A		1-5	ARR	-		UNDERGRAD IND STDY ENTRY CARDS PDL 0531 OR 0536	
<b>COMPARATIVE LITERATURE</b>										
* ENTRY CARDS AVAILABLE IN PDL 0531 OR 0536										
1931	C LIT	251	A		5	MTWTH	130-220	GUG 224	THEMES IN WORLD LIT LOVE, SEX, & MURDER	KONICK, W.
1932	C LIT	251	AA	OZ		W	N	930-1020	THC 331	
1933	C LIT	251	AB	OZ		W	T	930-1020	THC 325	
1934	C LIT	251	AC	OZ		W	W	930-1020	THC 331	
1935	C LIT	251	AD	OZ		W	F	1130-1220	DER 305	
1936	C LIT	251	AE	OZ		W	P	1130-1220	THD 211	
1937	C LIT	251	AF	OZ		W	T	1130-1220	SMS 8032	
1938	C LIT	251	AG	OZ		W	TH	1130-1220	SMS 8032	
1939	C LIT	251	AH	OZ		W	H	1230-120	THC 331	
1940	C LIT	251	AI	OZ		W	H	1230-120	THD 331	
1941	C LIT	251	AJ	OZ		W	TH	1230-120	THC 234	
1942	C LIT	251	AK	OZ		W	F	1230-120	THD 202	
1943	C LIT	251	AL	OZ		W	F	110-220	THC 331	
1944	C LIT	300	A		5	MTWTHF	1030-1120	THC 235	C LIT - GENRES	REINERT, O.
1945	C LIT	396	A		5	MTWTHF	1230-120	DER 307	SPEC STDYS COMP LIT DREAMS & NIGHTMARES POLITICAL THEATER	AMMERLAHN, H. YARDO-BEJARM
1946	C LIT	396	B		5	M W	1300-1120	THD 211	LIT IMPRESSIONISM	KRAMER, K.
1947	C LIT	407	A		5	MTWTHF	1230-120	THC 334	DIRECTED STDY/RSCH	
>>>>	C LIT	490	A		1-5	ARR	-		HONORS THESIS	
>>>>	C LIT	495	A		4	ARR	-		SPEC STDYS COMP LIT PLUS 1 HR * FOLK BELIEF & LEGEND	SEHMSDOOR, H.
1950	C LIT	496	A		3	M	330-520	LOW 205	MTWTH COMP LIT HIST PLUS 1 HR.*	KAPETANIC, B.
1951	C LIT	510	A		5	T TH	130-320	DER 311	EUR LIT THRY & CR I	SEMLER, E.
1952	C LIT	513	A		5	M W	330-520	THC 231	ROMANTIC MOVEMENT SELF & IDENTITY IN THE ROMANTIC MOVEMENT	MODIANO, R.
1953	C LIT	548	A		5	T TH	330-520	THC 331	EPIC-THRY & PRAC PLUS 1 HR * MEDIIEVAL EPIC AND ROMANCE	DORNBUSS, J.
1954	C LIT	572	A		5	M W	130-320	CHU 228	INDEPENDT STDY/RSCH	
>>>>	C LIT	600	A		VAR	ARR	-		MASTERS THESIS CR/NC ONLY	
>>>>	C LIT	700	A		VAR	ARR	-		DOCTORAL DISSERTATN CR/NC ONLY	
>>>>	C LIT	800	A		VAR	ARR	-			
<b>COMPUTER SCIENCE</b>										
* IN ORDER TO ADD THE FOLLOWING COURSES AFTER THE FIRST DAY OF CLASS, STUDENTS MUST OBTAIN APPROVAL FROM THE DEPARTMENT IN SIG 1141.201 & 241										
3221	C SCI	201	A		5	M W F	830-920	JHN 101	INTRO COMP SCIENCE FRESH & SOPH ONLY	
3222	C SCI	201	AA	OZ		T TH	830-920	SIG 227	FRESH & SOPH ONLY	
3223	C SCI	201	AB	OZ		T TH	830-920	SIG 228	FRESH & SOPH ONLY	
3224	C SCI	201	AC	OZ		T TH	930-1020	SIG 227	FRESH & SOPH ONLY	
3225	C SCI	201	AD	OZ		T TH	1030-1120	SIG 226	FRESH & SOPH ONLY	
3226	C SCI	201	AE	OZ		T TH	130-220	SIG 227	FRESH & SOPH ONLY	
3227	C SCI	201	AF	OZ		T TH	830-920	SIG 229	FRESH & SOPH ONLY	
3228	C SCI	241	A		3	T TH	1130-1220	KNE 110	PROGRAMMING NO 5TH YEAR OR GRAD STUDENTS	
3229	C SCI	241	AA	OZ		F	1230-120	SIG 226	NO 5TH YEAR OR GRAD STUDENTS	
3230	C SCI	241	AD	OZ		F	1230-120	SIG 227	NO 5TH YEAR OR GRAD STUDENTS	

32

Sched. Line No.	DEPARTMENT	COURSE	TERM	SECTION	CREDITS	TIME		LOCATION	TITLE AND REMARKS	INSTRUCTOR
						Day	Hour			
>>>>	C SCI	700	A		VAR	ARR	-		MASTERS THESIS CR/NC ONLY ENTRY CARDS SIG 114	LAZOWSKA NOE SHAN DAER ALPES SODOLEWSKI MOLDEN
>>>>	C SCI	800	A		VAR	ARR	-		DOCTORAL DISSERTATN CR/NC ONLY ENTRY CARDS SIG 114	DAER SHAN NOE ALPES BORNING WUZZO YDOPA LADNER LAZOWSKA
<b>DANCE</b>										
* CHSTU 110 WILL COUNT TOWARD THE ETHNIC DANCE REQUIREMENT FOR DANCE MAJORS										
1958	DANCE	145	A		1	M W	1230-220	SAV 309	INTRO TO DANCE HIST	
>>>>	DANCE	201	A		4	MTWTHF	1030-1220	KNY 265	BALLET TECHNIQ II ENTRY CARDS RNY 259	
>>>>	DANCE	204	A		4	MTWTHF	830-1020	KNY 266	MODERN TECHNIQ II ENTRY CARDS RNY 259	
>>>>	DANCE	271	A		2	T TH	230-420	KNY 267	CHOREO WORKSHOP ENTRY CARDS RNY 259	
>>>>	DANCE	301	A		4	MTWTHF	1030-1220	KNY 266	BALLET TECHNIQ III ENTRY CARDS RNY 259 MEETS WITH DANCE 401A	
>>>>	DANCE	304	A		4	MTWTHF	830-1020	KNY 267	MODERN TECHNIQ III ENTRY CARDS RNY 259 MEETS WITH DANCE 404A	
>>>>	DANCE	322	A		2	M W	430-520	KNY 266	REPERTORY ENTRY CARDS RNY 259	
>>>>	DANCE	365	A		3	M W F	230-400	KNY 266	DANCE COMPOSITION ENTRY CARDS RNY 259	
>>>>	DANCE	401	A		4	MTWTHF	1030-1220	KNY 266	BALLET TECHNIQ IV ENTRY CARDS RNY 259 MEETS WITH DANCE 301A	
>>>>	DANCE	404	A		4	MTWTHF	830-1020	KNY 267	MODERN TECHNIQ IV ENTRY CARDS RNY 259 MEETS WITH DANCE 304A	
>>>>	DANCE	464	A		1	T TH	1230-220	KNY 267	IMPROVISATION ENTRY CARDS RNY 259	
>>>>	DANCE	470	A		1	ARR	-		DANCE PRODUCTION ENTRY CARDS RNY 259	
>>>>	DANCE	470	B		2	ARR	-		ENTRY CARDS RNY 259	
>>>>	DANCE	470	C		3	ARR	-		ENTRY CARDS RNY 259	
>>>>	DANCE	499	A		VAR	ARR	-		UNDERGRAD IND STDY ENTRY CARDS RNY 259	SKINNER, J. HACKNEY, P.
<b>DRAMA</b>										
1973	DRAMA	101	A		5	M W F	1230-120	KNE 220	INTRO TO THEATRE	WOLCOTT
1974	DRAMA	101	AA	OZ		T TH	1030-1120	DTV 101		
1975	DRAMA	101	AB	OZ		T TH	1030-1120	DTV 011		
1976	DRAMA	101	AC	OZ		T TH	1130-1220	DTV 101		
1977	DRAMA	101	AD	OZ		T TH	1130-1220	DTV 105		
1978	DRAMA	101	AE	OZ		T TH	1230-120	DTV 101		
1979	DRAMA	101	AF	OZ		T TH	1230-120	DTV 105		
1980	DRAMA	101	AG	OZ		T TH	1230-120	PAR 221		
1981	DRAMA	101	AH	OZ		T TH	130-220	DTV 101		
1982	DRAMA	101	AI	OZ		T TH	1230-120	PAR 206		
1983	DRAMA	101	AJ	OZ		T TH	130-220	DTV 105		
1984	DRAMA	102	A		5	W	MTWTHF	1030-1120	DTV 121	PLAY ANALYSIS WITMAN

3231	C SCI 241	AC QZ		F	130-220	SIG 228	NO 9TH YEAR OR GRAD STUDENTS	
3232	C SCI 241	AD QZ		F	230-320	SIG 226	NO 9TH YEAR OR GRAD STUDENTS	
3233	C SCI 241	AE QZ		F	170-220	SIG 227	NO 9TH YEAR OR GRAD STUDENTS	
>>>>	C SCI 321	A	3	N M F	130-220	SIG 325	DISCRETE STRUCTURES ENTRY CARDS SIG 114 C SCI MAJORS ONLY OR PERMISSION	
3235	C SCI 373	A	3	N M F	1230-120	SIG 325	DATA STRUC/ALGORITHM W/E E 373 A	
>>>>	C SCI 378	A	5	M M F	830-920	SAV 249	NC ORG & ASSEM LANG ENTRY CARDS SIG 114 C SCI MAJORS ONLY	
>>>>	C SCI 378	AA QZ		T TH	830-920	SIG 226	ENTRY CARDS SIG 114 C SCI MAJORS ONLY	
>>>>	C SCI 378	AB QZ		T TH	920-1020	SIG 226	ENTRY CARDS SIG 114 C SCI MAJORS ONLY	
>>>>	C SCI 470	A	4	N M F	920-1020	NEP 242	COMPUTER DESIGN ENTRY CARDS SIG 114	KEHL
>>>>	C SCI 470	AM LB		M	230-420	SIG 223	ENTRY CARDS SIG 114	GARTHWAITE
>>>>	C SCI 470	AD LB		T	230-420	SIG 224	ENTRY CARDS SIG 114	GARTHWAITE
>>>>	C SCI 498	A	1-9	ARR		*	SENIOR PROJECT ENTRY CARDS SIG 114	RUZZO LADNER BLACK ZAHORJAN BAER SHAN BORNING KEHL TOMPA TUZZO ALMES
>>>>	C SCI 498	B	1-9	ARR		*	ENTRY CARDS SIG 114	
>>>>	C SCI 499	A	1-24	ARR		*	READING & RESEARCH ENTRY CARDS SIG 114	
3245	C SCI 502	A	3	N M F	620-920	LEW 101	ADV TOPIC COMPILER CR/NC ONLY	
3246	C SCI 503	A	3	N M F	1030-1120	SIG 325	DATA STRUCTURES	
3247	C SCI 520	A	1	TH	320-520	SIG 134	COMPUTER SCI SHNR CR/NC ONLY	
3248	C SCI 531	A	3	T TH	1030-1200	LOH 105	FORM LANGS AUTOMATA	
3249	C SCI 540	A	3	N M F	1180-1220	LOH 101	DISCRTE SYST SIMULAT	NOE
3250	C SCI 543	A	3	N M	130-300	SIG 227	ANALYTIC MODELLING	LAZOWSKA
3251	C SCI 557	A	3	N M	330-500	SAV 249	COMPUTER GRAPHICS	
3252	C SCI 561	A	3	N M F	920-1020	EEB 329	COMPUTER NETWORKS CR/NC ONLY	
3253	C SCI 573	A	3	N M F	230-320	JHN 214	ARTFCL INTELLIGN I	
3254	C SCI 590	A	VAR	T	1230-220	JHN 214	SPEC TPCS COMP SCI	ALMES
3255	C SCI 590	B	VAR	N M F	230-320	LOH 106	CR/NC ONLY SYSTEMS	
3256	C SCI 590	C	VAR	T	230-420	LOH 105	CR/NC ONLY LANGUAGES	
3257	C SCI 590	D	VAR	T TH	420-600	JHN 214	VS1	
3258	C SCI 590	E	VAR	F	1230-120	EEB 216	CR/NC ONLY	
3259	C SCI 590	F	VAR	T	130-300	ROD 211	CR/NC ONLY DIST SYSTEMS	
3260	C SCI 590	G	VAR	N	1030-1120	EEB 216	CR/NC ONLY	SHAN LAZOWSKA ZAHORJAN LADNER LAZOWSKA
3261	C SCI 590	H	VAR	N	330-420	SIG 222	CR/NC ONLY	
3262	C SCI 590	I	VAR	N M	130-220	SIG 427	CR/NC ONLY	
3263	C SCI 590	J	VAR	F	130-220	EEB 216	CR/NC ONLY	
>>>>	C SCI 600	A	VAR	ARR		*	INDEPNENT STDY/RSCH CR/NC ONLY ENTRY CARDS SIG 114	RUZZO ALMES BLACK TOMPA SHAN BORNING KEHL LAZOWSKA

1989	DRAMA 200	A	3	N M F	1130-1220	JHN 162	DRAMA & THE CHILD	VALENTINETTI
1986	DRAMA 210	A	4	N M	1230-120	DTV 011	THEATRE TECH PRACT CONCURRENT REGISTRATN IN DRAMA 290 REGD	CORBETT,T.J.J.
1987	DRAMA 210	AN LB		T	930-1120	DSC 108	CONCURRENT REGISTRATN	CORBETT,T.J.J.
1988	DRAMA 210	AD LB		M	230-400	DSC 108	IN DRAMA 290 REGD	CORBETT,T.J.J.
1989	DRAMA 210	AP LB		T TH	930-1120	DSC 108	CONCURRENT REGISTRATN	CORBETT,T.J.J.
1990	DRAMA 210	AQ LB		T	260-400	DSC 108	IN DRAMA 290 REGD	CORBETT,T.J.J.
1991	DRAMA 210	AR LB		M	400-600	DSC 108	CONCURRENT REGISTRATN	CORBETT,T.J.J.
1992	DRAMA 210	AS LB		T F	930-1120	DSC 108	CONCURRENT REGISTRATN	CORBETT,T.J.J.
1993	DRAMA 210	AT LB		M F	260-400	DSC 108	IN DRAMA 290 REGD	CORBETT,T.J.J.
1994	DRAMA 210	AU LB		M	1030-1220	DSC 108	CONCURRENT REGISTRATN	CORBETT,T.J.J.
1995	DRAMA 210	AV LB		M	400-600	DSC 108	CONCURRENT REGISTRATN	CORBETT,T.J.J.
1996	DRAMA 210	AM LB		M TH	1030-1220	DSC 108	CONCURRENT REGISTRATN	CORBETT,T.J.J.
1997	DRAMA 211	A	4	M	260-400	DSC 108	IN DRAMA 290 REGD	CORBETT,T.J.J.
1998	DRAMA 211	AM LB		T TH	1230-120	DTV 121	THEATRE TECH PRACT CONCURRENT REGS IN DRAMA 291 RECOMMENDED	
1999	DRAMA 211	AD LB		N M M	830-1020	DTV 061	AS ON 211A	
2000	DRAMA 211	AP LB		M	830-1020	DTV 061	AS ON 211A	
2001	DRAMA 211	AQ LB		M F	130-320	DTV 061	AS ON 211A	
2002	DRAMA 211	AR LB		M	1130-120	DTV 061	AS ON 211A	
2003	DRAMA 211	AS LB		M	130-320	DTV 061	AS ON 211A	
2004	DRAMA 211	AT LB		M F	1130-120	DTV 061	AS ON 211A	
2005	DRAMA 211	AU LB		M TH	830-1020	DTV 061	AS ON 211A	
2006	DRAMA 211	AV LB		T TH	130-320	DTV 061	AS ON 211A	
2007	DRAMA 211	AM LB		M	1030-1220	DTV 061	AS ON 211A	
2008	DRAMA 251	A	4	MTWTF	930-1020	DTV 041	ACTING SOPH DR ABOVE	
2009	DRAMA 251	B	4	MTWTF	1030-1120	DTV 041	SOPH DR ABOVE	
2010	DRAMA 251	C	4	PAR	1030-1120	PAR 402	SOPH DR ABOVE	
2011	DRAMA 251	D	4	DTV	1130-1220	DTV 041	SOPH DR ABOVE	
2012	DRAMA 251	E	4	DTV	1230-120	DTV 041	SOPH DR ABOVE	
2013	DRAMA 251	F	4	PAR	130-220	PAR 402	SOPH DR ABOVE	
2014	DRAMA 290	A	1	ARR		*	TH TECH PRAC LAB	CORBETT,T.J.J.
>>>>	DRAMA 291	A	1	ARR		*	TH TECH PRAC LAB ENTRY CARDS DTV 061	
2016	DRAMA 292	A	1	ARR		*	TH TECH PRAC LAB	CORBETT,T.J.J.
>>>>	DRAMA 298	A	1-2	ARR		*	THEATRE PRODUCTION CR/NC ONLY ENTRY CARDS DTV 113	
2018	DRAMA 314	A	3	T TH	1130-120	DTV 060	BEG DES FOR THEATRE	DAHLSTRM
2019	DRAMA 316	A	2	T TH	1130-120	HPH 006	THEATRICAL MAKE-UP	GALSTAIN
2020	DRAMA 316	B	2	T TH	130-320	HPH 006		GALSTAIN
2021	DRAMA 331	A	3	N M	130-320	JHN 162	PUPPETRY	VALENTINETTI
2022	DRAMA 331	B	3	T TH	130-320	JHN 162		VALENTINETTI
>>>>	DRAMA 351	A	3	N M F	930-1120	PAR 401	ADVANCED ACTING ENTRY CARDS DTV 113	
>>>>	DRAMA 351	B	3	N M	130-400	PAR 401	SOPH & ABOVE ONLY AUDITION	HOETTLER
2025	DRAMA 371	A	5	MTWTF	930-1020	SHI 211	HST WEST TH TO 1400	MOLCOTT
>>>>	DRAMA 410	A	2-4	ARR		*	ADV THEAT TECH PRACT ENTRY CARDS DSC *	
>>>>	DRAMA 411	A	2-4	ARR		*	ADV THEAT TECH PRACT ENTRY CARDS DTV 061	

33

V = WRITING COURSE MEETING AND REQUIREMENTS  
M = HONORS \* = PERMISSION SIGNATURE

>>>> ENROLLMENT IN THIS SECTION IS LIMITED, AND STUDENTS MUST OBTAIN ENTRY CARDS. THE SCHEDULE LINE NUMBER IS PRINTED ON THE ENTRY CARD AND MUST BE MARKED ON THE OF-SCAN REGISTRATION FORM. BOTH THE OF-SCAN FORM AND CARD MUST BE TURNED IN TO REGISTER.

V = WRITING COURSE MEETING AND REQUIREMENTS  
M = HONORS \* = PERMISSION SIGNATURE

>>>> ENROLLMENT IN THIS SECTION IS LIMITED, AND STUDENTS MUST OBTAIN ENTRY CARDS. THE SCHEDULE LINE NUMBER IS PRINTED ON THE ENTRY CARD AND MUST BE MARKED ON THE OF-SCAN REGISTRATION FORM. BOTH THE OF-SCAN FORM AND CARD MUST BE TURNED IN TO REGISTER.

# COLLEGE OF ARTS AND SCIENCES

Sched. Line No.	DEPARTMENT	COURSE	TERM	SECTION	CREDITS	DAYS	TIME		LOCATION	TITLE AND REMARKS	INSTRUCTOR
							Day	Hour			
>>>>	DRAMA 412	A			2-4	ARR	-			ADV THEAT TECH PRAC ENTRY CARDS DSC *	
2029	DRAMA 413	A			3	T TH	930-1120	DSC 107		ADV SCENE CONSTRUCT	CORBETT
2030	DRAMA 416	A			5	MTWTF	1020-1120	DTV 105		HIST CLTMNG & COSTM	
2031	DRAMA 419	A			3	H W	1030-1220	DTV 125		STAGE LIGHTING SENIORS & ABOVE	OLVIN
>>>>	DRAMA 420	A			2	H W	830-1020	DSC 104		DES & TECH DRAFTING ENTRY CARDS DSC *	NELDIN,S.
>>>>	DRAMA 421	A			2	T TH	1130-120	DSC 104		THEAT DRAWING TECHS ENTRY CARDS DSC *	FORRESTER
>>>>	DRAMA 431	A			3	ARR	-			FUNDMENTLS PUPPETRY ENTRY CARDS JHM 162	VALENTINETTI
>>>>	DRAMA 451	A			3	H W	120-400	DTV 041		REHRSL & PERFORMANCE ENTRY CARDS DTV 113 MAJORS ONLY AUDITION	LOPER
>>>>	DRAMA 457	A			12	MTWTF	1030-120	DRY 102		STUDIO I ENTRY CARDS DTV 113 SELECTED PARTICIPANTS	HOBBS
>>>>	DRAMA 458	A			12	MTWTF	1030-120	DRY 105		STUDIO II ENTRY CARDS DTV 113 SELECTED PARTICIPANTS	
>>>>	DRAMA 459	A			6	MTWTF	1030-120	DRY 111		STUDIO III ENTRY CARDS DTV 113 SELECTED PARTICIPANTS	
>>>>	DRAMA 460	A			3	T TH	1120-120	DTV 011		INTRO TO DIRECTING ENTRY CARDS DTV 027	SYDDH
>>>>	DRAMA 463	A			2	ARR	-			INTR PROJ IN DIRECT ENTRY CARDS DTV 027	
>>>>	DRAMA 466	A			2-5	ARR	-			DIR APPRENTICESHIP CR/NC ONLY ENTRY CARDS DTV 104	
2042	DRAMA 473	A			5	MTWTF	1120-1220	DTV 121		EUR THEOR FROM 1075	WITMAN
>>>>	DRAMA 490	A			1-6	ARR	-			SPEC STDY ACT-DIRCT ENTRY CARDS DTV 109	
>>>>	DRAMA 491	A			1-6	ARR	-			SPEC STDY DSGN-TECH ENTRY CARDS DTV 109	
>>>>	DRAMA 492	A			1-6	ARR	-			SPEC STDY CMLD DRAM ENTRY CARDS DTV 109	
>>>>	DRAMA 498	A			1-2	ARR	-			THEATRE PRODUCTION CR/NC ONLY ENTRY CARDS DTV 113	
>>>>	DRAMA 499	A			1-5	ARR	-			UNDERGRAD RESEARCH ENTRY CARDS DTV 109	
2048	DRAMA 510	A			3	T TH	930-1120	DTV 060		DESIGN STUDIO I	DAHLSTROM
2049	DRAMA 511	A			3	T TH	930-1120	DSC 104		DESIGN STUDIO II	FORRESTER
2050	DRAMA 512	A			3	F	930-120	DSC 210		ADV STG LITNG DSGH	DAHLSTROM
2051	DRAMA 514	A			1	W	130-220	DSC 104		DESIGN TECH COLLOQ	
2052	DRAMA 517	A			3	H F	1230-220	DSC 104		STOYS HISTORIC DES	FORRESTER
>>>>	DRAMA 520	A			1-5	ARR	-			ADV THEATRE PRACTCH ENTRY CARDS DTV 109	
>>>>	DRAMA 551	A			3	ARR	-			TEACHING OF ACTING CR/NC ONLY ENTRY CARDS DTV 113 ACTING TAS	HOSTETLER
>>>>	DRAMA 555	A			6	MTWTF	1030-1120	DRY 111		SPEC PROBLMS ACTING ENTRY CARDS DTV 113	
>>>>	DRAMA 562	A			3	ARR	-			ADV OIRECT PROJECT ENTRY CARDS DTV 027	

34

Sched. Line No.	DEPARTMENT	COURSE	TERM	SECTION	CREDITS	DAYS	TIME		LOCATION	TITLE AND REMARKS	INSTRUCTOR
							Day	Hour			
>>>>	ECON 301	B			5	MTWTF	1030-1120	SAV 249		W/ECON 301 A ENTRY CARDS SAV 307	
2122	ECON 301	C			5	MTWTF	130-220	THC 101			CARTWRIGHT,P
2123	ECON 330	A			5	MTW	060-920	SAV 216		GOVT & BUSINESS ECON MAJORS PRIORITY	LEFFLER,K.
2124	ECON 340	A			5	MTWTF	930-1020	THC 125		LABOR ECONOMICS ECON MAJORS PRIORITY	MC CAFFREE,K
2125	ECON 347	A			5	MTWTF	1130-1220	GUG 405		POPULATION DYNAMICS ECON MAJOR PRIORITY	EDLEFSEN,L.
2126	ECON 350	A			5	MTWTF	1230-120	SHI 304		PUBLIC FINANCE ECON MAJORS PRIORITY	
2127	ECON 370	A			5	MTWTF	1030-1120	BAG 261		INTRO INT ECONOMICS ECON MAJORS PRIORITY	
2128	ECON 390	A			5	MTWTF	930-1020	CHL 332		COMPAR ECON SYSTEMS ECON MAJORS PRIORITY	
>>>>	ECON 400	A			3	H W	330-500	SAV 316		FUND OF MICRO-THRY ENTRY CARDS SAV 307	SILBERBERG,E
>>>>	ECON 401	A			3	MTWTH	130-220	THD 101		FUND OF MACRO-THRY ENTRY CARDS SAV 307	CARTWRIGHT,P
2131	ECON 421	U			5	T TH	700-920 PM	SHI 304		MON CROT & THE ECON ECON MAJOR PRIORITY	KOCHIN,L.
2132	ECON 422	A			5	T TH	130-320	THC 134		INVESTH CAPTL FINANC ECON MAJOR PRIORITY	PARKS,R.
2133	ECON 435	A			5	MTWTF	1030-1120	SHI 102		NAT RES & POLC POL	SWIERZBIMSKI
2134	ECON 481	A			5	MTW F	1030-1120	SAV 313		INTRO WATH STAT W/STAT 481 A	
2135	ECON 481	AM LB				TH	1030-1120	SAV 313		W/STAT 481 AM	
2136	ECON 483	A			5	MTWTF	1230-120	SAV 211		ECONOMET MODELING	
2137	ECON 495	A			5	H W	130-320	THD 134		ECON SOVIET RUSSIA	THORNTON,J.
>>>>	ECON 499	A			1-6	ARR	-			UNDERGRAD RESEARCH ENTRY CARD SAV 3040	COX,J.
2139	ECON 500	A			5	H W	130-320	SAV 245		MICRO-ECON ANAL I	BARZEL,Y.
2140	ECON 504	A			3	T TH	130-300	SHI 313		ECON HST & DEV	NORTH,D.C.
2141	ECON 513	A			5	H W F	130-300	SAV 314		NATP ECON LIN ANAL	HARTMAN,R.
2142	ECON 517	A			5	MTWTF	1130-1220	SIG 325		FOUNDATNS ECON ANAL	SILBERBERG,E
2143	ECON 532	A			3	TH	130-320	SHI 113		REGULATORY THEORY W/SMT 532 A	ZERBE,R.
2144	ECON 533	A			3	H W	130-300	PAR 222		PRICE POL & IMP ORG	LEFFLER,K.
2145	ECON 550	A			3	H W	330-500	SHI 107		PUBLIC FINANCE I	HALVORSEN,R.
2146	ECON 554	A			3	H W	1030-1120	SAV 131		ADV COST-BENEFIT AM W/SMT 554 A	ZERBE,R.
2147	ECON 582	A			3	T TH	330-500	SAV H250		TOPICS ECONOMETRICS	EDLEFSEN,L.
2148	ECON 591	A			3	T TH	330-500	SAV 151		THEOR ISUE ECON DYL	
>>>>	ECON 600	A			VAR	ARR	-			INDEPENDNT STDY/RSCH CR/NC ONLY ENTRY CARDS SAV 307	BARZEL,Y. LEFFLER,K.
>>>>	ECON 600	B			VAR	ARR	-			CR/NC ONLY ENTRY CARDS SAV 307	
>>>>	ECON 600	C			VAR	ARR	-			CR/NC ONLY ENTRY CARDS SAV 307	HALVORSEN,R.
>>>>	ECON 601	A			3-9	ARR	-			INTERNSHIP CR/NC ONLY ENTRY CARDS SAV 307	HALVORSEN,R.
>>>>	ECON 800	A			VAR	ARR	-			DOCTORAL DISSERTATH CR/NC ONLY ENTRY CARDS SAV 307	HALVORSEN,R.





# COLLEGE OF ARTS AND SCIENCES

Sched. Line No.	DEPARTMENT	COURSE ITEM SECTION	CREDITS	TIME		LOCATION	TITLE AND REMARKS	INSTRUCTOR
				Day	Hour			
2176	ENGL 111 E	5	MTWTh	930-1020	MEB 249	PRIORITY FRESH-SOPH PLUS ONE HOUR * NO AUDITORS		
2177	ENGL 111 F	5	MTWTh	930-1020	PAR 309	PRIORITY FRESH-SOPH PLUS ONE HOUR * NO AUDITORS		
2178	ENGL 111 G	5	MTWTh	1020-1120	SHI 205	PRIORITY FRESH-SOPH PLUS ONE HOUR * NO AUDITORS		
2179	ENGL 111 H	5	MTWTh	1030-1120	SHI 105	PRIORITY FRESH-SOPH PLUS ONE HOUR * NO AUDITORS		
2180	ENGL 111 I	5	MTWTh	1030-1120	MEB 6009	PRIORITY FRESH-SOPH PLUS ONE HOUR * NO AUDITORS		
2181	ENGL 111 J	5	MTWTh	1130-1220	MEB 245	PRIORITY FRESH-SOPH PLUS ONE HOUR * NO AUDITORS		
2182	ENGL 111 K	5	MTWTh	1130-1220	MEB 252	PRIORITY FRESH-SOPH PLUS ONE HOUR * NO AUDITORS		
2183	ENGL 111 L	5	MTWTh	1130-1220	ROB 203A	PRIORITY FRESH-SOPH PLUS ONE HOUR * NO AUDITORS		
2184	ENGL 111 M	5	MTWTh	1230-120	MEB 251	PRIORITY FRESH-SOPH PLUS ONE HOUR * NO AUDITORS		
2185	ENGL 111 N	5	MTWTh	1230-120	SAV 149	PRIORITY FRESH-SOPH PLUS ONE HOUR * NO AUDITORS		
2186	ENGL 111 D	5	MTWTh	130-220	MEB 243	PRIORITY FRESH-SOPH PLUS ONE HOUR * NO AUDITORS		
2187	ENGL 121 A	5	MTWTh	830-920	MEB 243	ISSUES, TOPICS, MODES PRIORITY FRESH-SOPH PLUS ONE HOUR * NO AUDITORS		
2188	ENGL 121 B	5	MTWTh	830-920	MEB 237	ISSUES, TOPICS, MODES PRIORITY FRESH-SOPH PLUS ONE HOUR * NO AUDITORS		
2189	ENGL 121 C	5	MTWTh	930-1020	MLR 316	PRIORITY FRESH-SOPH PLUS ONE HOUR * NO AUDITORS		
2190	ENGL 121 D	5	MTWTh	930-1020	MLR 302E	PRIORITY FRESH-SOPH PLUS ONE HOUR * NO AUDITORS		
2191	ENGL 121 E	5	MTWTh	930-1020	MLR 302A	PRIORITY FRESH-SOPH PLUS ONE HOUR * NO AUDITORS		
2192	ENGL 121 F	5	MTWTh	1030-1120	MEB 251	PRIORITY FRESH-SOPH PLUS ONE HOUR * NO AUDITORS		
2193	ENGL 121 G	5	MTWTh	1030-1120	MEB 249	PRIORITY FRESH-SOPH PLUS ONE HOUR * NO AUDITORS		
2194	ENGL 121 H	5	MTWTh	1130-1220	PAR 110	PRIORITY FRESH-SOPH PLUS ONE HOUR * NO AUDITORS		
2195	ENGL 121 I	5	MTWTh	1230-120	SHI 311	PRIORITY FRESH-SOPH PLUS ONE HOUR * NO AUDITORS		
2196	ENGL 121 J	5	MTWTh	130-220	MEB 246	PRIORITY FRESH-SOPH PLUS ONE HOUR * NO AUDITORS		
2197	ENGL 171 A	3	M W F	930-1020	MEB 245	COLLEGE WRITING CR/NC ONLY PRIORITY FRESH-SOPH NO AUDITORS		
2198	ENGL 171 B	3	M W F	1030-1120	MEB 235	CR/NC ONLY PRIORITY FRESH-SOPH NO AUDITORS		
2199	ENGL 171 C	3	M W F	1230-120	LCH 112	CR/NC ONLY PRIORITY FRESH-SOPH NO AUDITORS		
2200	ENGL 171 D	3	M W F	130-220	LCH 213	CR/NC ONLY PRIORITY FRESH-SOPH NO AUDITORS		
2201	ENGL 181 AA	5	MTWTh	830-920	MEB 6006	EXPOS WRITING PRIORITY FRESH-SOPH PLUS ONE HOUR * NO AUDITORS		
2202	ENGL 181 AB	5	MTWTh	830-920	LCH 222	PRIORITY FRESH-SOPH PLUS ONE HOUR * NO AUDITORS		
2203	ENGL 181 AC	5	MTWTh	830-920	LCH 220	PRIORITY FRESH-SOPH PLUS ONE HOUR * NO AUDITORS		

Sched. Line No.	DEPARTMENT	COURSE ITEM SECTION	CREDITS	TIME		LOCATION	TITLE AND REMARKS	INSTRUCTOR
				Day	Hour			
* GENERAL STUDIES OFFERS WRITING COURSES LINKED WITH LECTURE COURSES IN VARIOUS DEPARTMENTS. SEE G ST AND RIS LISTINGS								
2236	ENGL 200 A	5	MTWThF	830-920	SAV 315	READING LITERATURE	FISHER	
2237	ENGL 200 B	5	MTWThF	1230-120	SAV 315			
2238	ENGL 201 A	5	MTWThF	1130-1220	PAR 310	WRITERS & WORKS	BLAKE	
2239	ENGL 202 A	5	MTWThF	1030-1120	SAV 117	GRT BKS MED & REN	STEWICK	
2240	ENGL 203 A	5	MTWThF	930-1020	SAV 117	GRT BKS MDD		
2241	ENGL 204 A	5	MTWThF	130-220	DEN 212	GRT BKS WORLD LIT	MC CRACKEN	
2242	ENGL 221 A	5	MTWThF	930-1020	SAV 309	POPULAR LITERATURE	MUSSETTER	
2243	ENGL 221 B	5	MTWThF	1130-1220	GUC 411		WEBSTER, J.	
2244	ENGL 223 A	5	MTWThF	830-920	SAV 343	CHILDRENS LIT		
2245	ENGL 223 B	5	MTWThF	1030-1120	SAV 309		BENTLEY, N.	
2246	ENGL 223 C	5	MTWThF	130-220	DEM 314			
2247	ENGL 231 A	5	MTWThF	830-920	THC 135	SHAKESPEARE		
2248	ENGL 231 B	5	MTWThF	1130-1220	THC 135		ALTIERI, J.	
2249	ENGL 231 C	5	MTWThF	130-220	CWC 226		FREY	
2250	ENGL 231 U	5	M W	700-920 PM	SEV 316		PALOMO	
2251	ENGL 267 A	5	MTWThF	830-920	SAV 316	INTRO TO AM LIT	ADRANS, R.	
2252	ENGL 267 B	5	MTWThF	930-1020	THC 135		POSHOCK	
2253	ENGL 267 C	5	MTWThF	1030-1220	DEM 209		GUTHIN	
2254	ENGL 267 D	5	MTWThF	1130-1220	THD 119		PHILLIPS	
2255	ENGL 267 E	5	MTWThF	130-220	MEB 242		GERSTENBERGER	
2256	ENGL 270 A	5	MTWThF	830-920	SAV 313	GRAMMAR OF ENG SENT CR/NC ONLY	LONGYEAR	
2257	ENGL 270 B	5	MTWThF	930-1020	SIG 325	CR/NC ONLY		
2258	ENGL 270 C	5	MTWThF	1230-120	SAV 313	CR/NC ONLY	MC CRACKEN	
2259	ENGL 270 U	5	T H	700-920 PM	SAV 313	CR/NC ONLY		
2260	ENGL 271 A	5	M W F	830-920	SAV 131	INTERMED EXPOS WRIT PLUS 2 HR WK * NO AUDITORS		
2261	ENGL 271 B	5	M W F	830-920	LCH 114	PRIORITY SOPH, SENIORS JUNIOR, FRESHMAN PLUS 2 HRS WK * NO AUDITORS		
2262	ENGL 271 C	5	M W F	930-1020	MEB 234	PRIORITY SOPH, SENIORS JUNIOR, FRESHMAN PLUS 2 HRS WK * NO AUDITORS		
2263	ENGL 271 D	5	M W F	1030-1120	LCH 219	PRIORITY SOPH, SENIORS JUNIOR, FRESHMAN PLUS 2 HRS WK * NO AUDITORS	STREITBERGER	
2264	ENGL 271 E	5	M W F	1130-1220	CWU 230	PRIORITY SOPH, SENIORS JUNIOR, FRESHMAN PLUS 2 HRS WK * NO AUDITORS		
2265	ENGL 271 F	5	M W F	1230-120	LCH 114	PRIORITY SOPH, SENIORS JUNIOR, FRESHMAN PLUS 2 HRS WK * NO AUDITORS		
2266	ENGL 271 G	5	M W F	1230-120	LCH 116	PRIORITY SOPH, SENIORS JUNIOR, FRESHMAN PLUS 2 HRS WK * NO AUDITORS		
2267	ENGL 271 H	5	M W F	130-220	LEW 317	PRIORITY SOPH, SENIORS JUNIOR, FRESHMAN PLUS 2 HRS WK * NO AUDITORS	LA GUARDIA	
2268	ENGL 271 U	5	M W	700-920 PM	SAV 131	PRIORITY SOPH, SENIORS JUNIOR, FRESHMAN PLUS 2 HRS WK * NO AUDITORS		
>>>>	ENGL 274 A	5	M W F	1030-1120	MEB 252	BEGIN VERSE WRITING. ENTRY CARDS PDL 4314 WITH ENGL 306, 307, 422, 423 & 424 A	MC ELROY	
>>>>	ENGL 274 B	5	T H	130-320	MLR 316	PLUS 2 HRS WK * ENTRY CARDS PDL 4314	BRYAN	
>>>>	ENGL 274 U	5	T H	700-920 PM	PAR 110	WITH ENGL 306, 307, 422, 423, 424 U	BENTLEY, N.	
2272	ENGL 277 A	5	M W F	930-1020	MEB 243	SEC SHORT STRY WRIT PLUS 2 HRS WK *	KOLPACOFF	
2273	ENGL 277 B	5	M W F	1030-1120	LCH 111	PLUS 2 HRS WK *	RUSS, J.	
2274	ENGL 277 C	5	M W F	1130-1220	SAV 209	PLUS 2 HRS WK *	MUSSON, L.	

2209	ENGL 181	AD	5	MTWTH	030-920	LDW	219	PRIORITY FRESH-SOPH PLUS ONE HOUR * NO AUDITORS
2205	ENGL 181	AE	5	MTWTH	030-920	LOW	217	PRIORITY FRESH-SOPH PLUS ONE HOUR * NO AUDITORS
2206	ENGL 181	AF	5	MTWTH	030-920	LDW	216	PRIORITY FRESH-SOPH PLUS ONE HOUR * NO AUDITORS
2207	ENGL 181	AG	5	MTWTH	930-1020	PAR	106	PRIORITY FRESH-SOPH PLUS ONE HOUR * NO AUDITORS
2208	ENGL 181	AH	5	MTWTH	930-1020	TMC	234	PRIORITY FRESH-SOPH PLUS ONE HOUR * NO AUDITORS
2209	ENGL 181	AI	5	MTWTH	930-1020	HEB	6009	PRIORITY FRESH-SOPH PLUS ONE HOUR * NO AUDITORS
2210	ENGL 181	AJ	5	MTWTH	930-1020	HEB	792	PRIORITY FRESH-SOPH PLUS ONE HOUR * NO AUDITORS
2211	ENGL 181	AK	5	MTWTH	930-1020	HEB	291	PRIORITY FRESH-SOPH PLUS ONE HOUR * NO AUDITORS
2212	ENGL 181	AL	5	MTWTH	930-1020	HEB	247	PRIORITY FRESH-SOPH PLUS ONE HOUR * NO AUDITORS
2213	ENGL 181	AM	5	MTWTH	1030-1120	HEB	248	PRIORITY FRESH-SOPH PLUS ONE HOUR * NO AUDITORS
2214	ENGL 181	BA	5	MTWTH	030-920	HEB	6005	PRIORITY FRESH-SOPH PLUS ONE HOUR * NO AUDITORS
2215	ENGL 181	BB	5	MTWTH	1230-12C	HEB	6006	PRIORITY FRESH-SOPH PLUS ONE HOUR * NO AUDITORS
2216	ENGL 181	BC	5	MTWTH	1230-120	SHI	307	PRIORITY FRESH-SOPH PLUS ONE HOUR * NO AUDITORS
2217	ENGL 181	BD	5	MTWTH	1030-1120	HEB	247	PRIORITY FRESH-SOPH PLUS ONE HOUR * NO AUDITORS
2218	ENGL 181	BE	5	MTWTH	1030-1120	HEB	246	PRIORITY FRESH-SOPH PLUS ONE HOUR * NO AUDITORS
2219	ENGL 181	BF	5	MTWTH	1030-1120	HEB	243	PRIORITY FRESH-SOPH PLUS ONE HOUR * NO AUDITORS
2220	ENGL 181	BG	5	MTWTH	1130-1220	DEM	304	PRIORITY FRESH-SOPH PLUS ONE HOUR * NO AUDITORS
2221	ENGL 181	BH	5	MTWTH	1130-1220	PAR	206	PRIORITY FRESH-SOPH PLUS ONE HOUR * NO AUDITORS
2222	ENGL 181	BI	5	MTWTH	1130-1220	HLR	3028	PRIORITY FRESH-SOPH PLUS ONE HOUR * NO AUDITORS
2223	ENGL 181	BJ	5	MTWTH	1130-1220	HEB	6009	PRIORITY FRESH-SOPH PLUS ONE HOUR * NO AUDITORS
2224	ENGL 181	BK	5	MTWTH	1130-1220	HEB	290	PRIORITY FRESH-SOPH PLUS ONE HOUR * NO AUDITORS
2225	ENGL 181	BL	5	MTWTH	1130-1220	HEB	248	PRIORITY FRESH-SOPH PLUS ONE HOUR * NO AUDITORS
2226	ENGL 181	BN	5	MTWTH	1130-1220	HEB	247	PRIORITY FRESH-SOPH PLUS ONE HOUR * NO AUDITORS
2227	ENGL 181	CA	5	MTWTH	1130-1220	HEB	246	PRIORITY FRESH-SOPH PLUS ONE HOUR * NO AUDITORS
2228	ENGL 181	CB	5	MTWTH	1130-1220	HEB	237	PRIORITY FRESH-SOPH PLUS ONE HOUR * NO AUDITORS
2229	ENGL 181	CC	5	MTWTH	1230-120	SHI	107	PRIORITY FRESH-SOPH PLUS ONE HOUR * NO AUDITORS
2230	ENGL 181	CD	5	MTWTH	1230-120	HEB	292	PRIORITY FRESH-SOPH PLUS ONE HOUR * NO AUDITORS
2231	ENGL 181	CE	5	MTWTH	1230-120	HEB	247	PRIORITY FRESH-SOPH PLUS ONE HOUR * NO AUDITORS
2232	ENGL 181	CF	5	MTWTH	1230-120	HEB	245	PRIORITY FRESH-SOPH PLUS ONE HOUR * NO AUDITORS
2233	ENGL 181	CG	5	MTWTH	130-220	HEB	247	PRIORITY FRESH-SOPH PLUS ONE HOUR * NO AUDITORS
2234	ENGL 181	CH	5	MTWTH	130-220	HEB	245	PRIORITY FRESH-SOPH PLUS ONE HOUR * NO AUDITORS
2235	ENGL 181	HA	5	N M	630-850 PM	HEB	6005	PRIORITY FRESH-SOPH PLUS ONE HOUR * NO AUDITORS

2275	ENGL 277	D	5	N M F	1230-120	SAV	131	PLUS 2 HRS WK * NO AUDITORS	MC ELROY
2276	ENGL 277	E	5	N M F	1230-120	TMC	234	PLUS 2 HRS WK * NO AUDITORS	MC ELROY
2277	ENGL 301	A	5	MTWTHF	1130-1220	PAR	212	ENGL LIT TO 1750	VANDENBERG
2278	ENGL 309	A	5	MTWTHF	830-920	SAV	117	FOHLER	FOHLER
2279	ENGL 309	B	5	MTWTHF	1230-120	DLN	209	BIBLE AS LITERATURE	BENTLEY,N.
2280	ENGL 311	A	5	MTWTHF	1030-1120	TMC	119	CHAUCER	MUSSETTER
2281	ENGL 313	A	5	MTWTHF	1030-1120	TMC	134	ELIZABETHAN LIT	WEBSTER
2282	ENGL 314	A	5	MTWTHF	1130-1220	CMU	326	SHAKESPEARE TO 1603	COLDENEY
2283	ENGL 315	A	5	MTWTHF	1220-120	DEM	314	SHAKESPEAR AFT 1603	STREITBERGER
2284	ENGL 321	A	5	MTWTHF	930-1020	PAR	212	LT RENAISSANCE LIT	FISHER,A.
2285	ENGL 322	A	5	MTWTHF	1130-1220	SAV	343	HILTON	LA GUARDIA
2286	ENGL 325	A	5	MTWTHF	930-1020	GUC	404	AUGUSTAN LIT-POPE, SWIFT, ETC.	LOCKWOOD
2287	ENGL 327	A	5	MTWTHF	1030-1120	PAR	310	RISE OF ENG NOVEL RICHARDSON, FIELDING, AUSTEN, ETC.	HATFIELD,C.
2288	ENGL 330	A	5	MTWTHF	1030-1120	SAV	343	ROMANTIC AGE	MODIANO
2289	ENGL 333	A	5	MTWTHF	930-1020	TMC	134	ENGLISH NOVEL DICKENS, THE BROWNES, ETC.	BLAKE
2290	ENGL 334	A	5	MTWTHF	1230-120	CMU	226	ENGL NOVEL LATER 19 C GEO. ELIOT, HARDY CONRAD, ECT.	BUTMIN
2291	ENGL 335	A	5	MTWTHF	1130-1220	TMC	325	AGE OF VICTORIA	ALEXANDER
2292	ENGL 340	A	5	MTWTHF	1130-1220	SAV	316	MODERN NOVEL	BRENNER
2293	ENGL 341	A	5	MTWTHF	1130-1220	HEB	238	MODERN POETRY	GERSTENDERGE
2294	ENGL 342	A	5	MTWTHF	930-1020	PAP	310	EARLY MOD ENGL LIT	ADAMS
2295	ENGL 344	A	5	MTWTHF	130-220	SAV	343	MOD ENGL IRISH LIT	ADAMS
2296	ENGL 352	A	5	MTWTHF	930-1020	DFW	314	EARLY AM LIT EMERSON, THOREAU MELVILLE, ETC	GRIFFITH,J.
2297	ENGL 353	A	5	MTWTHF	1130-1220	SAV	117	AMER LIT LATER 19C THAIN, JAMES, DICKINSON	POSHOCK
2298	ENGL 354	A	5	MTWTHF	830-920	SAV	309	EARLY MOD AM LIT FAULKNER, KENNEDY FITZGERALD ETC	KARTIGANER
2299	ENGL 355	U	5	T TH	760-920 PM	HEB	242	CONTEMP AM LIT BELLOW, BARTH, ELLISON, ETC.	SHULMAN
2300	ENGL 370	A	5	MTWTHF	1130-1220	SAV	309	FANTASY	ALEXANDER
2301	ENGL 370	B	5	MTWTHF	130-220	SAV	316	FANTASY	ALEXANDER
2302	ENGL 372	A	5	MTWTHF	930-1020	SAV	343	MOD JEWISH LIT TRNS	KAPLAN
2303	ENGL 376	A	5	MTWTHF	1230-120	SIC	323	WOMEN WRITERS	GRIFFITH,J.
2304	ENGL 379	A	5	N M F	830-920	LDW	111	ADV EXPOSITORY WRIT PLUS 2 HOURS * NO AUDITORS	GRIFFITH,J.
2305	ENGL 379	B	5	N M F	930-1020	HEB	235	PRIORITY SR., JR., SOPH, 5TH YR PLUS 2 HOURS * NO AUDITORS	ALTIERI, J.
>>>>	ENGL 386	A	5	N M F	1030-1120	HEB	252	INTERMED VERSE WRIT ENTRY CARDS PCL A314 RECOMMENDED: 224 WITH 274, 307, 422, 423 424	MC ELROY
>>>>	ENGL 386	B	5	N M F	1130-1220	HLR	316	ENTRY CARDS PCL A314 WITH 307, 422, 423, 424 RECOMMENDED: 274	GRYAN
>>>>	ENGL 386	U	5	T TH	760-920 PM	PAR	110	ENTRY CARDS PCL A314 WITH 274, 307, 422, 423, 424	BENTLEY,N.
>>>>	ENGL 387	A	5	N M F	1030-1120	HEB	252	INTERMED VERSE WRIT ENTRY CARDS PCL A314 RECOMMENDED: 306 WITH 274, 307, 422, 423, 424	MC ELROY

37

W - WAITING COURSE MEETING AND REQUIREMENTS  
 N-HOURS # - PERMISSION SIGNATURE  
 N-HOW COURSE (SEE FRONT OF TIME SCHEDULE)  
 ENROLLMENT IN THIS SECTION IS LIMITED AND STUDENTS MUST OBTAIN ENTRY CARDS. THE SCHEDULE LINE NUMBER IS PRINTED ON THE ENTRY CARD AND MUST BE MARKED ON THE OP-SCAN REGISTRATION FORM. BOTH THE OP-SCAN FORM AND CARD MUST BE TURNED IN TO REGISTER.

W - WAITING COURSE MEETING AND REQUIREMENTS  
 N-HOURS # - PERMISSION SIGNATURE  
 N-HOW COURSE (SEE FRONT OF TIME SCHEDULE)  
 ENROLLMENT IN THIS SECTION IS LIMITED AND STUDENTS MUST OBTAIN ENTRY CARDS. THE SCHEDULE LINE NUMBER IS PRINTED ON THE ENTRY CARD AND MUST BE MARKED ON THE OP-SCAN REGISTRATION FORM. BOTH THE OP-SCAN FORM AND CARD MUST BE TURNED IN TO REGISTER.

# COLLEGE OF ARTS AND SCIENCES

Sched. Line No.	DEPARTMENT	COURSE	TERM	SECTION	CREDITS	- TIME		LOCATION	TITLE AND REMARKS	INSTRUCTOR	
						Day	Hour				
>>>>	ENGL	307	D		5	M W F	1130-1220	HLR 316	ENTRY CARDS PDL A314 RECOMMENDED 306 WITH 306,422,423,424B	BRYAN	
>>>>	ENGL	307	U		5	T TH	700-920 PM	PAR 110	ENTRY CARDS PDL A314 WITH 274,306,422,423,424U	BENTLEY,N.	
>>>>	ENGL	308	A		5	M W F	1130-1220	HEB 249	INT SHORT STRY WRIT ENTRY CARDS PDL A314 RECOMMENDED: 277	JOHNSON	
2313	ENGL	390	A		5	MTWTF	1230-120	SAV 316	ENGL LANG STUDY	TOLLEFSON,J.	
2314	ENGL	392	A		5	MTWTF	130-220	HEB 6009	LANGUAGE VARIATION	SILBERSTEIN	
2315	ENGL	395	A		5	W	MTWTF	1030-1120	SAV 316	AMERICAN WRITERS	ABRAMS
2316	ENGL	407	A		5	U	MTWTF	930-1020	SAV 316	LITERARY MODERNISM	KARTIGANER
2317	ENGL	416	A		5	MTWTF	930-1020	LOW 113	AMERICAN FOLKLORE W/HSS 472 A	SKEELS,D.R.	
>>>>	ENGL	421	A		5	M W F	130-220	LOW 116	SPEC STDY EXPO WRIT RECOMMENDED:271 DR 379 PLUS 2 HRS WK *	BRENNER	
>>>>	ENGL	422	A		5	M W F	1030-1120	HEB 252	ADV VERSE WRITING W/ENGL 274 A ENTRY CARDS PDL A314 RECOMMENDED: 306,307 PLUS 2 HRS WK * WITH ENGL 306,307,423 424A	MC ELROY	
>>>>	ENGL	422	B		5	M W F	1130-1220	HLP 316	ENTRY CARDS PDL A314 RECOMMENDED 306,307 WITH ENGL 306,307,423 424B PLUS 2 HRS WK *	BRYAN	
>>>>	ENGL	422	U		5	T TH	700-920 PM	PAR 110	W/ENGL 274 U ENTRY CARDS PDL A314 RECOMMENDED ENGL 306 307 WITH 306,307,423,424U	BENTLEY,N.	
>>>>	ENGL	423	A		5	M W F	1020-1120	HEB 252	ADV VERSE WRITING W/ENGL 274 A ENTRY CARDS PDL A314 RECOMMENDED:422 WITH ENGL 306,307A 422,424A PLUS 2 HRS WK *	MC ELROY	
>>>>	ENGL	423	B		5	M W F	1130-1220	HLP 316	ENTRY CARDS PDL A314 RECOMMENDED:422 WITH 306,307,422,424B PLUS 2 HRS WK *	BRYAN	
>>>>	ENGL	423	U		5	T TH	700-920 PM	PAP 110	W/ENGL 274 U ENTRY CARDS PDL A314 RECOMMENDED:422 WITH ENGL 306,307 U 422,424U	BENTLEY,N.	
>>>>	ENGL	424	A		5	M W F	1030-1120	HEB 252	ADV VERSE WRITING W/ENGL 274 A ENTRY CARDS PDL A314 RECOMMENDED:423 WITH ENGL 306,307A 422,423A PLUS 2 HRS WK *	MC ELROY	
>>>>	ENGL	424	B		5	M W F	1130-1220	HLP 316	ENTRY CARDS PDL A314 RECOMMENDED:423 WITH 306,307,422,423B PLUS 2 HRS WK *	BRYAN	
>>>>	ENGL	424	U		5	T TH	700-920 PM	PAR 110	W/ENGL 274 U ENTRY CARDS PDL A314 RECOMMENDED:423 WITH ENGL 306,307 U 422,424U	BENTLEY,N.	
>>>>	ENGL	425	A		5	M W F	1030-1120	LOW 114	ADV SHURT-STRY WRIT W/ENGL 426 A ENTRY CARDS PDL A314 RECOMMENDED:277 PLUS 2 HRS WK *	KOLPACOFF	
>>>>	ENGL	426	A		5	M W F	1030-1120	LOW 114	ADV SHURT STRY WRIT W/ENGL 425 A ENTRY CARDS PDL A314 RECOMMENDED:423 PLUS 2 HRS WK *	KOLPACOFF	

38

Sched. Line No.	DEPARTMENT	COURSE	TERM	SECTION	CREDITS	TIME		LOCATION	TITLE AND REMARKS	INSTRUCTOR	
						Day	Hour				
2362	ENGL	599	A		5	T TH	1030-1220	PAP 135	SPEC STUDIES IN ENG	ADAMS	
2363	ENGL	599	B		5	M W	130-320	HEB 102		HATFIELD	
>>>>	ENGL	600	A	VAR	>	ARR	-	* *	INDEPHONTY STDY/RSCN ENTRY CARDS PDL A105		
>>>>	ENGL	700	A	VAR	>	ARR	-	* *	MASTERS THESIS ENTRY CARDS PDL A105		
>>>>	ENGL	800	A	VAR	>	ARR	-	* *	DOCTORAL DISSERTATN ENTRY CARDS PDL A105		
<b>ENVIRONMENTAL STUDIES</b>											
2367	ENV	S 101	A		5	MTWTF	110-220	ONE 110	INTROD ENVIR STUDY	LEE,K.W.	
2368	ENV	S 204	A		5	MTWTF	830-920	010 132	MAT SCI AND ENVIRON		
2369	ENV	S 204	AA	OZ		F	930-1020	SN1 115			
2370	ENV	S 204	AB	OZ		F	930-1020	HEB 6009			
2371	ENV	S 204	AC	OZ		F	1030-1120	HEB 247			
2372	ENV	S 204	AD	OZ		F	1030-1120	HEB 6009			
>>>>	ENV	S 498	A	1-5	>	ARR	-	* *	SPEC TOPCS ENV STDY ENTRY CARDS EGA 201		
>>>>	ENV	S 499	A	VAR	>	ARR	-	* *	UNDERGRAD RESEARCH ENTRY CARDS EGA 201		
2375	ENV	S 532	A		1	ARR	-	* *	INTERNSHIP SEMINAR	LEE,K.W.	
2376	ENV	S 577	A		3	T TH	930-1100	HSR 1733	RISK ASSESSMENT W/ENVH 577 A	ORRIN,G. WATTS,E.F.	
>>>>	ENV	S 599	A	VAR	>	ARR	-	* *	SPEC TOPCS-ENV STDY ENTRY CARDS EGA 201		
<b>GENERAL AND INTERDISCIPLINARY STUDIES</b>											
* * DESCRIPTIONS OF GIS COURSES ARE AVAILABLE IN THE OFFICE FOR UNDERGRAD STUDIES											
>>>>	GIS	200	A		3	HD	ARR	-	* *	H-READING PROG-HRS CR/NC ONLY ENTRY CARDS PDL B25B	CIB PADEL HENNES,R.
2563	GIS	271	A		3	WH	M W F	930-1020	HEB 102	WRIT LAB/HUMANITIES CONCUR REGISTRATION IN H AES 210 A REQUIRED	
2564	GIS	271	B		3	WH	M W F	1030-1120	HEB 234	CONCUR REGISTRATION IN H AES 210 A REQUIRED	
2565	GIS	272	A		3	WH	M W F	1230-120	HEB 102	H-WRT LAB/MATRL SCI CONCUR REGISTRATION IN H AES 220 A REQUIRED	
2566	GIS	272	B		3	WH	M W F	130-220	SIG 225	CONCUR REGISTRATION IN H AES 220 A REQUIRED	
2567	GIS	273	A		3	WH	M W F	930-1020	HEB 6005	WRIT LAB/SDC SCI CONCUR REGISTRATION IN H AES 230 A REQUIRED	
2568	GIS	273	B		3	WH	M W F	1030-1120	PAR 221	CONCUR REGISTRATION IN H AES 230 A REQUIRED	
>>>>	GIS	400	A		3	HD	ARR	-	* *	H-READING PROG-HRS CR/NC ONLY ENTRY CARDS PDL B25B	HENNES,R.
<b>GENERAL STUDIES</b>											
2570	G ST	209	A		5	U	MTWTH	1030-1120	HEB 6006	WRIT LAB/POLS 101 CONCURRENT ENROLLMENT IN PDL SCI 101 A PLUS ONE HOUR	
2571	G ST	209	B		5	U	MTWTH	1230-120	HEB 6005	CONCURRENT ENROLLMENT IN PDL SCI 101 A PLUS ONE HOUR	
2572	G ST	210	A		5	U	MTWTH	930-1020	HEB 6006	WRIT LAB/SDC 110 CONCURRENT ENROLLMENT IN SDC 110A PLUS ONE HOUR	

>>>>	ENGL 427	A	5	>	N M	130-320	SP1 107	NOVEL WRITING W/ENGL 428 A ENTRY CARDS PDL A314 PLUS 1 HOUR *	JOHNSON,C.
>>>>	ENGL 428	A	5	>	N M	130-320	SMI 107	NOVEL WRITING W/ENGL 429 A ENTRY CARDS PDL A314 PLUS 1 HOUR *	JOHNSON,C.
>>>>	ENGL 429	A	5	>	N M	130-320	SMI 107	NOVEL WRITING W/ENGL 427 A ENTRY CARDS PDL A314 PLUS 1 HOUR *	JOHNSON,C.
>>>>	ENGL 430	A	5	>	N M F	230-320	JHM 101	PLAYWRITING W/ENGL 431 A ENTRY CARDS PDL A314 PLUS 2 HRS WK *	WAGNER,D.
>>>>	ENGL 431	A	5	>	N M F	230-320	JHM 101	PLAYWRITING	WAGNER,D.
	2335	ENGL 441	A	5		T TH 330-520	HED 7009	W/ENGL 430 A ENTRY CARDS PDL A314 PLUS 2 HRS WK *	SCHUSTEP
>>>>	ENGL 490	A	3	>	ARR	-	*	MAJOR CONFERENCE ENTRY CARDS PDL A101	
>>>>	ENGL 491	A	3	>	ARR	-	*	MAJOR CONFERENCE ENTRY CARDS PDL A101	
>>>>	ENGL 492	A	5	>	ND F	130-320	SMI 711	H-MAJOR CONF-HONORS ENTRY CARDS PDL A701 PLT'S 3 HRS *	ALLEN
>>>>	ENGL 493	A	3-5	>	ARR	-	*	ADV WRITING CONF ENTRY CARDS PDL A316	
>>>>	ENGL 494	A	3-5	>	ARR	-	*	ADV WRITING CONF ENTRY CARDS PDL A316	
>>>>	ENGL 499	A	5	>	WHD N M	130-320	L'n 114	HONORS SEMINAR ENTRY CARDS PDL A101 THE EPIC TRADITION	ALTIERI,C.
>>>>	ENGL 499	B	5	>	WHD T TH	130-320	LDN 118	THE EPIC TRADITION ENTRY CARDS PDL A101 THE SIXTIES	PATTERSON
2343	ENGL 500	A	5		MTWTF	930-1020	LDN 111	MEDIAVAL LIT	FOHLER
2344	ENGL 504	A	5		N M	330-520	HED 6005	TEACHING COMP	GERE,A.
2345	ENGL 507	A	5		N M	1030-1220	HED 102	LITERARY CRITICISM	SEARLE
2348	ENGL 513	A	5		T TH	130-320	LDN 117	SHAKESPEARE-CONTEMP	PALONG
2348	ENGL 515	A	5		N M	330-520	HED 102	CHAUWER	VAUGHAN
2348	ENGL 522	A	5		N M	130-320	PAR 131	17TH CENTURY LIT	VAN DEN BERG
2349	ENGL 524	A	5		T TH	1020-1220	DEM 302	AMERICAN LITERATURE	PATTERSON
2350	ENGL 531	A	5		MTWTF	1230-120	HED 243	INTRO READ OLD ENGL	STEVICK
2351	ENGL 541	A	5		N M	1020-1220	PDL A316	VICTORIAN LIT	DUNN
2352	ENGL 544	A	5		T TH	130-320	SMI 309	18TH CENTURY LIT	REINERT
2353	ENGL 549	A	5		T TH	330-520	PAR 133	20TH CENTURY LIT	ALTIERI,C.
>>>>	ENGL 555	A	5	>	N M	330-520	SMI 113	TESL COLLOQUIUM ENTRY CARDS PDL A105	SILBERSTEIN
>>>>	ENGL 560	A	3	>	ARR	-	*	PRACTICUM IN TESL ENTRY CARDS PDL A105	TOLLEFSON
2354	ENGL 580	A	5		T TH	330-520	HED 6006	CRIT APPROACH LIT	GRIFFITH,M.
>>>>	ENGL 584	A	5	>	N M	130-320	SAV 131	ADV FICT WORKSHOP ENTRY CARDS PDL A105	MUDSON
>>>>	ENGL 585	A	5	>	T TH	130-320	SMI 318	ADV POET WORKSHOP ENTRY CARDS PDL A105	MATTHEWS
>>>>	ENGL 586	A	5	>	ARR	-	*	GRAD WRITING CONF ENTRY CARDS PDL A105	
>>>>	ENGL 590	A	5	>	ARR	-	*	MASTERS ESSAY ENTRY CARDS PDL A105	
>>>>	ENGL 591	A	6	>	ARR	-	*	MASTERS ESSAY ENTRY CARDS PDL A105	

W = WRITING COURSE MEETING AND REQUIREMENTS

H = HONORS # = PERMISSION SIGNATURE

N = NEW COURSE (SEE FRONT OF ENGL SCHEDULE)

>>>> ENROLLMENT IN THIS SECTION IS LIMITED, AND STUDENTS MUST OBTAIN ENTRY CARDS, THE SCHEDULE LINE NUMBER IS PRINTED ON THE ENTRY CARD AND MUST BE MARKED ON THE OP-SCAN REGISTRATION FORM, BOTH THE OP-SCAN FORM AND CARD MUST BE TURNED IN TO REGISTER.

2573	G ST 210	B	5		W	MTWTH 1030-1120	PAR 134B	CONCURRENT ENROLLMENT IN SOC 110A PLUS ONE HOUR	
2574	G ST 215	A	5		W	MTWTH 1030-1120	PAP 223B	WRIT LAB/HST 111 CONCURRENT ENROLLMENT IN HST 111 PLUS ONE HOUR CONCURRENT ENROLLMENT IN HST 111 PLUS ONE HOUR	
2575	G ST 215	B	5		W	MTWTH 1130-1220	HED 234		
>>>>	G ST 350	A	1-6	>	ARR	-	*	INDEPENDENT FLOWK CR/NC ONLY ENTRY CARDS PDL B-10	
>>>>	G ST 391	A	VAR	>	ARR	-	*	SUP STDY SEL FIELDS CR/NC ONLY ENTRY CARDS PDL B-10	
>>>>	G ST 493	A	5	>	ARR	-	*	SENIOR STUDY ENTRY CARDS PDL B-10	

## GENETICS

2579	GENET 451	A	5		MTW F	130-220	DIC 132	GENETICS	SANDLER
2580	GENET 451	AA	OZ		N	230-320	LDN 111		
2581	GENET 451	AB	OZ		N	230-320	LDN 119		
2582	GENET 451	AC	OZ		T	230-320	LDN 112		
2583	GENET 451	AD	OZ		T	230-320	LDN 111		
2584	GENET 451	AE	OZ		N	230-320	LDN 112		
2585	GENET 451	AF	OZ		N	230-320	LDN 111		
>>>>	GENET 499	A	VAR	>	ARR	-	*	UNDERGRAD RESEARCH CR/NC ONLY ENTRY CARDS HSB J141	
2587	GENET 501	A	3		ARR	-	*	INTR RESRCH MATERIAL CR/NC ONLY	
2588	GENET 520	A	1		TH	1130-1220	*	SEMINAR CR/NC ONLY	
2589	GENET 551	A	3		N M F	1030-1120	HSB J260	MUTATION & RECOMB	GALLANT,J. STADLER,D.
2590	GENET 554	A	2		ARR	-	*	TOPICS IN GENETICS CR/NC ONLY	
>>>>	GENET 564	A	3	>	N M F	930-1020	HSB J279	MOLEC CYTOGENETICS CR/NC ONLY ENTRY CARDS HSB J153	BYERS
2592	GENET 571	A	3		N M F	830-920	HSB J260	IMMUNOGENETICS	
>>>>	GENET 584	A	1-5	>	ARR	-	*	ANALYSIS BY EH ENTRY CARDS HSB J153	BYERS
2594	GENET 600	A	VAR		ARR	-	*	INDEPENDT STUDY/RSCH CR/NC ONLY	
2595	GENET 700	A	VAR		ARR	-	*	MASTERS THESIS	
2596	GENET 800	A	VAR		ARR	-	*	DOCTORAL DISSERTATH	

## GEOGRAPHY

2612	GEOG 100	A	5		N M F	930-1020	ARC 207	INTRO TO GEOGRAPHY	JACKSON,W.A.
2613	GEOG 100	AA	OZ		T TH	830-920	SHI 307		
2614	GEOG 100	AB	OZ		T TH	830-920	SHI 115		
2615	GEOG 100	AC	OZ		T TH	830-920	SHI 407		
2616	GEOG 100	AD	OZ		T TH	930-1020	SHI 115		
2617	GEOG 100	AE	OZ		T TH	930-1020	SHI 407		
2618	GEOG 100	AF	OZ		T TH	1030-1120	SHI 405		
2619	GEOG 100	AG	OZ		T TH	1030-1120	SHI 407		
2620	GEOG 100	AH	OZ		T TH	1030-1120	SHI 115		
2621	GEOG 100	AI	OZ		T TH	1130-1220	SHI 305		
2622	GEOG 100	AJ	OZ		T TH	1130-1220	SHI 105		
2623	GEOG 100	AK	OZ		T TH	1130-1220	SHI 115		
2624	GEOG 100	AL	OZ		T TH	1230-120	SHI 405		
>>>>	GEOG 100	B	5		ND N M F	930-1020	ARC 207	M/GEOG 100 A ENTRY CARDS SHI 406A	JACKSON,W.A.
>>>>	GEOG 100	BA	OZ		N	T TH 930-1020	SHI 409	ENTRY CARDS SHI 408A	JACKSON,W.A.
2627	GEOG 100	C	5		ND	MTWTF 1130-1220	SHI 407		
2628	GEOG 100	U	5		N	T TH 830-950 PM	SHI 407		

W = WRITING COURSE MEETING AND REQUIREMENTS

H = HONORS # = PERMISSION SIGNATURE

N = NEW COURSE (SEE FRONT OF THE SCHEDULE)

>>>> ENROLLMENT IN THIS SECTION IS LIMITED, AND STUDENTS MUST OBTAIN ENTRY CARDS, THE SCHEDULE LINE NUMBER IS PRINTED ON THE ENTRY CARD AND MUST BE MARKED ON THE OP-SCAN REGISTRATION FORM, BOTH THE OP-SCAN FORM AND CARD MUST BE TURNED IN TO REGISTER.







# COLLEGE OF ARTS AND SCIENCES

Sched. Line No.	DEPARTMENT	COURSE	TERM	CREDITS	TIME		LOCATION	TITLE AND REMARKS	INSTRUCTOR
					Day	Hour			

>>>>	GERM 500 A	3		M	330-600	DEA 302	LIT THEORY & BIBLIC ENTRY CARDS DEN 340C	PECK, J.
>>>>	GERM 510 A	5		MTWTF	1230-120	DEA 317	MED LIT & CIV W/GERM 413 A ENTRY CARDS DEN 340C	HURDY, A.F.
>>>>	GERM 512 A	5		MTWTF	130-220	DEK 302	LIT & CIV 18TH C ENTRY CARDS DEN 340C	MERTLING, G.
>>>>	GERM 513 A	3		T	230-420	DEH 302	PRESEN 18TH C LIT ENTRY CARDS DEN 340C	AMNERLAHN, H.
>>>>	GERM 528 A	3		M	330-520	DEH 302	19TH CENT POETRY ENTRY CARDS DEN 340C	COLIN, A.
>>>>	GERM 550 A	3		F	230-420	DEH 302	GOTHIC ENTRY CARDS DEN 340C	BARRACK, C.H.
>>>>	GERM 576 A	3		M WTH	230-320	DEH 305	MTH & MAT TCH GERM W/EDCKJ 366 A ENTRY CARDS DEN 340C	RABURA, H.
>>>>	GERM 583 A	3		TH	330-520	DEH 302	SEMINAR IN PROSE ENTRY CARDS DEN 340C	DEHLER, D.
>>>>	GERM 600 A	VAR		ARR	-	•	INDEPNDT STDY/RSCH ENTRY CARDS DEN 340C	
>>>>	GERM 700 A	VAR		ARR	-	•	MASTERS THESIS ENTRY CARDS DEN 340C	
>>>>	GERM 800 A	VAR		ARR	-	•	DOCTORAL DISSERTATION ENTRY CARDS DEN 340C	

## HEALTH EDUCATION

* ENTRY CARDS AVAILABLE IN PAR 325									
>>>>	H ED 321 A	5		T TH	120-400	PAR 110	PSYCH DET HLTH BEH PRIORITY H ED MAJORS	MATHEWS, D.P.	
>>>>	H ED 472 A	3		T TH	900-1020	PAR 110	COMMUNITY HLTH ED PRIORITY H ED MAJORS	MAST, E.H.	
>>>>	H ED 498 A	1-12		ARR	-	•	SPEC STODYS H ED	MAST, E.H. TODON, H.A.	
>>>>	H ED 499 A	3-12		ARR	-	•	UNDERGRAD RESEARCH CR/NC ONLY	TODON, H.A. MAST, E.H.	
>>>>	H ED 501 A	3		M W	130-300	PAR 134B	HIST OF HLTH ED PRIORITY H ED MAJORS	MAST, E.H.	
>>>>	H ED 503 A	3		T TH	1030-1200	PAR 131	SNRN IN HEALTH EDUC PRIORITY H ED MAJORS	MATHEWS	
>>>>	H ED 590 A	3		M W	1020-1200	PAR 131	RES ANAL & DSGN PRIORITY H ED MAJORS	TODON	
>>>>	H ED 600 A	VAR		ARR	-	•	INDEPNDT STDY/RSCH CR/NC ONLY	MATHEWS, D. TODON, H.A. MAST	
>>>>	H ED 700 A	VAR		ARR	-	•	MASTERS THESIS CR/NC ONLY	MATHEWS, D.	

## HISTORY

2789	HST 111 A	5		MTWTH	930-1020	KNE 130	THE ANCIENT WORLD W/HST 111 C OPTIONAL GST 215 WRITING LAB-SEE GST LISTINGS	BRIOGHAN, J.
2790	HST 111 AA QZ			F	830-920	SMI 313	OPTIONAL GST 215 WRITING LAB-SEE GST LISTINGS	
2791	HST 111 AB QZ			F	830-920	SMI 307	OPTIONAL GST 215 WRITING LAB-SEE GST LISTINGS	
2792	HST 111 AC QZ			F	810-920	SMI 115	OPTIONAL GST 215 WRITING LAB-SEE GST LISTINGS	
2793	HST 111 AD QZ			F	930-1020	PAR 309	OPTIONAL GST 215 WRITING LAB-SEE GST LISTINGS	

Sched. Line No.	DEPARTMENT	COURSE	TERM	CREDITS	TIME		LOCATION	TITLE AND REMARKS	INSTRUCTOR
					Day	Hour			

>>>>	HST 700 A	VAR		ARR	-	•	MASTERS THESIS CR/NC ONLY ENTRY CARDS SMI 206C		
>>>>	HST 800 A	VAR		ARR	-	•	DOCTORAL DISSERTATION CR/NC ONLY ENTRY CARDS SMI 206C		
<b>HISTORY OF THE AMERICAS</b>									
2833	HSTAA 135 A	5		MTW F	1130-1220	SMI 205	AM HIST SINCE 1940		
2834	HSTAA 135 AA QZ			TH	930-1020	SPI 105			
2835	HSTAA 135 AB QZ			TH	1030-1120	SAV 209			
2836	HSTAA 135 AC QZ			TH	1130-1220	NLR 302A			
2837	HSTAA 135 AD QZ			TH	130-220	SMI 107			
2838	HSTAA 180 U	5		M W	700-920 PM	SMI 309	CHICAGO HST TO 1848	GIL, C.	
2839	HSTAA 201 A	5		MTWTF	830-920	SMI 120	SURV HIST OF U S	PRESSLY, T. FOWLER, H.	
2840	HSTAA 201 B	5		T TH	130-320	THD 125			
2841	HSTAA 301 A	5		MTWTF	1030-1120	SAV 315	FOUNDINGS AMER CIVIL	JOHNSON, R.R.	
2842	HSTAA 377 A	5		MTWTF	1030-1120	THD 325	HISTORY OF CANADA	SOLBERG, C.	
2843	HSTAA 381 U	5		T TH	700-920 PM	SMI 107	LAT AMER-EARLY COL	ALDEN, D.	
2844	HSTAA 384 A	5		MTWTF	1130-1220	SMI 313	LAVIN AMER RELATIONS	GIL, C.	
2845	HSTAA 432 A	5		MTWTH	1130-1220	SMI 211	HIST WASH & PAC N W	RUNTE, A.	
2846	HSTAA 432 AA QZ			F	820-920	SMI 105			
2847	HSTAA 432 AB QZ			F	930-1020	NLR 302B			
2848	HSTAA 432 AC QZ			F	1130-1220	PAR 222			
2849	HSTAA 432 AD QZ			F	1230-120	SMI 113			
2850	HSTAA 454 A	5		MTWTF	930-1020	SMI 311	INTELLECT. HIST U S	SAUR, L.	
2851	HSTAA 470 A	5		W	230-520	SMI 311	THE PROGRESSIVE ERA PLUS 2 HOURS *	FREIDEL, F.	
2852	HSTAA 501 A	3-6		M TH	330-520	SMI 306	AMER HIST-EARLY	JOHNSON, R. PRESSLY, T.	
>>>>	HSTAA 532 A	3-6		T	130-320	SMI 306	SNRN AM HIST-RECENT ENTRY CARDS SMI 315A	BURKE, R.	
>>>>	HSTAA 555 A	3-6		T	230-420	•	SEM-AMER INTELL HST ENTRY CARDS SMI 206	SAUR, L.	

## ANCIENT AND MEDIEVAL HISTORY

2853	HSTAN 203 A	5		MTWTF	1130-1220	THD 134	INTRO MIDDLE AGES	BDBA, I.
2856	HSTAN 331 A	5		MTWTF	830-920	THD 134	EARLY MIDDLE AGES	BDBA, I.
2857	HSTAN 443 A	5		MTWTF	930-1020	CHL 226	KIEVANGOSCOVT RUSS	WAUGH, D.
2858	HSTAN 530 A	3-6		T	230-520	THC 329	EARLY MIDDLE AGES	BDBA, I.

## HISTORY OF ASIA

2859	HSTAS 201 A	5		MTWTF	1030-1120	LDR 102	ANCIENT INDIAN CIV	
2860	HSTAS 211 A	5		MT THF	930-1020	SMI 205	HIST OF CHIN CIV	DULL, J.L.
2861	HSTAS 211 AA QZ			W	830-920	SMI 115		
2862	HSTAS 211 AB QZ			W	930-1020	SMI 115		
2863	HSTAS 211 AC QZ			W	1130-1220	SMI 115		
2864	HSTAS 211 AD QZ			W	1230-120	SMI 313		
2865	HSTAS 423 A	5		M W	130-320	THD 234	HIST MODERN JAPAN W/ISISA 490 A	PLYE, K.
2866	HSTAS 451 A	5		MTWTF	1120-1220	SAV 313	CHN HST EARLY 221BC	DULL, J.L.
2867	HSTAS 454 A	5		MTWTF	130-220	SMI 305	HIST MDRN CHINA	GUY, K.
2868	HSTAS 481 A	5		MTWTF	170-220	DEH 307	HST KUREA TO 19TH C	PALATS, J.B.
2869	HSTAS 521 A	3-6		ARR	-	•	MDRN JAPANESE HIST	PLYE, K.
2870	HSTAS 552 A	3-6		T	230-420	•	SEM CH HST-PRE-SUNG	DULL, J.
2871	HSTAS 562 A	3-6		W	200-400	•	SEM CH HST-SUNG-MOD	CHAN, H.L.

2794	HST	111	AE	Q2	F	930-1020	PAR	106	OPTIONAL CST 215	GLADEN,R.	
2795	HST	111	AF	Q2	F	930-1020	MLR	302A	WRITING LAB-SEE GST		
2796	HST	111	AG	Q2	F	930-1020	THC	234	LISTINGS		
2797	HST	111	AM	Q2	F	1020-1120	SMI	311	OPTIONAL CST 215		
2798	HST	111	AI	Q2	F	1030-1120	SMI	105	WRITING LAB-SEE GST		
2799	HST	111	AJ	Q2	F	1030-1120	SMI	305	LISTINGS		
2800	HST	111	AK	Q2	F	1130-1220	SMI	115	OPTIONAL CST 215		
2801	HST	111	AL	Q2	F	1130-1220	PAP	221	WRITING LAB-SEE GST		
2802	HST	111	AM	Q2	F	1130-1220	SMI	305	LISTINGS		
2803	HST	111	BA	Q2	F	1230-120	SMI	107	OPTIONAL CST 215		
2804	HST	111	BB	Q2	F	1230-120	SMI	307	WRITING LAB-SEE GST		
2805	HST	111	BC	Q2	F	1230-120	SMI	211	LISTINGS		
2806	HST	111	BD	Q2	F	1230-120	SMI	313	OPTIONAL CST 215		
2807	HST	111	BE	Q2	F	130-220	SMI	107	WRITING LAB-SEE GST		
2808	HST	111	BF	Q2	F	130-220	SMI	307	LISTINGS		
2809	HST	111	BE	Q2	F	130-220	SMI	313	OPTIONAL CST 215		
>>>>	HST	111	C	5	HO	NTWTH	930-1020	KNE	130	BRIDGMAN,J.	
>>>>	HST	111	CA	Q2	HO	F	930-1020	MLR	316		
>>>>	HST	111	CB	Q2	HO	F	1030-1120	SP1	403		
2813	HST	112	A	5		NTWTH	830-920	SMI	211	LYTLE,S.	
2814	HST	112	AA	Q2		F	870-920	SMI	305		
2815	HST	112	AD	Q2		F	930-1020	SAV	335		
2816	HST	112	AC	Q2		F	1030-1120	SMI	407		
2817	HST	112	AD	Q2		F	130-220	SMI	113		
2818	HST	204	A	5		NTWTH	1030-1120	SAV	239	BRIDGMAN,J.	
>>>>	HST	395	A	5		T	130-320	SAV	131	LEVY,F.	
2820	HST	452	A	5		NTWTH	930-1020	SMI	107	BELL,A.	
2821	HST	461	A	5		M W F	130-300	SMI	105	BACHARACH,J.	
>>>>	HST	491	A	5		HO	N	300-300	SMI	108B	ALDEN,D.
2823	HST	498	A	3-5		N	130-320	SMI	111	SUGAR,P.	
>>>>	HST	498	B	3-5		T	130-320	SAV	226	ULLMAN,J.	
>>>>	HST	498	C	3-5		T	130-320	PAR	223B	RUNTE,A.	
>>>>	HST	498	D	3-5		T	130-320	SMI	218B	FERRILL,A.	
2827	HST	498	E	3-5		N	130-320	SMI	306	PINKNEY,D.	
>>>>	HST	499	A	1-5		>	ARR	-	* * *		
2829	HST	563	A	3-6		N	330-520	SMI	111	BACHARACH,J.	
>>>>	HST	600	A	VAR		>	ARR	-	* * *		

H=HONORS #= "PERMISSION SIGNATURE" %=-NEW COURSE (SEE FRONT OF THE SCHEDULE)  
 >>> ENROLLMENT IN THIS SECTION IS LIMITED, AND STUDENTS MUST OBTAIN ENTRY CARDS. THE SCHEDULE LINE NUMBER  
 IS PRINTED ON THE ENTRY CARD AND MUST BE MARKED ON THE O.P.SCAN REGISTRATION FORM, BOTH THE O.P.SCAN FORM  
 AND CARD MUST BE TURNED IN TO REGISTER.

MODERN EUROPEAN HISTORY											
>>>>	HSTAS	502	A	3-6	>	N	220-420	THC	322	SHMR KOREAN HISTORY	PALAIS,J.
										ENTRY CARDS SMI 206	
2873	HSTEU	275	A	5		NTWTH	1130-1220	SMI	307	LIFE IN ENGLAND	BELL,A.
2874	HSTEU	301	A	5		NTWTH	1130-1220	SAV	211	EARLY MOD EURO HIST	LEVY,F.
2875	HSTEU	370	A	3		M W F	1130-1220	SAV	315	THE VIKINGS	CORRUY,P.
										W/SCAND 370 A	
2876	HSTEU	410	A	5		NTWTH	930-1020	SAV	313	RENAISSANCE	GRIFFITHS,G.
2877	HSTEU	421	A	5		NTWTH	1030-1120	SMI	307	FRANCE 1429-1789	LYTLE,S.
2878	HSTEU	435	A	5		NTWTH	1070-1120	SAV	311	WORLD WAR I	EMERSON,D.
2879	HSTEU	438	A	5		NTWTH	830-920	SMI	113	NORN RUS INTLCT WST	TREADGOLD,D.
2880	HSTEU	516	A	3-6		N	1020-1220	SMI	204M	MOD EUR INTLCT HIST	TOENS,J.
2881	HSTEU	932	A	3-6		T	130-320	SAV	326	SEM NORN EU HS-GERM	EMERSON,D.
2882	HSTEU	544	A	3-6		TH	130-320	SMI	306	NORN RUSS HIST	TREADGOLD,D.
>>>>	HSTEU	545	A	3-6	>	N	130-320	SMI	206	SHMR NORN RUSS HIST	TREADGOLD,D.
										ENTRY CARDS SMI 206	
>>>>	HSTEU	551	A	5	>	T	130-320	SMI	210B	E EUROPE 1772-1939	SUGAR,P.
										ENTRY CARDS SMI 210B	
2885	HSTEU	571	A	3-6		TH	130-320	*	*	ENGL HST-TUDR STURT	LEVY,F.

## HONORS

HONORS											
* ENTRY CARDS AVAILABLE IN PDL 025B											
>>>>	H AES	210	A	4	HO	NTWTH	830-920	THC	325	HONORS HUMANITIES I	
										OPEN ONLY TO MEMBERS	
										OF AES HONORS PROG	
>>>>	H AES	220	A	4	HO	T TH	130-320	JHM	064	HONORS SCIENCE I	SZKODY,P.
										OPEN ONLY TO MEMBERS	
										OF AES HONORS PROG	
>>>>	H AES	230	A	4	HO	NTWTH	1030-1120	THC	202	HONORS SOC SCI I	
										OPEN ONLY TO MEMBERS	
										OF AES HONORS PROG	
>>>>	H AES	350	A	2	HO	ARR	-	*	*	HONORS SENIAR	
										CR/NC ONLY	
										OPEN ONLY TO MEMBERS	
										OF AES HONORS PROG	
>>>>	H AES	350	B	2	HO	ARR	-	*	*	CR/NC ONLY	
										OPEN ONLY TO MEMBERS	
										OF AES HONORS PROG	
>>>>	H AES	350	C	2	HO	ARR	-	*	*	CR/NC ONLY	
										OPEN ONLY TO MEMBERS	
										OF AES HONORS PROG	
>>>>	H AES	350	D	2	HO	ARR	-	*	*	CR/NC ONLY	
										OPEN ONLY TO MEMBERS	
										OF AES HONORS PROG	
>>>>	H AES	350	E	2	HO	ARR	-	*	*	CR/NC ONLY	
										OPEN ONLY TO MEMBERS	
										OF AES HONORS PROG	
>>>>	H AES	398	A	5	HO	N W F	930-1020	THC	334	INTERDIS SPE TOPICS	SOKOL,V.
										OPEN ONLY TO MEMBERS	
										OF AES HONORS PROGRAM	
>>>>	H AES	398	B	5	HO	NTWTH	1130-1220	LCM	113	PLUS 2 HRS TO BE *	
										OPEN ONLY TO MEMBERS	
										OF AES HONORS PROGRAM	

## SCHOOL OF INTERNATIONAL STUDIES

2376	SIS	200	A	5		NT W F	1230-120	SMI	120	STATES & CAPITALISM	NIGDAL
2379	SIS	200	AA	Q2		T	830-920	THC	334		
2380	SIS	200	AD	Q2		TH	830-920	THC	334		
2381	SIS	200	AC	Q2		N	1130-1220	THC	211		
2382	SIS	200	AD	Q2		TH	1130-1220	THC	235		
2383	SIS	200	AE	Q2		T	1130-1220	THC	211		
2384	SIS	200	AF	Q2		TH	1130-1220	SAV	149		
2385	SIS	200	AG	Q2		TH	1230-120	THC	302		
2386	SIS	200	AH	Q2		H	1130-1220	THC	211	HONORS	

H=HONORS #="PERMISSION SIGNATURE" %=-NEW COURSE (SEE FRONT OF THE SCHEDULE)  
 >>> ENROLLMENT IN THIS SECTION IS LIMITED, AND STUDENTS MUST OBTAIN ENTRY CARDS. THE SCHEDULE LINE NUMBER  
 IS PRINTED ON THE ENTRY CARD AND MUST BE MARKED ON THE O.P.SCAN REGISTRATION FORM, BOTH THE O.P.SCAN FORM  
 AND CARD MUST BE TURNED IN TO REGISTER.

# COLLEGE OF ARTS AND SCIENCES

Sched. Line No.	DEPARTMENT	COURSE	TERM	SECTION	CREDITS	TIME		LOCATION	TITLE AND REMARKS	INSTRUCTOR
						Day	Hour			
2387	SIS	375	A	5		MTWTF	1130-1220	SMI 311	GEOPOLITICS W/GEOG 375 A	JACKSON, C.
2388	SIS	401	A	5		MTWTF	830-920	THC 125	INTL POL ECON	
2389	SIS	426	A	5		MTWTF	930-1020	GUG 405	WORLD POLITICS W/POL S 426 A	MODELSKI, G.
2390	SIS	490	A	5		MTWTF	1230-120	THC 235	SPECIAL TOPICS	
2391	SIS	490	B	5		MTWTF	130-220	THC 235		
2392	SIS	491	A	5		ARR	-	*	SENIOR HONORS SEM	PLYE, K. B.
>>>>	SIS	499	A	3-5		ARR	-	*	UNDERGRAD RESEARCH ENTRY CARDS THD 419	
>>>>	SIS	500	A	3		M W	130-220	PAR 106	ORIGINS GLOBAL SYST ENTRY CARDS THD 419	
2395	SIS	590	A	4		ARR	-	*	SPECIAL TOPICS	
>>>>	SIS	600	A	VAR		ARR	-	*	INDEPENDNT STDY/RSCH ENTRY CARDS THD 419	
<b>AFRICAN STUDIES</b>										
>>>>	SISAF	499	A	3-5		ARR	-	*	UNDERGRAD RESEARCH ENTRY CARDS THD 419	
<b>EAST ASIA</b>										
2397	SISEA	445	A	5		MTWTF	1020-1120	DEN 211	RELIGION IN CHINA W/ANTR 447 A	MARRELL, S.
2398	SISEA	451	A	5		T	130-320	THC 234	JAPAN COLLOQUIUM W/SISEA 451 A	YAHAMURA, K.
2399	SISEA	490	A	5		M W	130-320	THC 234	SPECIAL TOPICS W/HSTAS 423 A JPN AS A LATE COMER	PLYE, K. YAHAMURA, K.
>>>>	SISEA	499	A	3-5		ARR	-	*	UNDERGRAD RESEARCH ENTRY CARDS THD 419	
2401	SISEA	553	A	3		M	330-600	THC 217	CHIN LEG TRADITION W/LAN B 553 A	CHAN, H. L.
2402	SISEA	555	A	5		T	130-320	THC 234	INTR MOD JAPN STDYS	YAHAMURA, K.
>>>>	SISEA	600	A	VAR		ARR	-	*	INDEPENDNT STDY/RSCH ENTRY CARDS THD 419	
>>>>	SISEA	700	A	VAR		ARR	-	*	MASTERS THESIS ENTRY CARDS THD 419	
<b>LATIN AMERICAN STUDIES</b>										
>>>>	SISLA	492	A	5		M	300-500	THC 217	LATAN STUDIES SEM ENTRY CARDS THD 419	ALDEN, D.
>>>>	SISLA	493	A	5		ARR	-	*	SENIOR THESIS ENTRY CARDS THD 419	
>>>>	SISLA	499	A	3-5		ARR	-	*	UNDERGRAD RESEARCH ENTRY CARDS THD 419	
<b>MIDDLE EASTERN STUDIES</b>										
>>>>	SISME	600	A	VAR		ARR	-	*	INDEPENDENT STUDY ENTRY CARDS THD 419	
>>>>	SISME	700	A	VAR		ARR	-	*	MASTER'S THESIS ENTRY CARDS THD 419	

44

Sched. Line No.	DEPARTMENT	COURSE	TERM	SECTION	CREDITS	TIME		LOCATION	TITLE AND REMARKS	INSTRUCTOR
						Day	Hour			
<b>KINESIOLOGY</b>										
* ENTRY CARDS AVAILABLE IN HUT 101										
3835	KIN	200	A	3		M W	1030-1120	HUT 116	FOUND OF PHYS FIT	
3836	KIN	200	AN LB			F	1130-120	HUT 130		
3837	KIN	200	AD LB			TH	130-320	HUT 130		
3838	KIN	301	A	4		T TH	1030-1220	CHU 120	PHYS ACT SP SOC PSY PRIORITY DEPT MAJORS	PASSER, M. W.
3839	KIN	325	A	4		M W F	130-220	SMI 102	GROWTH MOTOR DYLPNT PRIORITY DEPT MAJORS	SNOLL, F. L.
3840	KIN	330	ZN	2		T	130-320	HUT 130	LAB-CNTRL/EX PHYSID PRIORITY DEPT MAJORS	
3841	KIN	331	A	5		M W F	800-920	SMI 205	MUSCL CNTRL/EX PHYS PRIORITY DEPT MAJORS	
3842	KIN	350	A	5		MTWTH	930-1020	SMI 211	LRNCHNG/PHNT PERFORM PRIORITY DEPT MAJORS	KERR, D.
3843	KIN	350	AN LB			TH	1030-1220	HUT 135		
3844	KIN	350	AD LB			F	1030-1220	HUT 135		
3845	KIN	350	AP LB			TH	1230-220	HUT 135		
3846	KIN	414	A	4		M W	1030-1200	HUT 211	RISE OF MODRN SPORT PRIORITY DEPT MAJORS	BERRYMAN
>>>>	KIN	498	A	2-3		ARR	-	HUT *	KINESIOLOGY STUDIES CR/NC ONLY	
>>>>	KIN	498	B	2-3		ARR	-	HUT *	PRIORITY DEPT MAJORS	
>>>>	KIN	498	C	2-3		ARR	-	HUT *	PRIORITY DEPT MAJORS	
>>>>	KIN	499	A	2-3		ARR	-	HUT *	UNDERGRAD RESEARCH CR/NC ONLY	
>>>>	KIN	499	B	2-3		ARR	-	HUT *	PRIORITY DEPT MAJORS	
3852	KIN	540	A	3		T TH	430-600 PM	HUT 211	PHYSIOLOG BASE COND PRIORITY DEPT MAJORS	OODLITTLE, T.
3853	KIN	551	A	5		T TH	230-420	HUT 116	NEURAL CONTROL MVMT PRIORITY DEPT MAJORS	HUTTON, R. S.
3854	KIN	580	A	3		M W	130-300	HUT 135	BIOECH HUM MVMT PRIORITY DEPT MAJORS	MILLER
3855	KIN	590	A	3		M W	430-600 PM	HUT 211	RSCH IN KINESIOLOGY PRIORITY DEPT MAJORS	KERR
>>>>	KIN	600	A	VAR		ARR	-	HUT *	INDEPENDNT STDY/RSCH CR/NC ONLY	
>>>>	KIN	600	B	VAR		ARR	-	HUT *		
>>>>	KIN	700	A	VAR		ARR	-	HUT *	MASTERS THESIS	
<b>KINESIOLOGY - PHYSICAL EDUCATION</b>										
* ENTRY CARDS PICKED UP IN 101 HUT										
3821	KINPE	204	A	2		MTWTH	930-1020	HUT 201	INDIV PHYS FITNESS CR/NC ONLY	
>>>>	KINPE	221	A	2		M W	1030-1220	HUT 201	PER LAB-RACKET SPRT TENNIS MAJORS HAVE PRIORITY	
>>>>	KINPE	223	A	2		T TH	230-420	HUT 201	PER LAB-INDR TH SPR BASKETBALL MAJORS HAVE PRIORITY	
>>>>	KINPE	227	A	2		T TH	1230-220	EDP 305	PERFORM LAB-TRK/FLD MAJORS HAVE PRIORITY	
>>>>	KINPE	366	A	1-2		ARR	-	HUT *	PRACTICUM CR/NC ONLY	HUGHES, E.
>>>>	KINPE	366	B	1-2		ARR	-	EDP 249	PRIORITY DEPT MAJORS CR/NC ONLY	HUGHES
									PRIORITY DEPT MAJORS GYMNASTICS ONLY	

## RUSSIA AND EASTERN EUROPE

2407	SISRE 220	A	5	MTWTF	1030-1120	GEN 212	INTR E EUR STUDIES	VELIKONJA,J.
2408	SISRE 243	A	5	MTWTF	1230-120	SAV 249	RUSS CIVILIZATION	LENER,L.W.
2409	SISRE 375	A	3	AFR	-	0	TURKIC PEOPLES USSR	CIRTAUTAS
2410	SISRE 403	A	5	T TH	130-320	THE 202	MARKISM INTLCT HIST	LEGTERS,L.
>>>>	SISRE 499	A	3-5	ARR	-	0	UNDERGRAD RESEARCH ENTRY CARDS THD 303	
>>>>	SISRE 600	A	VAR	ARR	-	0	INDEPNMT STDY/RSCH ENTRY CARDS THD 303	
>>>>	SISRE 700	A	VAR	ARR	-	0	MASTERS THESIS ENTRY CARDS THD 303	

## SOUTH ASIA

2414	SISSA 386	A	5	MTWTF	130-220	SAV 149	INTRO INDIA PHIL M/PHIL 386 A PLUS ONE HDUP	POTTER,K.H.
>>>>	SISSA 499	A	3-5	ARR	-	0	UNDERGRAD RESEARCH ENTRY CARDS THD 303	
2416	SISSA 510	A	5	T TH	330-520	THE 215	INTRO SP ST S ASIA	POTTER,K.H.
>>>>	SISSA 600	A	VAR	ARR	-	0	INDEPNMT STDY/RSCH ENTRY CARDS THD 303	
>>>>	SISSA 700	A	VAR	ARR	-	0	MASTERS THESIS ENTRY CARDS THD 303	

## JEWISH STUDIES

- JEWISH STUDIES BRINGS THE MAJOR DISCIPLINES OF HUMANISTIC LEARNING AND THE SOCIAL SCIENCES TO  
TO BEAR ON THE HISTORY AND RELIGION OF THE JEWISH PEOPLE. A VARIETY OF COURSES IN HISTORY,  
COMPARATIVE RELIGION, HEBREW, EASTERN LANGUAGES AND LITERATURE, AND ENGLISH ENABLES THE STUDENT  
TO STUDY THE CULTURE OF THE JEWISH PEOPLE AND ITS INFLUENCE ON WORLD CIVILIZATION.
- HEBR 101,201,311,411 RELG 210, & 313

## PHYSICAL EDUCATION

SPORTS SKILLS INSTRUCTION CLASSES ARE AVAILABLE THROUGH THE DEPARTMENT OF RECREATIONAL SPORTS PROGRAMS (IMA) ON A NON-CREDIT BASIS FOR A SMALL REGISTRATION FEE. CLASSES ARE OPEN TO ALL REGULARLY ENROLLED STUDENTS AND TO FACULTY/STAFF WHO ARE ELIGIBLE FACILITY USERS. SPECIFIC INFORMATION ON FEES, DATES, AND TIMES WILL BE AVAILABLE AT THE IMA BUILDING AFTER SEPTEMBER 1, 1983. REGISTRATION WILL BE OCTOBER 3, 4, AND 5, FROM 8:00AM TO 8:00PM IN MEETING ROOM A OF THE IMA BUILDING. IF SPACES ARE STILL AVAILABLE, REGISTRATION WILL CONTINUE IN THE IMA ADMINISTRATION OFFICE 8:00AM TO 5:00PM, MONDAY THROUGH FRIDAY. DISABLED STUDENTS ARE ENCOURAGED TO PARTICIPATE IN SPORTS SKILLS CLASSES AND SHOULD CONTACT THE SPORTS SKILLS OFFICE.

### CLASSES OFFERED

AEROBIC DANCE  
AEROBIC EXERCISE  
ARCHERY  
BADMINTON  
CANOEING  
CONDITIONING FOR WOMEN  
DANCE  
FENCING  
GOLF

GYMNASTICS  
HANDBALL  
JUDO  
MOUNTAINEERING  
PICKLEBALL  
RACQUETBALL  
ROLLERSKATING  
SKIN AND SCUBA

SOCCER  
SPRING BOARD DIVING  
SQUASH  
SWIMMING  
TAE KWON DO  
TENNIS  
VOLLEYBALL  
WEIGHT TRAINING

M = WAITING COURSE MEETING AND REQUIREMENTS

H = HONORS # = PERMISSION SIGNATURE % = NEW COURSE (SEE FRONT OF TIME SCHEDULE)

>>> ENROLLMENT IN THIS SECTION IS LIMITED AND STUDENTS MUST OBTAIN ENTRY CARDS. THE SCHEDULE LINE NUMBER IS PRINTED ON THE ENTRY CARD AND MUST BE MARKED ON THE OP-SCAN REGISTRATION FORM. BOTH THE OP-SCAN FORM AND CARD MUST BE TURNED IN TO REGISTER.

>>>>	KINPE 368	A	3	T TH	1130-100	T68 105	PERFORM ANALY-COACH CR/NC ONLY PRIORITY DEPT MAJORS	BASKETBALL HARSHMAN
>>>>	KINPE 434	A	3	M W	1130-1220	HUT 116	EXECARDIOPML IRREG PRIORITY DEPT MAJORS	DOOLITTLE,T.
>>>>	KINPE 434	AN LB		ARR	-	HUT 0	PRIORITY DEPT MAJORS	DOOLITTLE,T.
3830	KINPE 455	A	4	M W	230-420	HUT 116	MEASUREMENT-EVAL PE PRIORITY DEPT MAJORS	HUGHES,E.
>>>>	KINPE 503	A	1	T	400-500	HUT 303	SHNR IN SPORT ADMIN CR/NC ONLY PRIORITY DEPT MAJORS	BERRYMAN,J.W
>>>>	KINPE 504	A	1	T	330-420	HUT 211	SHNR IN EXER SCI CR/NC ONLY PRIORITY DEPT MAJORS	DOOLITTLE,T.
>>>>	KINPE 595	A	3-6	ARR	-	HUT 0	INTERNSHP SPORT ADM CR/NC ONLY PRIORITY DEPT MAJORS	BERRYMAN,J.W
>>>>	KINPE 596	A	3-6	ARR	-	HUT 0	INTERM EXER SCI CR/NC ONLY	DOOLITTLE,T.

## LINGUISTICS

2921	LING 200	A	5	M W F	830-920	THC 101	INTR TO LINGUISTICS	BRANE
2922	LING 200	AA QZ		T TH	830-920	THD 202		
2923	LING 200	AB QZ		T TH	830-920	THC 335		
2924	LING 200	AC QZ		T TH	910-1020	JHN 064		
2925	LING 200	B	5	M W F	1030-1120	LDW 101		MEHMEYER
2926	LING 200	BA QZ		T TH	930-1020	GLM 409		
2927	LING 200	DB QZ		T TH	1030-1120	THC 211		
2928	LING 200	DC QZ		T TH	1030-1120	THC 211		
2929	LING 400	A	3	M W F	1130-1220	CMU 226	SUR LING MTHD & THY	SAPORTA
2930	LING 447	A	4	M W	170-320	LDH 102	LANGUAGE DEVELDPHNT M/PSYCH 457 A	DALE
2931	LING 451	A	3	T TH	1200-120	THC 335	PHONOLOGY M/ANTR 451 A	SAPORTA
2932	LING 453	A	3	M W F	1230-120	THD 335	PHONOLOGY M/ANTR 453 A	KAISSE
2933	LING 455	A	3	T TH	1230-1200	THC 335	AREAL LINGUISTICS	VOYLES
2934	LING 461	A	3	M W F	930-1030	THC 335	SYNTAX M/ANTR 461 A	CONTRERAS
2935	LING 463	A	3	M W	1030-1200	THC 335	SYNTAX M/ANTR 463 A	EMONDS
>>>>	LING 499	A	1-5	ARR	-	0	UNDERGRAD RESEARCH CR/NC ONLY ENTRY CARDS PDL A210	SAPORTA EMONDS,J.
2937	LING 524	A	3	T	1200-220	CMU 230	THEORETICAL LING	CONTRERAS
2938	LING 550	A	3	F	930-1200	CMU 232	ADV PHONOLOGY	KAISSE
>>>>	LING 567	A	3	T TH	1030-1200	ARC 103C	SYN & SEM DEVEL M/PSYCH 567 A ENTRY CARDS PDL A210	DALE
2940	LING 580	A	3	TH	230-500	LDW 115	PROBS IN LINGUISTICS	MEHMEYER
2941	LING 580	B	3	F	130-400	THD 118	HISTORY OF LINGUISTICS SCIENTIFIC METHOD AND HUMAN FUNCTIONING	BRANE
>>>>	LING 599	A	1	M	230-420	THD 202	LING COLLOQUIUM CR/NC ONLY ALTERNATE WEEKS ENTRY CARDS PDL A210	MEHMEYER
>>>>	LING 600	A	VAR	ARR	-	0	INDEPNMT STDY/RSCH CR/NC ONLY ENTRY CARDS PDL A210	EMONDS,J. SAPORTA,S. IDUP,G.
>>>>	LING 700	A	VAR	ARR	-	0	MASTERS THESIS CR/NC ONLY ENTRY CARDS PDL A210	EMONDS,J. KAISSE BRANE
>>>>	LING 800	A	VAR	ARR	-	0	DOCTORAL DISSERTATH CR/NC ONLY ENTRY CARDS PDL A210	EMONDS KAISSE BRANE

M = WAITING COURSE MEETING AND REQUIREMENTS

H = HONORS # = PERMISSION SIGNATURE % = NEW COURSE (SEE FRONT OF TIME SCHEDULE)

>>> ENROLLMENT IN THIS SECTION IS LIMITED AND STUDENTS MUST OBTAIN ENTRY CARDS. THE SCHEDULE LINE NUMBER IS PRINTED ON THE ENTRY CARD AND MUST BE MARKED ON THE OP-SCAN REGISTRATION FORM. BOTH THE OP-SCAN FORM AND CARD MUST BE TURNED IN TO REGISTER.

# COLLEGE OF ARTS AND SCIENCES

Sched. Line No.	DEPARTMENT	COURSE ITEM	SECTION	CREDITS	TIME		LOCATION	TITLE AND REMARKS	INSTRUCTOR
					Day	Hour			

## MATHEMATICS

>>>>	MATH	100	A	5	>	MTWTF	090-920	KCP 226	ALGEBRA SPECIALLY ADMITTED STUDENTS ONLY	
>>>>	MATH	100	B	5	>	MTWTF	930-1020	JHN 262	SPECIALLY ADMITTED STUDENTS ONLY	
>>>>	MATH	100	C	5	>	MTWTF	1030-1120	PHY 154	SPECIALLY ADMITTED STUDENTS ONLY	
>>>>	MATH	100	D	5	>	MTWTF	1130-1220	SIG 425	SPECIALLY ADMITTED STUDENTS ONLY	
>>>>	MATH	102	A	5	>	MTWTF	1030-1120	PHY 150	ALGEBRA SPECIALLY ADMITTED STUDENTS ONLY	
>>>>	MATH	102	B	5	>	MTWTF	1130-1220	PHY 150	SPECIALLY ADMITTED STUDENTS ONLY	
>>>>	MATH	102	C	5	>	MTWTF	1230-120	SIG 425	SPECIALLY ADMITTED STUDENTS ONLY	
>>>>	MATH	103	A	3	>	MWF	030-920	SIG 231	INTRO ELEM FUNCTION SPECIALLY ADMITTED STUDENTS ONLY	
>>>>	MATH	103	B	3	>	MWF	1030-1120	ARC 1034	SPECIALLY ADMITTED STUDENTS ONLY	
2954	MATH	105	A	5		MWF	070-920	KNE 130	ELEM FUNCTIONS	
2955	MATH	105	AA	Q2		TTH	070-920	SAV 243	CR/NC ONLY	
2956	MATH	105	AB	Q2		TTH	920-1320	SIG 228	CR/NC ONLY	
2959	MATH	105	B	5		MWF	030-920	KNE 130	CR/NC ONLY	
2960	MATH	105	BA	Q2		TTH	030-920	GUG 411	CR/NC ONLY	
2961	MATH	105	BB	Q2		TTH	930-1020	SIG 231	CR/NC ONLY	
2962	MATH	105	CB	Q2		MWF	030-920	KNE 130	CR/NC ONLY	
2963	MATH	105	CA	Q2		TTH	030-920	GUG 405	CR/NC ONLY	
2964	MATH	105	CB	Q2		TTH	930-1020	SIG 423	CR/NC ONLY	
2965	MATH	105	D	5		MWF	030-920	KNE 130	CR/NC ONLY	
2966	MATH	105	DA	Q2		TTH	030-920	GUG 409	CR/NC ONLY	
2967	MATH	105	DB	Q2		TTH	930-1020	LOW 201	CR/NC ONLY	
2968	MATH	105	E	5		MWF	030-920	KNE 130	CR/NC ONLY	
2969	MATH	105	EA	Q2		TTH	030-920	NDR 234	CR/NC ONLY	
2970	MATH	105	EB	Q2		TTH	930-1020	LOW 105	CR/NC ONLY	
2971	MATH	105	F	5		MWF	030-920	KNE 130	CR/NC ONLY	
2972	MATH	105	FA	Q2		TTH	030-920	GUG 306	CR/NC ONLY	
2973	MATH	105	FB	Q2		TTH	930-1020	ARC 102	CR/NC ONLY	
2974	MATH	105	G	5		MWF	030-920	KNE 130	CR/NC ONLY	
2975	MATH	105	GA	Q2		TTH	070-920	SAV 341	CR/NC ONLY	
2976	MATH	105	GB	Q2		TTH	930-1020	NDR 234	CR/NC ONLY	
2977	MATH	105	H	5		MWF	030-920	KNE 130	CR/NC ONLY	
2978	MATH	105	HA	Q2		TTH	030-920	NDR 225	CR/NC ONLY	
2979	MATH	105	HB	Q2		TTH	930-1020	SIG 230	CR/NC ONLY	
2980	MATH	105	I	5		MWF	030-920	KNE 130	CR/NC ONLY	
2981	MATH	105	IA	Q2		TTH	030-920	NDR 221	CR/NC ONLY	
2982	MATH	105	IB	Q2		TTH	930-1020	SIG 229	CR/NC ONLY	
2983	MATH	105	J	5		MWF	230-320	ARC 207	CR/NC ONLY	
2984	MATH	105	JA	Q2		TTH	130-220	SAV 241	CR/NC ONLY	
2985	MATH	105	JB	Q2		TTH	230-320	SIG 228	CR/NC ONLY	
2986	MATH	105	K	5		MWF	230-320	ARC 207	CR/NC ONLY	
2987	MATH	105	KA	Q2		TTH	130-220	PHY 321	CR/NC ONLY	
2988	MATH	105	KB	Q2		TTH	230-320	SIG 230	CR/NC ONLY	
2989	MATH	105	L	5		MWF	230-320	ARC 207	CR/NC ONLY	
2990	MATH	105	LA	Q2		TTH	130-220	SAV 117	CR/NC ONLY	
2991	MATH	105	LB	Q2		TTH	230-320	SIG 229	CR/NC ONLY	
2992	MATH	105	M	5		MWF	230-320	ARC 207	CR/NC ONLY	
2993	MATH	105	MA	Q2		TTH	130-220	SAV 309	CR/NC ONLY	
2994	MATH	105	MB	Q2		TTH	230-320	SIG 227	CR/NC ONLY	
2995	MATH	105	N	5		MWF	230-320	ARC 207	CR/NC ONLY	
2996	MATH	105	NA	Q2		TTH	130-220	GUG 306	CR/NC ONLY	
2997	MATH	105	NB	Q2		TTH	230-320	SIG 226	CR/NC ONLY	
2998	MATH	105	U	5		MWTF	630-800 PM	SAV 309	CR/NC ONLY	
2999	MATH	124	A	5		MWF	030-920	SIG 134	CALC WITH ANAL GEOM	
3000	MATH	124	AA	Q2		TTH	030-920	SIG 230		
3001	MATH	124	AB	Q2		TTH	030-920	SIG 231		
3002	MATH	124	AC	Q2		TTH	930-1020	SIG 126		
3003	MATH	124	AD	Q2		TTH	930-1020	SIG 323		
3004	MATH	124	B	5		MWF	030-920	SAV 239		
3005	MATH	124	BA	Q2		TTH	030-920	SAV 211		
3006	MATH	124	BB	Q2		TTH	030-920	SAV 335		
3007	MATH	124	BC	Q2		TTH	930-1020	SIG 424		
3008	MATH	124	BD	Q2		TTH	930-1020	SIG 426		
3009	MATH	124	C	5		MWF	930-1020	SIG 134		
3010	MATH	124	CA	Q2		TTH	930-1020	SIG 427		
3011	MATH	124	CB	Q2		TTH	930-1020	SMI 127		
3012	MATH	124	CC	Q2		TTH	1030-1120	SIG 228		
3013	MATH	124	CD	Q2		TTH	1030-1120	SIG 229		

Sched. Line No.	DEPARTMENT	COURSE ITEM	SECTION	CREDITS	TIME		LOCATION	TITLE AND REMARKS	INSTRUCTOR
					Day	Hour			

3103	MATH	156	I	5		MWF	230-320	KNE 120		
3104	MATH	156	IA	Q2		TTH	230-320	NDR 331		
3105	MATH	156	J	5		MWF	230-320	KNE 120		
3106	MATH	156	JA	Q2		TTH	230-320	SAV 311		
3107	MATH	156	K	5		MWF	230-320	KNE 120		
3108	MATH	156	KA	Q2		TTH	230-320	SAV 245		
3109	MATH	156	L	5		MWF	230-320	KNE 120		
3110	MATH	156	LA	Q2		TTH	230-320	SAV 142		
3111	MATH	156	M	5		MWF	230-320	KNE 120		
3112	MATH	156	MA	Q2		TTH	230-320	RRB 316		
3113	MATH	156	N	5		MWF	230-320	KNE 120		
3114	MATH	156	NA	Q2		TTH	230-320	NDR 226		
>>>>	MATH	157	U	5		MWTF	630-800 PM	GUG 411	BUSINESS ECON CALC	
3116	MATH	170	A	3		MWF	130-220	KNE 220	MATH ELEM SCH TEACH	
3117	MATH	205	A	3		MWF	030-920	SIG 226	ELEM LINEAR ALGEBRA	
3118	MATH	205	B	3		MWF	030-920	DEN 209		
3119	MATH	205	C	3		MWF	930-1020	SIG 226		
3120	MATH	205	D	3		MWF	930-1020	SIG 227		
3121	MATH	205	E	3		MWF	930-1020	SIG 229		
3122	MATH	205	F	3		MWF	1030-1120	SIG 227		
3123	MATH	205	G	3		MWF	1030-1120	SIG 229		
3124	MATH	205	H	3		MWF	1130-1220	SIG 226		
3125	MATH	205	I	3		MWF	1130-1220	SIG 227		
3126	MATH	205	J	3		MWF	1230-120	SIG 229		
3127	MATH	205	U	3		MWF	630-800 PM	SAV 314		
3128	MATH	230	A	3		MWF	030-920	SIG 227	ELEMENTS OF DIFF EQ	
3129	MATH	230	B	3		MWF	030-920	SIG 228		
3130	MATH	230	C	3		MWF	030-920	DFM 304		
3131	MATH	230	D	3		MWF	930-1020	SIG 230		
3132	MATH	230	E	3		MWF	930-1020	PHY 152		
3133	MATH	230	F	3		MWF	930-1020	SIG 228		
3134	MATH	230	G	3		MWF	1030-1120	SIG 230		
3135	MATH	230	H	3		MWF	1030-1120	GUG 411		
3136	MATH	230	I	3		MWF	1030-1120	BLP 311		
3137	MATH	230	J	3		MWF	1130-1220	SIG 228		
3138	MATH	230	K	3		MWF	1130-1220	SIG 231		
3139	MATH	230	L	3		MWF	1130-1220	PHY 152		
3140	MATH	230	M	3		MWF	1130-1220	JHA 110		
3141	MATH	230	N	3		MWF	1230-120	SIG 230		
3142	MATH	230	U	3		MWF	1230-120	SIG 423		
3143	MATH	230	O	3		TTH	630-800 PM	NDR 221		
3144	MATH	239	A	3		MWF	1030-1120	GUG 405	ELEMENTS OF DIFF EQ	
3145	MATH	239	B	3		MWF	130-220	SIG 230		
3146	MATH	239	C	3		MWF	1230-120	SAV 314		
3147	MATH	301	A	3		MWF	1130-1220	PAR 306	ELEM NUMBER THEORY	
3148	MATH	302	A	4		MWF	030-920	SIG 229	LINEAR ALGEBRA	
3149	MATH	302	B	4		TTH	030-920	PHY 321		
3150	MATH	302	C	4		MWF	1030-1120	PHY 152		
3151	MATH	302	BA	Q2		TTH	1030-1120	BLM 413		
3152	MATH	302	CA	Q2		MWF	1130-1220	EED 108		
3153	MATH	302	CB	Q2		TTH	1130-1220	GUG 317		
3154	MATH	302	DA	Q2		MWF	1230-120	SIG 231		
3155	MATH	302	U	4		TTH	1230-120	SIG 226		
3156	MATH	302	U	4		TTH	630-820 PM	SAV 343		
3157	MATH	303	A	3		MWF	1130-1220	LOW 10		

3014	MATH 124	D		5	M W F	1030-1120	ANC 223		
3015	MATH 124	DA	OZ		T TH	930-1020	SAV 335		
3016	MATH 124	DB	OZ		T TH	930-1020	BAG 261		
3017	MATH 124	DC	OZ		T TH	1030-1120	SIG 230		
3018	MATH 124	DD	OZ		T TH	1030-1120	SIG 231		
3019	MATH 124	E		5	M W F	1130-1220	AND 223		
3020	MATH 124	EA	OZ		T TH	1130-1220	SIG 229		
3021	MATH 124	EB	OZ		T TH	1130-1220	SIG 229		
3022	MATH 124	EC	OZ		T TH	1230-120	SIG 227		
3023	MATH 124	ED	OZ		T TH	1230-120	SIG 227		
3024	MATH 124	F		5	M W F	1230-120	SIG 134		
3025	MATH 124	FA	OZ		T TH	1130-1220	PHY 152		
3026	MATH 124	FB	OZ		T TH	1130-1220	SAV 315		
3027	MATH 124	FC	OZ		T TH	1230-120	PHY 152		
3028	MATH 124	FD	OZ		T TH	1230-120	MOR 226		
3029	MATH 124	G		5	M W F	1230-120	AND 226		
3030	MATH 124	GA	OZ		T TH	1130-1220	SIG 231		
3031	MATH 124	GB	OZ		T TH	1130-1220	SIG 423		
3032	MATH 124	GC	OZ		T TH	1230-120	SAV 314		
3033	MATH 124	GD	OZ		T TH	1230-120	SAV 142		
3034	MATH 124	H		5	M W F	130-220	MLR 301		
3035	MATH 124	HA	OZ		T TH	1230-120	SAV 341		
3036	MATH 124	HB	OZ		T TH	1230-120	SAV 335		
3037	MATH 124	HC	OZ		T TH	130-220	SIG 229		
3038	MATH 124	HD	OZ		T TH	130-220	SIG 230		
3039	MATH 124	I		5	M W F	130-220	PAR 108		
3040	MATH 124	IA	OZ		T TH	130-220	SIG 231		
3041	MATH 124	IB	OZ		T TH	130-220	SAV 314		
3042	MATH 124	IC	OZ		T TH	230-320	SIG 231		
3043	MATH 124	ID	OZ		T TH	230-320	SAV 134		
3044	MATH 124	J		5	M W F	230-320	SIG 134		
3045	MATH 124	JA	OZ		T TH	130-220	SAV 142		
3046	MATH 124	JB	OZ		T TH	130-220	SAV 249		
3047	MATH 124	JC	OZ		T TH	130-220	SAV 338		
3048	MATH 124	JD	OZ		T TH	230-320	SIG 423		
3049	MATH 124	U		5	M W F	630-800 PM	SAV 117		
3050	MATH 125	A		5	M W F	830-920	STG 424		CALC WITH ANAL GEOM
3051	MATH 125	AA	OZ		T TH	830-920	PHY 152		
3052	MATH 125	AB	OZ		T TH	830-920	SAV 142		
3053	MATH 125	B		5	M W F	930-1020	SIG 424		
3054	MATH 125	BA	OZ		T TH	930-1020	SAV 216		
3055	MATH 125	BB	OZ		T TH	930-1020	CHU 120		
3056	MATH 125	C		5	M W F	1030-1120	SIG 427		
3057	MATH 125	CA	OZ		T TH	1030-1120	BAG 118		
3058	MATH 125	CB	OZ		T TH	1030-1120	EEP 100		
3059	MATH 125	D		5	M W F	1130-1220	SIG 427		
3060	MATH 125	DA	OZ		T TH	1130-1220	PHY 221		
3061	MATH 125	DB	OZ		T TH	1130-1220	SIG 126		
3062	MATH 125	E		5	M W F	1230-120	SIG 126		
3063	MATH 125	EA	OZ		T TH	1230-120	SIG 423		
3064	MATH 125	EB	OZ		T TH	1230-120	SIG 231		
3065	MATH 125	FA	OZ	5	M W F	130-220	SIG 126		
3066	MATH 125	FB	OZ		T TH	130-220	SAV 111		
3067	MATH 125	FB	OZ		T TH	130-220	SAV 243		
3068	MATH 126	A		5	M W F	630-920	SIG 427		CALC WITH ANAL GEOM
3069	MATH 126	AA	OZ		T TH	630-920	SAV 114		
3070	MATH 126	AB	OZ		T TH	630-920	SIG 423		
3071	MATH 126	B		5	M W F	930-1020	SIG 427		
3072	MATH 126	BA	OZ		T TH	930-1020	EEP 321		
3073	MATH 126	BB	OZ		T TH	930-1020	BAG 118		
3074	MATH 126	CA		5	M W F	1030-1120	SIG 424		
3075	MATH 126	CA	OZ		T TH	1030-1120	GUG 404		
3076	MATH 126	CD	OZ		T TH	1030-1120	SIG 227		
3077	MATH 126	D		5	M W F	1130-1220	SIG 424		
3078	MATH 126	DA	OZ		T TH	1130-1220	SIG 424		
3079	MATH 126	DB	OZ		T TH	1130-1220	SIG 228		
3080	MATH 126	E		5	M W F	1230-120	SIG 224		
3081	MATH 126	EA	OZ		T TH	1230-120	SIG 230		
3082	MATH 126	EB	OZ		T TH	1230-120	SIG 228		
3083	MATH 126	FA	OZ	5	M W F	130-220	SIG 424		
3084	MATH 126	FB	OZ		T TH	130-220	SIG 423		
3085	MATH 126	FB	OZ		T TH	130-220	SIG 228		
3086	MATH 134	A		5	M W F	1030-1120	SIG 425		M-CALC WITH ANAL GEOM
3087	MATH 156	A		5	M W F	230-320	KNE 120		BUSINESS & ECON ALG
3088	MATH 156	AA	OZ		T TH	130-220	SAV 313		
3089	MATH 156	B		5	M W F	230-320	KNE 120		
3090	MATH 156	BA	OZ		T TH	130-220	JMK 262		
3091	MATH 156	CA	OZ	5	M W F	230-320	KNE 120		
3092	MATH 156	CA	OZ		T TH	130-220	MOR 234		
3093	MATH 156	D		5	M W F	230-320	KNE 120		
3094	MATH 156	DA	OZ		T TH	130-220	GUG 405		
3095	MATH 156	E		5	M W F	230-320	KNE 120		
3096	MATH 156	EA	OZ		T TH	130-220	SAV 315		
3097	MATH 156	F		5	M W F	230-320	KNE 120		
3098	MATH 156	FA	OZ		T TH	130-220	MOR 226		
3099	MATH 156	G		5	M W F	230-320	KNE 120		
3100	MATH 156	GA	OZ		T TH	130-220	SIG 425		
3101	MATH 156	HA	OZ	5	M W F	230-320	KNE 120		
3102	MATH 156	HA	OZ		T TH	230-320	SIG 425		

47

M=HONORS # = "PERMISSION SIGNATURE" % = NEW COURSE (SEE FRONT OF TIME SCHEDULE)  
 >>> ENROLLMENT IN THIS SECTION IS LIMITED, AND STUDENTS MUST OBTAIN ENTRY CARDS. THE SCHEDULE LINE NUMBER IS PRINTED ON THE ENTRY CARD AND MUST BE MARKED ON THE O-SCAN REGISTRATION FORM. BOTH THE O-SCAN FORM AND CARD MUST BE TURNED IN TO REGISTER.

3176	MATH 394	A		3	M W F	130-220	SAV 241		PROBABILITY I W/STAT 394 A
3177	MATH 402	A		3	M W F	930-1020	SIG 238		INTRO MODN ALGEBRA
3178	MATH 402	B		3	M W F	1030-1120	SIG 231		
3179	MATH 411	A		3	M W F	130-220	SIG 231		INTRO MODN ALG-YCHR
3180	MATH 424	A		3	M W F	1130-1220	SIG 229		FUND CONCEPTS ANAL
3181	MATH 427	A		3	M W F	1030-1120	SIG 226		TOPICS IN APPL ANAL
3182	MATH 427	B		3	M W F	130-220	SIG 229		
3183	MATH 427	U		3	M W F	630-800 PM	SAV 335		
3184	MATH 438	A		3	M W F	830-920	SIG 423		INTRO PARTL DIFF EQ
3185	MATH 441	A		3	M W F	930-1020	SIG 222		ADVANCED GEOMETRY
3186	MATH 444	A		3	M W F	630-920	PDL C401		FOUNDATIONS OF GEOM
3187	MATH 464	A		3	M W F	1230-120	RDP 211		MUPERICAL ANAL I
3188	MATH 464	B		3	M W F	130-220	SAV 315		
3189	MATH 464	C		3	M W F	230-320	SAV 315		
3190	MATH 464	D		3	M W F	1030-1120	RDP 211		
3191	MATH 491	A		3	M W F	1230-120	EGA 153		INTRO STOCHSTC PROC W/STAT 491 A
>>>>	MATH 498	A		2-5	ARR	-	* *		SPEC TOPICS IN MATH
3193	MATH 504	A		3	M W F	930-1020	PDL C401		MODERN ALGEBRA
3194	MATH 510	A	VAR		T	230-420	SIG 222		SEMINAR IN ALGEBRA
3195	MATH 511	A		2-3	M W F	930-1020	PDL C240		SPEC TOPCS IN ALC
3196	MATH 511	B		3	M W F	1230-120	PDL C401		
3197	MATH 519	A		3	T TH	230-400	GUG 404		TENSOR ANALYSIS M/AMATH 519 A
3198	MATH 521	A		3	M W F	1130-1220	EGA 153		ADV PROBABILITY W/STAT 521 A
3199	MATH 524	A		3	M W F	1130-1220	MOR 226		REAL VARIABLE
3200	MATH 527	A		3	M W F	1130-1220	PDL C401		ELEN REAL VAR SCI
3201	MATH 530	A	VAR		TH	230-320	PDL C401		SEMINAR IN ANALYSIS
3202	MATH 531	A		2-3	M W F	1030-1120	SAV M250		SPECIAL TOPICS ANAL
3203	MATH 531	B		2-3	M W F	230-320	PDL C-340		
3204	MATH 534	A		3	M W F	1030-1120	BAG 106		COMPLEX VARIABLE
3205	MATH 541	A		3	M W F	1030-1120	PDL C401		SPEC TPCS APPL MATH
3206	MATH 544	A		3	M W F	1230-120	PDL C340		DIFFERENTIAL GEOM
3207	MATH 547	A		3	M W F	1130-1220	PDL C340		FUNCTIONAL ANALYSIS
3208	MATH 550	A	VAR		M	330-420	PDL C401		SEMINAR IN GEOM GRUNBAUH, B. KLEE, V.
3209	MATH 551	A		3	M W F	230-320	PDL C401		SPEC TOPICS IN GEOM
3210	MATH 557	A		3	M W F	130-220	SIG 425		SPEC TPCS NUM ANAL
3211	MATH 557	B		3	M W F	230-320	SIG 425		
3212	MATH 561	A		3	M W F	130-220	SIG 224		GENERAL TOPOLOGY
3213	MATH 570	A	VAR		M	330-420	SIG 222		SEMINAR IN TOPOLOGY
3214	MATH 571	A		3	M W F	1030-1120	SIG 222		SPEC TOPCS IN TOP
3215	MATH 574	A		3	M W F	130-220	SIG 222		ADV PARTL DIFF EQ
3216	MATH 590	A	VAP		TH	130-320	SIG 222		SHWR PROBABILITY
3217	MATH 591	A		3	M W F	230-320	SIG 222		SPEC TOPS IN PRDB
>>>>	MATH 600	A	VAR		ARR	-	* *		INDEPENDNT STDY/RSCH
>>>>	MATH 700	A	VAR		ARR	-	* *		MASTERS THESIS
>>>>	MATH 800	A	VAR		ARR	-	* *		DOCTORAL DISSERTATN
3267	MUSIC 100	A		2	T TH	330-520	MUS 035		UNIVERSITY SINGERS CR/NC ONLY
>>>>	MUSIC 101	A		2	M W F	330-520	MUS 035		UNIV SYMPHONY ORCH CR/NC ONLY FEIST, R.

## MUSIC

M=HONORS # = "PERMISSION SIGNATURE" % = NEW COURSE (SEE FRONT OF TIME SCHEDULE)  
 >>> ENROLLMENT IN THIS SECTION IS LIMITED, AND STUDENTS MUST OBTAIN ENTRY CARDS. THE SCHEDULE LINE NUMBER IS PRINTED ON THE ENTRY CARD AND MUST BE MARKED ON THE O-SCAN REGISTRATION FORM. BOTH THE O-SCAN FORM AND CARD MUST BE TURNED IN TO REGISTER.

# COLLEGE OF ARTS AND SCIENCES

Sched. Line No.	DEPARTMENT	COURSE	TERM	SECTION	CREDITS	TIME			LOCATION	TITLE AND REMARKS	INSTRUCTOR
						Day	Hour				
>>>>	MUSIC	103	A	1	1	ARR	-	* *		CHAMBER MUSIC ENTRY CARDS MUS 105	
>>>>	MUSIC	104	A	1	1	ARR	-	* *		PIANO ENSEMBLE ENTRY CARDS MUS 105	ODOAN,H.
>>>>	MUSIC	105	A	1	1	ARR	-	* *		BRASS ENSEMBLE ENTRY CARDS MUS 105	KAPPY,D.
>>>>	MUSIC	106	A	1	1	T	1130-1220	* *		WOODWIND ENSEMBLE ENTRY CARDS MUS 105	SKONRONEK,F.
>>>>	MUSIC	106	B	1	1	T	1130-1220	* *		ENTRY CARDS MUS 105	SKONRONEK,F.
>>>>	MUSIC	106	C	1	1	W	1220-120	* *		ENTRY CARDS MUS 105	SKONRONEK,F.
>>>>	MUSIC	106	D	1	1	T	130-220	* *		ENTRY CARDS MUS 105	SKONRONEK,F.
>>>>	MUSIC	107	A	1	1	M W F	130-220	MMY M194		OPERA WORKSHOP ENTRY CARDS MUS 105	
>>>>	MUSIC	108	A	2	2	M	830-920	MUS 023		FUNC ELEC1 MUSIC ENTRY CARDS MUS 031C	
>>>>	MUSIC	108	AM LB			T	830-1020	MUS 023		ENTRY CARDS MUS 031C	
>>>>	MUSIC	108	AD LB			M	830-1020	MUS 023		ENTRY CARDS MUS 031C	
>>>>	MUSIC	110	A	3	3	M W F	830-920	MUS 216		FIRST-YEAR THEDRY ENTRY CARDS MUS 105	
>>>>	MUSIC	110	B	3	3	M W F	930-1020	MUS 216		ENTRY CARDS MUS 105	BENSHDOOF,K.
>>>>	MUSIC	110	C	3	3	M W F	1030-1120	MUS 216		ENTRY CARDS MUS 105	KECHLEY,G.
>>>>	MUSIC	110	D	3	3	M W F	1150-1220	MUS 219		ENTRY CARDS MUS 105	TUFTS,P.
>>>>	MUSIC	113	A	1	1	T TH	830-970	MUS 216		EARTRAINING ENTRY CARDS MUS 105	
>>>>	MUSIC	113	B	1	1	T TH	930-1020	MUS 216		ENTRY CARDS MUS 105	BENSHDOOF,K.
>>>>	MUSIC	113	C	1	1	T TH	1030-1120	MUS 216		ENTRY CARDS MUS 105	KECHLEY,G.
>>>>	MUSIC	113	D	1	1	T TH	1130-1220	MUS 219		ENTRY CARDS MUS 105	TUFTS,P.
3288	MUSIC	116	A	2	2	T TH	830-920	MUS 223		ELEM MUSIC THEORY	
3289	MUSIC	116	B	2	2	T TH	930-1020	MUS 223			
3290	MUSIC	116	C	2	2	T TH	1030-1120	MUS 223			
3291	MUSIC	116	D	2	2	T TH	1130-1220	MUS 223			
3292	MUSIC	116	E	2	2	T TH	1220-120	MUS 223			
3293	MUSIC	116	F	2	2	T TH	130-220	MUS 223			
3294	MUSIC	116	G	2	2	T TH	230-320	MUS 223			
3295	MUSIC	116	H	2	2	T TH	330-420	MUS 219			
3296	MUSIC	120	A	5	5	MTW F	1030-1120	MUS 126		SURVEY OF MUSIC	TROY,C.
3297	MUSIC	120	AA	Q2		TH	830-920	MUS 213			
3298	MUSIC	120	AB	Q2		TH	1030-1120	MUS 126			
3299	MUSIC	120	AC	Q2		TH	1030-1120	MUS 213			
3300	MUSIC	120	AD	Q2		TH	230-320	MUS 213			
3301	MUSIC	121	A	2	2	T TH	930-1020	MUS 213		THE ORCHESTRA	SOXOL,V.
3302	MUSIC	123	A	2	2	T TH	130-220	MUS 213		SYMPH MUS 19TH CENT	SOXOL,V.
>>>>	MUSIC	133	A	2	2	ARP	-	* *		BASIC KEYBOARD ENTRY CARDS MUS 105	
>>>>	MUSIC	134	A	2	2	ARR	-	* *		BASIC KEYBOARD ENTRY CARDS MUS 105	
>>>>	MUSIC	135	A	2	2	ARR	-	* *		BASIC KEYBOARD ENTRY CARDS MUS 105	
>>>>	MUSIC	137	A	1	1	M W	930-1020	MUS 114		CLASS INSTR-VOICE ENTRY CARDS MUS 105	
>>>>	MUSIC	137	B	1	1	T TH	930-1020	MUS 114		MUSIC MAJORS ONLY ENTRY CARDS MUS 105	
>>>>	MUSIC	137	C	1	1	T TH	1230-120	MUS 216		ENTRY CARDS MUS 105	
>>>>	MUSIC	140	A	2	2	M W F	230-320	MUS 035		VOCAL JAZZ ENSEMBLE CR/NC ONLY ENTRY CARDS MUS 105	HALL,L.
>>>>	MUSIC	147	A	1	1	ARR	-	* *		OPERA CHORUS ENTRY CARDS MUS 105	
>>>>	MUSIC	167	A	1	1	ARR	-	* *		OBDE REEDMAKING ENTRY CARDS MUS 105	STORCH,L.
>>>>	MUSIC	168	A	1	1	ARR	-	* *		CLARINET REEDMAKING ENTRY CARDS MUS 105	MC COLL, W.
>>>>	MUSIC	169	A	1	1	ARR	-	* *		BASSOODN REEDMAKING ENTRY CARDS MUS 105	GROSSMAN,A.
>>>>	MUSIC	191	A	3	3	ARR	-	* *		COMPOSITION ENTRY CARDS MUS 105	
>>>>	MUSIC	191	AN LB			F	1230-120	MUS 126		ENTRY CARDS MUS 105	

Sched. Line No.	DEPARTMENT	COURSE	TERM	SECTION	CREDITS	TIME			LOCATION	TITLE AND REMARKS	INSTRUCTOR
						Day	Hour				
3348	MUSIC	316	A	5	5	MTW F	1030-1120	MUS 213		MUSIC CULT OF WORLD W/MUSIC 333 A	SAKATA,L.
3349	MUSIC	316	AN LB			ARR	-	* *			SAKATA,L.
>>>>	MUSIC	323	A	2	2	T TH	230-320	* *		ACCOMPANYING ENTRY CARDS MUS 105	HOKANSON,R.
>>>>	MUSIC	326	A	2	2	T	330-520	* *		REPERTOIRE ENTRY CARDS MUS 105	RAFOLS,A.
>>>>	MUSIC	326	B	2	2	TH	1130-120	MUS 213		PIANO ONLY ENTRY CARDS MUS 105	ALAVEDRA,M.
>>>>	MUSIC	326	C	2	2	ARR	-	* *		VOICE ONLY ENTRY CARDS MUS 105	TERRY,C.
>>>>	MUSIC	326	D	2	2	W	330-520	* *		ORGAN ONLY ENTRY CARDS MUS 105	STORCH,L.
>>>>	MUSIC	326	E	2	2	ARR	-	* *		OBDE ONLY ENTRY CARDS MUS 105	MC COLL
>>>>	MUSIC	326	F	2	2	ARR	-	* *		CLARINET ONLY ENTRY CARDS MUS 105	DEMPSTER,S.
>>>>	MUSIC	326	G	2	2	ARR	-	* *		TROMBONE ONLY ENTRY CARDS MUS 105	FEISTER.
3358	MUSIC	331	A	3	3	M W F	130-220	MUS 126		HISTORY OF JAZZ	
>>>>	MUSIC	336	A	2	2	T TH	330-420	MUS 216		JAZZ ARRANGING ENTRY CARDS MUS 105	SMITH,W.O.
>>>>	MUSIC	340	A	3	3	T TH	930-1120	MUS 027		MUS IN GENEPAL EDUC ENTRY CARDS MUS 091A	LUNQUIST,B.
>>>>	MUSIC	379	A	1	1	ARR	-	* *		JUNIOR RECITAL ENTRY CARDS MUS 105	
>>>>	MUSIC	380	A	1	1	T TH	1130-1220	MUS 114		CONDUCTING ENTRY CARDS MUS 105	SOXOL,V.
>>>>	MUSIC	380	B	1	1	T TH	1130-1220	MUS 035		INSTRUMENTAL ENTRY CARDS MUS 105	
										CHORAL	
>>>>	MUSIC	391	A	3	3	ARR	-	* *		COMPOSITION ENTRY CARDS MUS 105	
>>>>	MUSIC	391	AN LB			F	1230-120	MUS 126		W/MUSIC 191 AN ENTRY CARDS MUS 105	
>>>>	MUSIC	408	A	3	3	M W F	930-1020	MUS 027		THE GERMAN LIED ENTRY CARDS MUS 105	DOZARTH,C.
>>>>	MUSIC	420	A	3	3	M W F	130-220	MUS 216		OPERA 1600-1750 ENTRY CARDS MUS 105	TROY,C.
>>>>	MUSIC	424	A	3	3	M W F	1030-1120	MUS 212		MUSIC SINCE 1945 ENTRY CARDS MUS 105	STARR,L.
>>>>	MUSIC	434	A	2	2	T TH	1030-1120	* *		PEDAGOGY ENTRY CARDS MUS 105	MOORE,J.
>>>>	MUSIC	434	B	2	2	T TH	1030-1120	MUS 114		PIANO ONLY ENTRY CARDS MUS 105	PAGLIALUNGA
>>>>	MUSIC	434	C	2	2	ARR	-	* *		VOICE ONLY ENTRY CARDS MUS 105	SCHOTTEN,Y.
>>>>	MUSIC	434	D	2	2	ARR	-	* *		STRINGS ONLY	SAKS,T.
>>>>	MUSIC	438	A	5	5	MTWTF	230-320	MUS 028		PSYCHOLOGY OF MUSIC ENTRY CARDS MUS 105	CARLSEN,J.
>>>>	MUSIC	440	A	3	3	M F	130-320	MUS 313		EARLY CHILDHOOD MUS ENTRY CARDS MUS 105	COOPER,E.
>>>>	MUSIC	445	A	3	3	M W F	130-220	MUS 027		SEL TOPICS IN ETHNO ENTRY CARDS MUS 064	ELLINGSON,T.
										MUSIC OF NEPAL	
>>>>	MUSIC	446	A	2	2	M W F	1230-220	MUS 035		ADY JAZZ ENSEMBLE W/MUSIC 288 A ENTRY CARDS MUS 105	CUMMINGS,R.
>>>>	MUSIC	450	A	2	2	M W TH	330-520	MUS 213		UNIVERSITY CHORALE CR/NC ONLY ENTRY CARDS MUS 105	
										330-420	
>>>>	MUSIC	451	A	2	2	MTWTH	1230-120	MUS 114		MADRIGAL SINGERS CR/NC ONLY ENTRY CARDS MUS 105	
>>>>	MUSIC	457	A	3	3	M W F	1230-120	MUS 028		RSCH LAB INSTRUMENT ENTRY CARDS MUS 105	
										1230-220	
										MUS 028	

3316	MUSIC 200	A	3	M W F	1130-1220	MUS 035	MUSIC & THE CHILD PRIORITY EDUC MAJORS	COOPER, E.
>>>>	MUSIC 201	A	2	T TH	330-520 330-500	MUS 260 MUS 260	WIND SIMFONIETTA ENTRY CARDS MUS 105	BYRNES, R.
>>>>	MUSIC 203	A	2	M W F	330-520	PV2 *	MARCHING BAND CR/NC ONLY ENTRY CARDS MUS 105	BISSELL, W.E.
>>>>	MUSIC 204	A	1	T TH	230-320	MUS 055	PERCUSSION ENSEMBLE ENTRY CARDS MUS 105	COLLIER, T.
>>>>	MUSIC 206	U	1	M TH	520-730 PM	MUS 035	JAZZ WORKSHOP ENTRY CARDS MUS 105	COLLIER, T.
>>>>	MUSIC 207	A	2	T TH	330-520	MUS 213	ORATORIO CHORUS CR/NC ONLY ENTRY CARDS MUS 105	KAPLAN, A.
>>>>	MUSIC 208	A	2	M W F	1230-220	MUS 035	STUDIO JAZZ ENSBLE W/MUSIC 446 A CR/NC ONLY ENTRY CARDS MUS 105	CUNNINGHS, R.
>>>>	MUSIC 208	B	2	T TH	1230-220	MUS 035	STUDIO JAZZ ENSBLE W/MUSIC 446 A CR/NC ONLY ENTRY CARDS MUS 105	CUNNINGHS, R.
>>>>	MUSIC 210	A	3	M W F	930-1020	MUS 223	SECOND-YEAR THEORY ENTRY CARDS MUS 105	BEALE, J.
>>>>	MUSIC 210	B	3	M W F	1030-1120	MUS 219	ENTRY CARDS MUS 105	TUFTS, P.
>>>>	MUSIC 210	C	3	M W F	130-220	MUS 219	ENTRY CARDS MUS 105	THONE, D.
>>>>	MUSIC 210	D	3	M W F	230-320	MUS 219	ENTRY CARDS MUS 105	THONE, D.
>>>>	MUSIC 213	A	3	M W F	1130-1220	MUS 213	MUSIC AFTER 1750 ENTRY CARDS MUS 105	STARR, L.
>>>>	MUSIC 216	A	2	T TH	230-320	MUS 216	INTRODUCTORY COMP ENTRY CARDS MUS 105	SMITH, W.
>>>>	MUSIC 220	A	3	MTWTF	930-1020 830-920	MUS 214 MUS 035	STRNG TECH PEDAGOGY ENTRY CARDS MUS 105 FRI MEETS W/MUSIC 226 & MUSIC 229	JUSSILA, C.F.
>>>>	MUSIC 226	A	3	M W T THF	830-920 830-920	MUS 214 MUS 035	WIND TECH/PEP CLAR ENTRY CARDS MUS 105 TUES-THURS MEETS WITH MUSIC 229 FRI MEETS WITH MUSIC 220 & 229	MC COLL, W. JUSSILA, C.
>>>>	MUSIC 229	A	3	MTWTF	830-920 830-920	MUS 035 MUS 035	BRASS TECH & PDGNGY ENTRY CARDS MUS 105 TUES-THURS MEETS WITH MUSIC 226 FRI MEETS WITH MUSIC 220 & 226	DENPSTER, S. JUSSILA, C.
>>>>	MUSIC 232	A	1	T TH	1230-120	MUS 055	PERCSN TECH & PEDGY ENTRY CARDS MUS 105	COLLIER, T.
>>>>	MUSIC 233	A	1	T TH	1030-1120	MUS 055B	MUSIC THEATRE TECHN ENTRY CARDS MUS 105	COLLIER, T.
>>>>	MUSIC 234	A	2	ARR	-	* *	SECONDARY PIANO ENTRY CARDS MUS 105	COLLIER, T.
>>>>	MUSIC 235	A	2	ARR	-	* *	SECONDARY PIANO ENTRY CARDS MUS 105	COLLIER, T.
>>>>	MUSIC 236	A	2	ARR	-	* *	SECONDARY PIANO ENTRY CARDS MUS 105	COLLIER, T.
>>>>	MUSIC 237	A	2	M W	1020-1120	MUS 114	CLASS INSTR-VOICE ENTRY CARDS MUS 105	COLLIER, T.
>>>>	MUSIC 240	A	1	T TH	1020-1120	MUS 313	GUITAR TECH I ENTRY CARDS MUS 105	BURGESS, D.
>>>>	MUSIC 240	B	1	T TH	1130-1230	MUS 313	GUITAR TECH I ENTRY CARDS MUS 105	BURGESS, D.
>>>>	MUSIC 291	A	3	ARR	-	* *	COMPOSITION ENTRY CARDS MUS 105	COLLIER, T.
>>>>	MUSIC 291	AN LB	>	F	1230-120	MUS 126	W/MUSIC 191 AN ENTRY CARDS MUS 105	COLLIER, T.
>>>>	MUSIC 307	A	1	M W F	230-320	MUS 154	ADV OPERA WORKSHOP ENTRY CARDS MUS 105	COLLIER, T.
>>>>	MUSIC 310	A	3	M W F	1030-1120	MUS 223	MODAL COUNTERPOINT ENTRY CARDS MUS 105	BEALE, J.
>>>>	MUSIC 310	B	3	M W F	1130-1220	MUS 216	ENTRY CARDS MUS 105	KECHLEY, G.
>>>>	MUSIC 310	C	3	M W F	130-220	MUS 223	ENTRY CARDS MUS 105	BERGSMAN, W.
>>>>	MUSIC 313	A	3	M W F	930-1020	MUS 213	MUSIC BEFORE 1750 ENTRY CARDS MUS 105	TARICANI, J.

H=HONORS # = PERMISSION SIGNATURE \* = NEW COURSE (SEE FRONT OF TIME SCHEDULE)  
 >>>> ENROLLMENT IN THIS SECTION IS LIMITED AND STUDENTS MUST OBTAIN ENTRY CARDS. THE SCHEDULE LINE NUMBER IS PRINTED ON THE ENTRY CARD AND MUST BE MARKED ON THE OF-SCAN REGISTRATION FORM. BOTH THE OF-SCAN FORM AND CARD MUST BE TURNED IN TO REGISTER.

>>>>	MUSIC 461	A	1	TH	330-420	* *	ADV PIANO ENSEMBLE ENTRY CARDS MUS 105 MAJORS ONLY	ODDAN, N.
>>>>	MUSIC 465	A	2	T	900-1020	* *	Duo-Sonata REPTOIRE ENTRY CARDS MUS 105	COLLIER, K.
>>>>	MUSIC 469	A	1	ARR	-	* *	BARDQUE CHAMBER ENS ENTRY CARDS MUS 105	TERRY, C.
>>>>	MUSIC 470	A	3	M W F	230-320	MUS 223	THEORIES-TONAL ENTRY CARDS MUS 105	RAHN, J.
>>>>	MUSIC 476	A	2	ARR	-	* *	ADV VOC REPERTOIRE ENTRY CARDS MUS 105	HOKANSON, R.
>>>>	MUSIC 479	A	1	ARR	-	* *	SENIOR RECITAL ENTRY CARDS MUS 105	FEIST, R.
>>>>	MUSIC 480	A	1	ARR	-	* *	SINFONIETTA ENTRY CARDS MUS 105	FEIST, R.
>>>>	MUSIC 481	A	1	ARR	-	* *	CHAMBER MUSIC ENTRY CARDS MUS 105	HOKANSON, R.
>>>>	MUSIC 481	B	1	ARR	-	* *	ENTRY CARDS MUS 105 GRADUATE STUDENTS IN ACCOMPANYING ONLY	HOKANSON, R.
>>>>	MUSIC 482	A	2	M W F	330-520	MUS 154	OPERA THEATRE ENTRY CARDS MUS 105	TARICANI, J.
>>>>	MUSIC 483	A	1	M	330-520	MUS 212	COLLEGIUM MUSICUM ENTRY CARDS MUS 105	SMITH, W.
>>>>	MUSIC 484	A	2	M W	1130-120	MUS 260	CONTEMPORARY GROUP CR/NC ONLY ENTRY CARDS MUS 105	DENPSTER, S.
>>>>	MUSIC 490	A	3	M W F	1130-1220	MUS 223	ORCHESTRATION ENTRY CARDS MUS 105	DENSHOOF, K.
>>>>	MUSIC 491	A	3	ARR	-	* *	COMPOSITION ENTRY CARDS MUS 105 W/MUSIC 191 AN ENTRY CARDS MUS 105	COLLIER, T.
>>>>	MUSIC 491	AN LB	>	F	1230-120	MUS 126	W/MUSIC 191 AN ENTRY CARDS MUS 105	COLLIER, T.
>>>>	MUSIC 492	A	4	M W F	1130-1220	MUS 154	OPERA DIR & PROD ENTRY CARDS MUS 105	TARICANI, J.
>>>>	MUSIC 496	A	1-3	ARR	-	* *	SPEC MUS-ED TOPICS ENTRY CARDS MUS 031A	THONE, D.
>>>>	MUSIC 499	A	VAR	ARR	-	* *	UNDERGRAD RESEARCH ENTRY CARDS MUS 105	BERGSMAN, W.
>>>>	MUSIC 500	A	3	M	1230-220	MUS 212	SEM METH MUS RESRCH ENTRY CARDS MUS 111	BOZARTH, G.
>>>>	MUSIC 501	A	3	T	930-1120	MUS 212	SEM IN MUS ANALYSIS ENTRY CARDS MUS 111	NEUMAN, D.
>>>>	MUSIC 503	A	3	TH	930-1120	MUS 212	SEM IN MUS ANALYSIS ENTRY CARDS MUS 111	CARLSEN, J.
>>>>	MUSIC 509	A	3	M	1030-1220	MUS 027	SHNR 19TH CENT MUS ENTRY CARDS MUS 111	ELLINGSON, T.
>>>>	MUSIC 512	A	3	M	230-500	MUS 027	SHNR ETHNOMUSICOLOGY ENTRY CARDS MUS 064 MUSIC AS A CULTURAL SYSTEM	ELLINGSON, T.
>>>>	MUSIC 514	A	3	T	330-520	MUS 027	PROSEN SYS MUSCOLOGY ENTRY CARDS MUS 111	ELLINGSON, T.
>>>>	MUSIC 531	A	3	T	230-500	MUS 212	PROSHNR IN ETHNO ENTRY CARDS MUS 064	ELLINGSON, T.
>>>>	MUSIC 532	A	4/6	ARR	-	* *	OPERA DIR & PROD ENTRY CARDS MUS 111	SAKATA, L.
>>>>	MUSIC 533	A	5	MTW F TH	1030-1120 1030-1120	MUS 213 MUS 219	PRECEPT READING W/MUSIC 316 A ENTRY CARDS MUS 064	SAKATA, L.
>>>>	MUSIC 551	A	3	ARR	-	* *	PRACTICUM MUS INSTR ENTRY CARDS MUS 111	RAHN, J.
>>>>	MUSIC 559	A	3	ARR	-	* *	MASTERS RECITAL ENTRY CARDS MUS 111	RAHN, J.
>>>>	MUSIC 575	A	3	M	330-520	MUS 212	SEMINAR IN THEORY ENTRY CARDS MUS 111	RAHN, J.

H=HONORS # = PERMISSION SIGNATURE \* = NEW COURSE (SEE FRONT OF TIME SCHEDULE)  
 >>>> ENROLLMENT IN THIS SECTION IS LIMITED AND STUDENTS MUST OBTAIN ENTRY CARDS. THE SCHEDULE LINE NUMBER IS PRINTED ON THE ENTRY CARD AND MUST BE MARKED ON THE OF-SCAN REGISTRATION FORM. BOTH THE OF-SCAN FORM AND CARD MUST BE TURNED IN TO REGISTER.





>>>>	MUSAP 154	A	2-3	>	ARR	-	*	*	TUBA ENTRY CARDS MUS 105	KAPPY,D.
>>>>	MUSAP 155	A	2-3	>	ARR	-	*	*	HARP ENTRY CARDS MUS 105	VOKLEK,P.
>>>>	MUSAP 156	A	2-3	>	ARR	-	*	*	PERCUSSION ENTRY CARDS MUS 105	COLLIER,T.
>>>>	MUSAP 157	A	2-3	>	ARR	-	*	*	HARPSICHRD ENTRY CARDS MUS 105	TERRY,C.
>>>>	MUSAP 157	B	2-3	>	ARR	-	*	*	ENTRY CARDS MUS 105	MARTIN,L.
>>>>	MUSAP 160	A	3-4	>	ARR	-	*	*	PIANO ENTRY CARDS MUS 105	COLLIER,K.
>>>>	MUSAP 160	B	3-4	>	ARR	-	*	*	ENTRY CARDS MUS 105	RAFOLS,A.
>>>>	MUSAP 160	C	3-4	>	ARR	-	*	*	ENTRY CARDS MUS 105	ODDAN,N.
>>>>	MUSAP 160	D	3-4	>	ARR	-	*	*	ENTRY CARDS MUS 105	MOXANSON,R.H.
>>>>	MUSAP 160	E	3-4	>	ARR	-	*	*	ENTRY CARDS MUS 105	MOORE,J.T.
>>>>	MUSAP 161	A	3-4	>	ARR	-	*	*	VIOLIN-VIOLA ENTRY CARDS MUS 105	ZSICHONDY,D.
>>>>	MUSAP 161	B	3-4	>	ARR	-	*	*	ENTRY CARDS MUS 105	SOXOL,V.
>>>>	MUSAP 161	C	3-4	>	ARR	-	*	*	ENTRY CARDS MUS 105	SCHOTTEN,Y.
>>>>	MUSAP 161	D	3-4	>	ARR	-	*	*	ENTRY CARDS MUS 105	
>>>>	MUSAP 162	A	3-4	>	ARR	-	*	*	VOICE ENTRY CARDS MUS 105	PAGLIALUNGA
>>>>	MUSAP 162	B	3-4	>	ARR	-	*	*	ENTRY CARDS MUS 105	ALAVEDRA,M.
>>>>	MUSAP 162	C	3-4	>	ARR	-	*	*	ENTRY CARDS MUS 105	GUARRERA,F.
>>>>	MUSAP 162	D	3-4	>	ARR	-	*	*	ENTRY CARDS MUS 105	CURTIS-VERNA
>>>>	MUSAP 163	A	3-4	>	ARR	-	*	*	VIOLONCELLO ENTRY CARDS MUS 105	SAKS,T.
>>>>	MUSAP 164	A	3-4	>	ARR	-	*	*	DOUBLE BASS ENTRY CARDS MUS 105	HARNETT,J.
>>>>	MUSAP 165	A	3-4	>	ARR	-	*	*	ORGAN ENTRY CARDS MUS 105	TERRY,C.
>>>>	MUSAP 166	A	3-4	>	ARR	-	*	*	FLUTE ENTRY CARDS MUS 105	SKODRNEK,F.
>>>>	MUSAP 167	A	3-4	>	ARR	-	*	*	OBDE ENTRY CARDS MUS 105	STORCH,L.
>>>>	MUSAP 168	A	3-4	>	ARR	-	*	*	CLARINET ENTRY CARDS MUS 105	MC COLL,N.
>>>>	MUSAP 169	A	2-4	>	ARR	-	*	*	BASSOON ENTRY CARDS MUS 105	GROSSMAN,A.J.
>>>>	MUSAP 170	A	3-4	>	ARR	-	*	*	SAXOPHONE ENTRY CARDS MUS 105	JESSEN,J.
>>>>	MUSAP 171	A	3-4	>	ARR	-	*	*	HORN ENTRY CARDS MUS 105	KAPPY,D.
>>>>	MUSAP 172	A	3-4	>	ARR	-	*	*	TRUMPET ENTRY CARDS MUS 105	CUNNING,R.H.
>>>>	MUSAP 173	A	3-4	>	ARR	-	*	*	TROMBONE ENTRY CARDS MUS 105	DENPSTER,S.
>>>>	MUSAP 174	A	3-4	>	ARR	-	*	*	TUBA ENTRY CARDS MUS 105	KAPPY,D.
>>>>	MUSAP 175	A	3-4	>	ARR	-	*	*	HARP ENTRY CARDS MUS 105	VOKLEK,P.
>>>>	MUSAP 176	A	3-4	>	ARR	-	*	*	PERCUSSION ENTRY CARDS MUS 105	COLLIER,T.
>>>>	MUSAP 177	A	3-4	>	ARR	-	*	*	HARPSICHRD ENTRY CARDS MUS 105	TERRY,C.
>>>>	MUSAP 239	A	2	>	ARR	-	*	*	SECONDARY PIANO ENTRY CARDS MUS 105	COLLIER,K.
>>>>	MUSAP 240	A	2-3	>	ARR	-	*	*	PIANO ENTRY CARDS MUS 105	RAFOLS,A.
>>>>	MUSAP 240	B	2-3	>	ARR	-	*	*	ENTRY CARDS MUS 105	CODAN,N.
>>>>	MUSAP 240	C	2-3	>	ARR	-	*	*	ENTRY CARDS MUS 105	MOXANSON,R.H.
>>>>	MUSAP 240	D	2-3	>	ARR	-	*	*	ENTRY CARDS MUS 105	MOORE,J.T.
>>>>	MUSAP 240	E	2-3	>	ARR	-	*	*	ENTRY CARDS MUS 105	
>>>>	MUSAP 240	F	2-3	>	ARR	-	*	*	ENTRY CARDS MUS 105	
>>>>	MUSAP 240	G	2-3	>	ARR	-	*	*	ENTRY CARDS MUS 105	
>>>>	MUSAP 241	A	2-3	>	ARR	-	*	*	VIOLIN-VIOLA ENTRY CARDS MUS 105	ZSICHONDY,D.
>>>>	MUSAP 241	B	2-3	>	ARR	-	*	*	ENTRY CARDS MUS 105	SOXOL,V.
>>>>	MUSAP 241	C	2-3	>	ARR	-	*	*	ENTRY CARDS MUS 105	SCHOTTEN,Y.
>>>>	MUSAP 241	D	2-3	>	ARR	-	*	*	ENTRY CARDS MUS 105	

H=HONORS #= "PERMISSION SIGNATURE" N=NEW COURSE (SEE FRONT OF THIS SCHEDULE)  
 >>> ENROLLMENT IN THIS SECTION IS LIMITED, AND STUDENTS MUST OBTAIN ENTRY CARDS. THE SCHEDULE LINE NUMBER IS PRINTED ON THE ENTRY CARD AND MUST BE MARKED ON THE OP-SCAN REGISTRATION FORM. BOTH THE OP-SCAN FORM AND CARD MUST BE TURNED IN TO REGISTER.

>>>>	MUSAP 268	A	3-4	>	ARR	-	*	*	CLARINET ENTRY CARDS MUS 105	MC COLL,N.
>>>>	MUSAP 269	A	3-4	>	ARR	-	*	*	BASSOON ENTRY CARDS MUS 105	GROSSMAN,A.J.
>>>>	MUSAP 270	A	3-4	>	ARR	-	*	*	SAXOPHONE ENTRY CARDS MUS 105	JESSEN,J.
>>>>	MUSAP 271	A	3-4	>	ARR	-	*	*	HORN ENTRY CARDS MUS 105	KAPPY,D.
>>>>	MUSAP 272	A	3-4	>	ARR	-	*	*	TRUMPET ENTRY CARDS MUS 105	CUNNING,R.
>>>>	MUSAP 273	A	3-4	>	ARR	-	*	*	TROMBONE ENTRY CARDS MUS 105	DENPSTER,S.
>>>>	MUSAP 274	A	3-4	>	ARR	-	*	*	TUBA ENTRY CARDS MUS 105	KAPPY,D.
>>>>	MUSAP 275	A	3-4	>	ARR	-	*	*	HARP ENTRY CARDS MUS 105	VOKLEK,P.
>>>>	MUSAP 276	A	3-4	>	ARR	-	*	*	PERCUSSION ENTRY CARDS MUS 105	COLLIER,T.
>>>>	MUSAP 277	A	3-4	>	ARR	-	*	*	HARPSICHRD ENTRY CARDS MUS 105	TERRY,C.
>>>>	MUSAP 340	A	2-3	>	ARR	-	*	*	PIANO ENTRY CARDS MUS 105	COLLIER,K.
>>>>	MUSAP 340	B	2-3	>	ARR	-	*	*	ENTRY CARDS MUS 105	RAFOLS,A.
>>>>	MUSAP 340	C	2-3	>	ARR	-	*	*	ENTRY CARDS MUS 105	ODDAN,N.
>>>>	MUSAP 340	D	2-3	>	ARR	-	*	*	ENTRY CARDS MUS 105	MOXANSON,R.H.
>>>>	MUSAP 340	E	2-3	>	ARR	-	*	*	ENTRY CARDS MUS 105	MOORE,J.T.
>>>>	MUSAP 340	F	2-3	>	ARR	-	*	*	ENTRY CARDS MUS 105	
>>>>	MUSAP 340	G	2-3	>	ARR	-	*	*	ENTRY CARDS MUS 105	
>>>>	MUSAP 341	A	2-3	>	ARR	-	*	*	VIOLIN-VIOLA ENTRY CARDS MUS 105	ZSICHONDY,D.
>>>>	MUSAP 341	B	2-3	>	ARR	-	*	*	ENTRY CARDS MUS 105	SOXOL,V.
>>>>	MUSAP 341	C	2-3	>	ARR	-	*	*	ENTRY CARDS MUS 105	SCHOTTEN,Y.
>>>>	MUSAP 341	D	2-3	>	ARR	-	*	*	ENTRY CARDS MUS 105	
>>>>	MUSAP 342	A	2-3	>	ARR	-	*	*	VOICE ENTRY CARDS MUS 105	PAGLIALUNGA
>>>>	MUSAP 342	B	2-3	>	ARR	-	*	*	ENTRY CARDS MUS 105	ALAVEDRA,M.
>>>>	MUSAP 342	C	2-3	>	ARR	-	*	*	ENTRY CARDS MUS 105	GUARRERA,F.
>>>>	MUSAP 342	D	2-3	>	ARR	-	*	*	ENTRY CARDS MUS 105	CURTIS-VERNA
>>>>	MUSAP 342	E	2-3	>	ARR	-	*	*	ENTRY CARDS MUS 105	
>>>>	MUSAP 342	F	2-3	>	ARR	-	*	*	ENTRY CARDS MUS 105	
>>>>	MUSAP 343	A	2-3	>	ARR	-	*	*	VIOLONCELLO ENTRY CARDS MUS 105	SAKS,T.
>>>>	MUSAP 344	A	2-3	>	ARR	-	*	*	DOUBLE BASS ENTRY CARDS MUS 105	HARNETT,J.F.
>>>>	MUSAP 345	A	2-3	>	ARR	-	*	*	ORGAN ENTRY CARDS MUS 105	TERRY,C.
>>>>	MUSAP 345	B	2-3	>	ARR	-	*	*	ENTRY CARDS MUS 105	MARTIN,L.
>>>>	MUSAP 346	A	2-3	>	ARR	-	*	*	FLUTE ENTRY CARDS MUS 105	SKODRNEK,F.
>>>>	MUSAP 347	A	2-3	>	ARR	-	*	*	OBDE ENTRY CARDS MUS 105	STORCH,L.
>>>>	MUSAP 348	A	2-3	>	ARR	-	*	*	CLARINET ENTRY CARDS MUS 105	MC COLL,N.
>>>>	MUSAP 349	A	2-3	>	ARR	-	*	*	BASSOON ENTRY CARDS MUS 105	GROSSMAN,A.J.
>>>>	MUSAP 350	A	2-3	>	ARR	-	*	*	SAXOPHONE ENTRY CARDS MUS 105	JESSEN,J.
>>>>	MUSAP 351	A	2-3	>	ARR	-	*	*	HORN ENTRY CARDS MUS 105	KAPPY,D.
>>>>	MUSAP 352	A	2-3	>	ARR	-	*	*	TRUMPET ENTRY CARDS MUS 105	CUNNING,R.H.
>>>>	MUSAP 353	A	2-3	>	ARR	-	*	*	TROMBONE ENTRY CARDS MUS 105	DENPSTER,S.
>>>>	MUSAP 354	A	2-3	>	ARR	-	*	*	TUBA ENTRY CARDS MUS 105	KAPPY,D.
>>>>	MUSAP 355	A	2-3	>	ARR	-	*	*	HARP ENTRY CARDS MUS 105	VOKLEK,P.

H=HONORS #= "PERMISSION SIGNATURE" N=NEW COURSE (SEE FRONT OF THIS SCHEDULE)  
 >>> ENROLLMENT IN THIS SECTION IS LIMITED, AND STUDENTS MUST OBTAIN ENTRY CARDS. THE SCHEDULE LINE NUMBER IS PRINTED ON THE ENTRY CARD AND MUST BE MARKED ON THE OP-SCAN REGISTRATION FORM. BOTH THE OP-SCAN FORM AND CARD MUST BE TURNED IN TO REGISTER.



Table of course entries for music classes, including course numbers (e.g., MUSAP 442), section numbers (D, E, F), levels (2-3), instructors (e.g., CURTIS-VEVMA, SAKS,T.), and descriptions (e.g., ENTRY CARDS MUS 105).

Table of course entries for music classes, including course numbers (e.g., MUSAP 596), section numbers (A, B, C, D, E), levels (3), instructors (e.g., COLLIER,T., TERRY,C.), and descriptions (e.g., PERCUSSION ENTRY CARDS MUS 111).

#=HONORS @="PERMISSION SIGNATURE"

%=NEW COURSE (SEE FRONT OF TIME SCHEDULE)

>>> ENROLLMENT IN THIS SECTION IS LIMITED, AND STUDENTS MUST OBTAIN ENTRY CARDS. THE SCHEDULE LINE NUMBER IS PRINTED ON THE ENTRY CARD AND MUST BE MARKED ON THE OPSCAN REGISTRATION FORM. BOTH THE OPSCAN FORM AND CARD MUST BE TURNED IN TO REGISTER.

#=HONORS @="PERMISSION SIGNATURE"

%=NEW COURSE (SEE FRONT OF TIME SCHEDULE)

>>> ENROLLMENT IN THIS SECTION IS LIMITED, AND STUDENTS MUST OBTAIN ENTRY CARDS. THE SCHEDULE LINE NUMBER IS PRINTED ON THE ENTRY CARD AND MUST BE MARKED ON THE OPSCAN REGISTRATION FORM. BOTH THE OPSCAN FORM AND CARD MUST BE TURNED IN TO REGISTER.

# COLLEGE OF ARTS AND SCIENCES

Sched. Line No.	DEPARTMENT	COURSE TERM	SECTION	CREDITS	H P R M W S	TIME		LOCATION	TITLE AND REMARKS	INSTRUCTOR
						Day	Hour			

>>>>	MUSAP	502	A	3	>	ARR	-		VOICE ENTRY CARDS MUS 111	FAGLIAUNGA
>>>>	MUSAP	502	B	3	>	ARR	-		ENTRY CARDS MUS 111	ALAVEDRA, H.
>>>>	MUSAP	502	C	3	>	ARR	-		ENTRY CARDS MUS 111	GUARRERA, F.
>>>>	MUSAP	502	D	3	>	ARR	-		ENTRY CARDS MUS 111	CURTISVERNA
>>>>	MUSAP	503	A	3	>	ARR	-		VIOLONCELLO ENTRY CARDS MUS 111	SAKS, T.
>>>>	MUSAP	504	A	3	>	ARR	-		DOUBLE BASS ENTRY CARDS MUS 111	HARNETT, J. F.
>>>>	MUSAP	505	A	3	>	ARR	-		ORGAN ENTRY CARDS MUS 111	TERRY, C.
>>>>	MUSAP	506	A	3	>	ARR	-		FLUTE ENTRY CARDS MUS 111	SKOHRDNEK, F.
>>>>	MUSAP	507	A	3	>	ARR	-		OBOE ENTRY CARDS MUS 111	STORCH, L.
>>>>	MUSAP	508	A	3	>	ARR	-		CLARINET ENTRY CARDS MUS 111	MC COLL, W.
>>>>	MUSAP	509	A	3	>	ARR	-		BASSOON ENTRY CARDS MUS 111	GROSSMAN, A.
>>>>	MUSAP	590	A	3	>	ARR	-		SAXOPHONE ENTRY CARDS MUS 111	JESSEN, J.
>>>>	MUSAP	591	A	3	>	ARR	-		HORN ENTRY CARDS MUS 111	KAPPY, D.
>>>>	MUSAP	592	A	3	>	ARR	-		TRUMPET ENTRY CARDS MUS 111	CUMHINGS, R.
>>>>	MUSAP	593	A	3	>	ARR	-		TROMBONE ENTRY CARDS MUS 111	DEMPSTER, S.
>>>>	MUSAP	594	A	3	>	ARR	-		TUBA ENTRY CARDS MUS 111	KAPPY, D.
>>>>	MUSAP	595	A	3	>	ARR	-		HARP ENTRY CARDS MUS 111	VOZOLEK, P.
>>>>	MUSAP	596	A	3	>	ARR	-		PERCUSSION ENTRY CARDS MUS 111	COLLIER, T.
>>>>	MUSAP	597	A	3	>	ARR	-		HARPSICHORD ENTRY CARDS MUS 111	TERRY, C.

## NEAR EASTERN LANGUAGES AND LITERATURE

* ENTRY CARDS AVAILABLE IN DEN 2298										
1780	NE	210	A	5		MTWTF	1130-1220	DEN 315	ISLAMIC CULTURE	SIDDIQ, H.
1789	NE	425	A	3		M W F	1030-1120	DEN 311	MOD NE LIT & CRIT	SIDDIQ, H.
>>>>	NE	490	A	1-6	>	ARR	-		SUPERVISED STUDY	
>>>>	NE	499	A	1-6	>	ARR	-		UNDERGRAD RESEARCH	
1792	NE	520	A	3		F	330-520	DEK 215	SNRN NEAR EAST CIVL PRORITY DEPT MAJORS	HEER, M.
1793	NE	520	B	3		M	320-520	DEK 215	PRIORITY DEPT MAJORS	ZIADEN, F.
>>>>	NE	530	A	3	>	F	230-420	DEK 312	SNRN NEAR EAST LIT PRORITY DEPT MAJORS	MALLON, E.
>>>>	NE	530	B	3	>	M	230-420	DEK 312	PRIORITY DEPT MAJORS	ANDREWS, W.
>>>>	NE	600	A	VAR	>	ARR	-		INDEPHDNT STDY/RSCH	

## ARABIC

* ENTRY CARDS AVAILABLE IN DEN 2298										
1797	ARAB	101	A	5		M W F	930-1020	DEN 217	ELEN ARABIC W/ARAB 471 A NO AUDITORS	SIDDIQ, H.
1798	ARAB	101	AA Q2			T TH	930-1020	DEN 310	NO AUDITORS	HALLAG, C.
1799	ARAB	101	AB Q2			T TH	1130-1220	DEK 310	NO AUDITORS	HALLAG, C.

Sched. Line No.	DEPARTMENT	COURSE TERM	SECTION	CREDITS	H P R M W S	TIME		LOCATION	TITLE AND REMARKS	INSTRUCTOR
						Day	Hour			

>>>>	PRSAN	490	A	1-6	>	ARR	-		SUPERVISED STUDY	LORAIN, W.
>>>>	PRSAN	499	A	1-6	>	ARR	-		UNDERGRAD RESEARCH	
>>>>	PRSAN	600	A	VAR	>	ARR	-		INDEPHDNT STDY/RSCH	LORAIN, W.
<b>TURKISH</b>										
* ENTRY CARDS AVAILABLE IN DEN 2298										
1629	TKISH	101	A	5		M W F	830-1020	DEN 215	ELEMENTARY TURKISH NO AUDITORS	ANDREWS, W.
1030	TKISH	201	A	5		ARR	-		INTERMED TURKISH PRIORITY DEPT MAJORS NO AUDITORS	ANDREWS, W.
>>>>	TKISH	471	A	3	>	M W F	830-1020	DEN 215	TURK SECDN N E LANG W/TKISH 101 A GRADUATE STANDING	ANDREWS, W.
>>>>	TKISH	474	A	3	>	ARR	-		TKSH 2ND NE LANG-2 W/TKISH 201 A PRIORITY DEPT MAJORS GRADUATES ONLY	ANDREWS, W.
>>>>	TKISH	490	A	1-6	>	ARR	-		SUPERVISED STUDY	
>>>>	TKISH	499	A	1-6	>	ARR	-		UNDERGRAD RESEARCH	
>>>>	TKISH	600	A	VAR	>	ARR	-		INDEPHDNT STDY/RSCH	

## HUMAN NUTRITION, DIETETICS, AND FOODS

* NUTR STUDENTS-SOCIAL SENSITIVITY IN HEALTH CARE - IS OFFERED UNDER UCDNJ LISTING AS 490										
2686	NUTR	301	A	3		M W F	1230-120	HSE 1733	NUTR & NURSING NURSING STDNT PRIORITY	MORTHINGTON
2687	NUTR	321	A	5		M W F	900-1020	SPI 102	NUTRITION PRIORITY DEPT MAJORS	CHILDS HONSEN
2688	NUTR	340	A	5		T TH	1030-1120	RAI 327	FOODS I PRIORITY DEPT MAJORS	MARTINSEN
2689	NUTR	340	AN LB			M W F	1030-1220	RAI 230	PRIORITY DEPT MAJORS	MARTINSEN KARKECK
2690	NUTR	341	A	3		M W	1130-1220	RAI 121	FOODS II PRIORITY DEPT MAJORS	JOHNSON
2691	NUTR	341	AN LB			T	1230-220	RAI 230	PRIORITY DEPT MAJORS	JOHNSON KARKECK
2692	NUTR	341	AD LB			TH	1220-220	RAI 230	PRIORITY DEPT MAJORS	JOHNSON KARKECK
2693	NUTR	400	A	3		M W F	1130-1220	CML 332	FOOD AND PEOPLE PRIORITY DEPT MAJORS	YAMAKAKA
>>>>	NUTR	439	A	VAR	>	ARR	-		SPEC PRB NUTRITION ENTRY CARDS RAI 305H	
>>>>	NUTR	459	A	VAR	>	ARR	-		SPEC PRB FOODS ENTRY CARDS RAI 305H	
2696	NUTR	460	A	3		T TH	800-920	RAI 121	CL DIET THERAPY PRIORITY DEPT MAJORS	KARKECK
>>>>	NUTR	466	A	5	>	M W T TH F	900-300 1020-1120 900-200	RAI 318 RAI 318 RAI 318	CLIN DIET EXP ENTRY CARDS RAI 305H DIETETIC STUDENTS ONLY CONCUR REGIST IN NUTR 460 A REQUIRED.	POLAND BUEGEL
>>>>	NUTR	479	A	VAR	>	ARR	-		SPEC PRB DIETETICS CR/NC ONLY ENTRY CARDS RAI 305H	BUERGEL
>>>>	NUTR	500	A	1	>	TH	1130-1220	RAI 318	GRAD SEMINAR CR/NC ONLY ENTRY CARDS RAI 305	HONSEN
2900	NUTR	521	A	3		T TH	110-300	RAI 121	LIPID NUTRITION PRIORITY DEPT MAJORS	HONSEN CHILDS

1800	ARAB 111 A	5	MTWTF	1130-1220	DEN 311	EASTERN ARABIC NO AUDITORS	ZIADEH,F. MALLAQ,M.
1801	ARAB 201 A	5	MTWTF	1030-1120	DEN 217	INTERMED ARABIC W/ARAB 474 A NO-AUDITORS PRIORITY DEPT MAJORS	HEER,N.
1802	ARAB 300 A	3	M F	230-320	DEM 215	ADV MODERN ARABIC PRIORITY DEPT MAJORS	ZIADEH,F.
1803	ARAB 401 A	3	M M F	120-220	DEA 215	ADAB PROSE JAMIZ PRIORITY DEPT MAJORS	ZIADEH,F.
1804	ARAB 414 A	3	M M F	230-320	DEN 311	ISLAMIC PHIL LIT PRIORITY DEPT MAJORS	HEER,N.
>>>>	ARAB 471 A	3	M M F	930-1020	DEA 217	ARAB SECND N E LANG W/ARAB 201 A GRADUATE STANDING	SIDDIQ,M.
>>>>	ARAB 474 A	3	M M F	1030-1120	DEK 217	ARAB 2ND NE LANG 2 W/ARAB 201 A GRADUATES STAND IN PRIORITY DEPT MAJORS	HEER,N.
>>>>	ARAB 490 A	1-6	ARR	-	*	SUPERVISED STUDY	
>>>>	ARAB 499 A	1-6	ARR	-	*	UNDERGRAD RESEARCH	
>>>>	ARAB 600 A	VAR	ARR	-	*	INDEPMONT STDY/RSCH	

### HEBREW

\* ENTRY CARDS AVAILABLE IN DEN 229B

1810	HEBR 101 A	5	M M F	930-1020	DEN 205	ELEMENTARY HEBREW W/HEBR 471 A NO AUDITORS	FRADKIN,R.
1811	HEBR 101 AA QZ		T TH	1050-1120	DEN 310	NO AUDITORS	FRADKIN,R.
1812	HEBR 101 AB QZ		T TH	930-1020	DEN 302	NO AUDITORS	FRADKIN,R.
1813	HEBR 201 A	5	MTWTF	1030-1120	DEN 215	INTERMEDIATE HEBREW W/HEBR 474 A NO AUDITORS	MALLON,E. FRADKIN,R.
1814	HEBR 311 A	3	M M F	1130-1220	DEN 215	NO HEBR LITERATURE	FRADKIN,R.
1815	HEBR 411 A	3	M M F	1130-1220	DEN 302	CLASS HEBR POETRY PRIORITY DEPT MAJORS	MALLON,E.
>>>>	HEBR 471 A	3	M M F	930-1020	DEN 205	HEBR SECND N E LANG W/HEBR 101 A GRADUATE STANDING	FRADKIN,R.
>>>>	HEBR 474 A	3	M M F	1030-1120	DEN 215	HEBR 2ND N E LANG.2 W/HEBR 201 A PRIORITY DEPT MAJORS GRADUATES ONLY	MALLON,E.
>>>>	HEBR 490 A	1-6	ARR	-	*	SUPERVISED STUDY	
>>>>	HEBR 499 A	1-6	ARR	-	*	UNDERGRAD RESEARCH	
>>>>	HEBR 600 A	VAR	ARR	-	*	INDEPMONT STDY/RSCH	

### PERSIAN

\* ENTRY CARDS AVAILABLE IN DEN 229B

1821	PRSAM 101 A	5	MTWTF	930-1020	DEN 206	ELEMENTARY PERSIAN W/PRSAN 471 A NO AUDITORS	LORAIN,E.,M.B.
1822	PRSAN 201 A	5	MTWTF	1030-1120	DEN 213	INTERMED PERSIAN W/PRSAN 474 A PRIORITY DEPT MAJORS NO AUDITORS	LORAIN,E.,M.B.
>>>>	PRSAN 401 A	3	M M F	130-220	PAR 135	SA OF PRIORITY DEPT MAJORS	LORAIN,E.
>>>>	PRSAN 471 A	3	MTWTF	930-1020	DEN 206	PRSN SECND N F LANG. W/PRSAN 101 A GRADUATE STANDING	LORAIN,E.,M.B.
>>>>	PRSAN 474 A	3	MTWTF	1030-1120	DEN 213	PRSN 2ND NE LANG.2 W/PRSAN 201 A PRIORITY DEPT MAJORS GRADUATES ONLY	LORAIN,E.,M.B.

H-HONORS # - "PERMISSION SIGNATURE" \* - NEW COURSE (SEE FRONT OF THIS SCHEDULE)  
>>> ENROLLMENT IN THIS SECTION IS LIMITED, AND STUDENTS MUST OBTAIN ENTRY CARDS. THE SCHEDULE LINE NUMBER IS PRINTED ON THE ENTRY CARD AND MUST BE MARKED ON THE OP-SCAN REGISTRATION FORM, BOTH THE OP-SCAN FORM AND CARD MUST BE TURNED IN TO REGISTER.

2901	MUTR 526 A	3	M	330-500	MSB 1359	MATERNAL AND INFANT PLUS 1 1/2 HOURS * PRIORITY DEPT MAJORS	NORTHINGTON RDLAND
>>>>	MUTR 530 A	6	T	1000-1200 200-400	UMH 01102 UNP 01102	CLN NTR HNDCP CHLD ENTRY CARDS CDC 404 PLUS TIME *	PIEPS NORTHINGTON TRAHMS NARAN LUCAS
>>>>	MUTR 532 A	2-12	ARR	-	*	FLODK PUB HLTH NUTR ENTRY CARDS RAI 305	JOHNSON
>>>>	MUTR 539 A	3	ARR	-	*	SENTHAR-NUTRITION ENTRY CARDS RAI 305	YAMANAKA
>>>>	MUTR 600 A	VAR	ARR	-	*	INDEPMONT STDY/RSCH CR/NC ONLY ENTRY CARDS RAI 305	
>>>>	MUTR 700 A	VAR	ARR	-	*	MASTERS THESIS CR/NC ONLY ENTRY CARDS RAI 305	

## OCEANOGRAPHY

OCEANOGRAPHY 101, SEE COLLEGE OF OCEAN AND FISHERY SCIENCES

## PHILOSOPHY

3761	PHIL 100 A	5	M M F	930-1020	ANC 223	INTRO TO PHILOSOPHY	DIETRICHSON
3762	PHIL 100 AA QZ		T TH	830-920	PAR 203		
3763	PHIL 100 AB QZ		T TH	930-1020	PHY 152		
3764	PHIL 100 AC QZ		T TH	930-1020	SMS 038		
3765	PHIL 100 AD QZ		T TH	1030-1120	PAR 206		
3766	PHIL 100 B	5	M M F	1130-1220	CNU 120		MARKS
3767	PHIL 100 BA QZ		T TH	1030-1120	PAR 110		
3768	PHIL 100 BB QZ		T TH	1130-1220	SAV 142		
3769	PHIL 100 BC QZ		T TH	1130-1220	PAR 203		
3770	PHIL 100 BD QZ		T TH	1230-120	PAR 203		
3771	PHIL 110 U	5	T TH	700-920 PM	DEA 216	INTR SOC & POL PHIL	
3772	PHIL 114 A	5	M M F	1130-1220	CHN 201	PHIL ISSUES IN LAW	MOORE
3773	PHIL 114 AA QZ		T TH	1050-1120	CLK 120		
3774	PHIL 114 AB QZ		T TH	1130-1220	PAP 306		
3775	PHIL 114 AC QZ		T TH	1130-1220	PAR 309		
3776	PHIL 114 AD QZ		T TH	130-220	PAR 309		
3777	PHIL 115 A	5	M M F	1030-1120	MLR 301	PRACTICAL REASONING	POTTER
3778	PHIL 115 AA QZ		T TH	830-920	PAR 206		
3779	PHIL 115 AB QZ		T TH	930-1020	SMS 032		
3780	PHIL 115 AC QZ		T TH	1030-1120	MLR 316		
3781	PHIL 115 AD QZ		T TH	1030-1120	PAR 306		
3782	PHIL 120 A	5	M M F	930-1020	SAV 239	INTRO TO LOGIC	BONJOUR
3783	PHIL 120 AA QZ		T TH	830-920	PAR 212		
3784	PHIL 120 AB QZ		T TH	930-1020	BLP 311		
3785	PHIL 120 AC QZ		T TH	1030-1120	BLP 206		
3786	PHIL 120 AD QZ		T TH	930-1020	PHY 154		
3787	PHIL 120 AE QZ		T TH	1030-1120	PAR 203		
3788	PHIL 120 AF QZ		T TH	1130-1220	SAV 209		
3789	PHIL 120 G	5	M M F	1020-1120	SHI 205		RICHARD
3790	PHIL 120 BA QZ		T TH	930-1020	PAR 306		
3791	PHIL 120 BB QZ		T TH	1020-1120	CLK 220		
3792	PHIL 120 BC QZ		T TH	1030-1120	SAV 149		
3793	PHIL 120 BD QZ		T TH	1130-1220	PAP 222		
3794	PHIL 160 A	5	MTWTF	1230-120	SHI 211	HIST INTRO PHIL SCI	CLATTERBAUGH
3795	PHIL 267 A	5	MTWTF	1130-1220	SAV 249	INTRO PHIL OF RELIG	DIETRICHSON
3796	PHIL 320 A	5	MTWTF	1030-1120	SAV 243	ANCIENT PHILOSOPHY	COHEN
3797	PHIL 344 A	5	MTWTF	1130-1220	SAV 132	HIST RECENT ETHICS	RICHMAN
3798	PHIL 347 A	3	M M F	1230-120	PAR 221	PHIL IN LITERATURE CR/NC ONLY	NISHALANI
3799	PHIL 370 A	5	MTWTF	1230-120	SAV 343	INTERMEDIATE LOGIC	RICHARD
3800	PHIL 386 A	5	MTWTF	130-220	SAV 149	INTRO INDIA PHIL W/SISSA 386 A	POTTER
3801	PHIL 410 A	3	M M F	1230-120	DEN 205	SOCIAL PHILOSOPHY	COBURN
3802	PHIL 415 A	5	MTWTF	130-220	PAR 221	CHINESE PHILOSOPHY	BLACK
3803	PHIL 430 A	5	MTWTF	130-220	PAR 212	PHILOSOPHY OF KANT	BONJOUR
3804	PHIL 456 A	3	M M F	930-1020	PAR 306	METAPHYSICS	COBURN
>>>>	PHIL 484 A	1-5	ARR	-	*	READING IN PHILOS ENTRY CARDS SAV 349	

H-HONORS # - "PERMISSION SIGNATURE" \* - NEW COURSE (SEE FRONT OF THIS SCHEDULE)  
>>> ENROLLMENT IN THIS SECTION IS LIMITED, AND STUDENTS MUST OBTAIN ENTRY CARDS. THE SCHEDULE LINE NUMBER IS PRINTED ON THE ENTRY CARD AND MUST BE MARKED ON THE OP-SCAN REGISTRATION FORM, BOTH THE OP-SCAN FORM AND CARD MUST BE TURNED IN TO REGISTER.



3909	PHYS 131	ZU	1		H	7C0-950 PA	PHY 409		
3910	PHYS 131	ZV	1		T	7C0-950 PA	PHY 409		
3911	PHYS 132	ZA	1			TH 1230-320	PHY 409	EXPTL PHYSICS	
3912	PHYS 132	ZU	1			TH 7C0-950 PA	PHY 409		
3913	PHYS 207	A	3		H	M F 1030-1120	PHY 314	PHYS OF MUSIC	WILLIAMS
>>>>	PHYS 210	A	5		M	W F 930-1120	PHY 301	INTERMED PHYS	MC DERMOTT,L
>>>>	PHYS 210	B	5		M	W F 930-1120	PHY 301	ENTRY CARDS PHY 304A EGP STUDENTS ONLY	MC DERMOTT,L
3916	PHYS 214	A	3		M	W F 120-220	PHY 314	LIGHT AND COLOR	HALPERN,I.
3917	PHYS 224	A	3		M	W F 930-1020	PHY 314	THERMAL PHYSICS	MC DERMOTT,H
3918	PHYS 225	A	3		M	W F 1250-120	PHY 314	MODERN PHYSICS	FAIN
3919	PHYS 321	A	3		M	W F 870-920	PHY 314	ELECTROMAGNETISM	PETERS
3920	PHYS 324	A	3		M	W F 1030-1120	GUG 404	QUANTUM MECHANICS	SCHICK
>>>>	PHYS 401	A	VAR		ARR	-	* *	SPECIAL PROBLEMS	
>>>>	PHYS 401	B	VAR		H>	ARR	-	ENTRY CARDS PHY 215	
>>>>	PHYS 407	A	5		M	W F 930-1120	PHY 301	PHYSICS FOR TEACHERS	MC DERMOTT,L
>>>>	PHYS 410	A	1-2		ARR	-	* *	SCI INSERVICE TCNRS	MC DERMOTT,L
>>>>	PHYS 411	A	1-4		ARR	-	* *	CR/NC ONLY	MC DERMOTT,L
3926	PHYS 421	A	3		M	W F 930-1020	PHY 154	PHYS SC LEAD TEACH	MC DERMOTT,L
3927	PHYS 424	A	3		M	W F 1120-1220	PHY 314	ENTRY CARDS PHY 304A	
3928	PHYS 431	A	3		T	ARR 830-920	PHY 321	ATOMIC & MOLEC. PHYS	STREIB
3929	PHYS 431	AN LB	3		ARR	-	* *	MATHEMATICAL PHYSICS	BURNETT
>>>>	PHYS 485	A	1		H>	ARR	-	MODERN PHYSICS LAB	VILCHES SWANSON,D. WILSON,J.C.
3931	PHYS 505	A	3		M	W F 830-920	PHY 321	H-SR HONORS SEMINAR	ADELBERGER
3932	PHYS 513	A	4		M	W F 1030-1120	PHY 321	ENTRY CARDS PHY 215	
3933	PHYS 517	A	4		M	W F 930-1020	PHY 321	MATH METHODS I	ROTHBERG
3934	PHYS 520	A	4		M	W F 930-1020	PHY 150	ELECTRMAG & RELTYTY	BOULWARE,D.
3935	PHYS 524	A	3		M	W F 1130-1220	PHY 321	QUANTUM MECHANICS	BAKER
3936	PHYS 527	A	1		M	W F 930-1120	PHY 321	ADV QUANTUM MECH	WILETS
>>>>	PHYS 530	A	VAR		M	330-520	PHY 394	THERMO & STAT MECH	REHR
>>>>	PHYS 531	A	VAR		TH	460-600	PHY 321	CURRENT PROBS PHYS.	LUGATTI
>>>>	PHYS 535	A	VAR		T	330-500	PHY 314	PHYSICS COLLOQUIUM	
>>>>	PHYS 536	A	VAR		T	330-500	PHY 221	CR/NC ONLY	
>>>>	PHYS 537	A	VAR		M	130-300	PHY 321	ENTRY CARDS PHY 215	
>>>>	PHYS 538	A	VAR		F	330-520	PHY 314	SMNR HIGH ENRGY PHYS	
3943	PHYS 543	U	4		M	W F 700-900 PA	PHY 321	CR/NC ONLY	
3944	PHYS 547	A	4		T	TH 700-900 PA	PHY 321	ENTRY CARDS PHY 215	
3945	PHYS 560	A	3		M	W F 1230-120	PHY 321	SMNR NUCLEAR PHYS	
3946	PHYS 567	A	3		M	W F 1030-1120	JHN 009	CR/NC ONLY	
3947	PHYS 576	A	3		M	W F 130-220	DAC 116	ENTRY CARDS PHY 215	
								SMNR COSMIC RAY PHY	
								CR/NC ONLY	
								ENTRY CARDS PHY 215	
								ELECTROMAG WAVES	FORTSON
								RESEARCH ELECTRNICS	
								THRTCL NUCL PHYS	MILLER
								THEORY OF SOLIDS	
								SEL TPC EXPRNTL PHY	STERN
								EXAFS	

H=HONORS # = "PERMISSION SIGNATURE" % = NEW COURSE (SEE FRONT OF TIME SCHEDULE)  
>>> ENROLLMENT IN THIS SECTION IS LIMITED, AND STUDENTS MUST OBTAIN ENTRY CARDS. THE SCHEDULE LINE NUMBER IS PRINTED ON THE ENTRY CARD AND MUST BE MARKED ON THE OP-SCAN REGISTRATION FORM. BOTH THE OP-SCAN FORM AND CARD MUST BE TURNED IN TO REGISTER.

3998	POL S 352	A	5			MTWTHF 1130-1220	THD 125	AMER POL PARTIES	PERETZ
3999	POL S 354	A	5			MTWTHF 1030-1120	THD 135	AN ELECTIONS & VOTE	MC CRONE,D.
4000	POL S 382	A	5			T TH 130-320	SAV 241	POL S 202 RECOMMENDED	
>>>>	POL S 398	A	5		H>	M W 130-320	SAV 151	STATE GOVERNMENT	LUJAN,H.
4002	POL S 406	A	5			MTWTHF 1230-120	SAV 243	SR/JR PRIORITY	
4003	POL S 411	A	5			MTWTHF 930-1020	BAG 260	H-HONORS SEMINAR	MC CANN
4004	POL S 423	A	5			MTWTHF 1130-1220	SAV 216	PLUS 1 HR ARN	
4005	POL S 426	A	5			MTWTHF 930-1020	GUG 405	ENTRY CARDS GWN 107	
4006	POL S 441	A	5			MTWTHF 1030-1120	SMI 304	HARKIAN POL ECONOHY	LEVI
4007	POL S 460	A	5			MTWTHF 1030-1120	SIG 323	ANCIENT POL THOUGHT	HORONITZ,R.
4008	POL S 463	A	5			M W 130-320	SMI 313	SR/JR PRIORITY	
4009	POL S 470	A	5			MTWTHF 1230-120	SAV 241	INTERNATIONAL LAW	ROHN,P.
4010	POL S 485	A	5			M W 130-320	SAV 211	JR/SR PRIORITY	
>>>>	POL S 488	A	5			M 330-520	SMI 109	POL S 203 RECOMMENDED	
>>>>	POL S 496	A	5			ARR -	* *	WORLD POLITICS	MODELSKI,G.
>>>>	POL S 496	B	5			ARR -	* *	W/SIS 426 A	
>>>>	POL S 498	A	15			ARR -	* *	SOVIET UNION-POL	RESHETAR,J.S.
>>>>	POL S 499	A	2-5			ARR -	* *	AM CONST LAW	MC CANN
>>>>	POL S 499	B	2-5			ARR -	* *	AN SOCIAL PROGRAMS	PERETZ
4017	POL S 501	A	3			T 330-520	SAV 153	PUBLIC BUREAUCRACY	GORE,W.
4018	POL S 505	A	5			M W 130-320	SAV 132	URBAN POL ANALYSIS	OLSON
4019	POL S 511	A	5			T TH 130-320	SAV 132	POL S 202 RECOMMENDED	
>>>>	POL S 534	A	3			M 170-320	SMI 113	HONORS SR THESIS	
4021	POL S 550	A	5			T TH 330-520	SAV 132	ENTRY CARDS GWN 107	
>>>>	POL S 570	U	3			M 530-700 PM	SAV 249	CR/NC ONLY	
>>>>	POL S 570	UA	QZ			T 130-320	BLN 415	ENTRY CARDS GWN 107	
>>>>	POL S 570	UB	QZ			T 530-720 PM	SMI 109	WCLA INTERNSHIP	
>>>>	POL S 570	UC	QZ			M 1030-1220	SMI 111	CR/NC ONLY	
>>>>	POL S 570	UD	QZ			TH 130-320	SAV 131	ENTRY CARDS GWN 107	
4027	POL S 597	A	1			M W 330-520	SAV 151	RESEARCH/READINGS	
>>>>	POL S 600	A	VAR			ARR -	* *	ENTRY CARDS GWN 107	
>>>>	POL S 600	B	VAR			ARR -	* *	CR/NC ONLY	
>>>>	POL S 700	A	VAR			ARR -	* *	ENTRY CARDS GWN 107	
>>>>	POL S 700	B	VAR			ARR -	* *	CR/NC ONLY	
								ENTRY CARDS GWN 111	
								MASTERS THESIS	
								ENTRY CARDS GWN 111	
								CR/NC ONLY	
								ENTRY CARDS GWN 111	

H=HONORS # = "PERMISSION SIGNATURE" % = NEW COURSE (SEE FRONT OF TIME SCHEDULE)  
>>> ENROLLMENT IN THIS SECTION IS LIMITED, AND STUDENTS MUST OBTAIN ENTRY CARDS. THE SCHEDULE LINE NUMBER IS PRINTED ON THE ENTRY CARD AND MUST BE MARKED ON THE OP-SCAN REGISTRATION FORM. BOTH THE OP-SCAN FORM AND CARD MUST BE TURNED IN TO REGISTER.











# COLLEGE OF ARTS AND SCIENCES

Sched. Line No.	DEPARTMENT	COURSE	TERM	SECTION	CREDITS	TIME		LOCATION	TITLE AND REMARKS	INSTRUCTOR
						Day	Hour			
4328	SCAND	370	A	3	M W F	1130-1220	SAV 315		THE VIKINGS W/HSTEU 370 A	CONROY
4329	SCAND	385	A	3	M W F	930-1020	E6B 216		SCAND. WELFARE STATE	
4330	SCAND	490	A	3	M W F	930-1020	THD 325		SPECIAL TOPICS HANSUN IN TRANSLATUA	SJAVIK
>> >>>>	SCAND	499	A	1-5	>	ARR -	* * *		INDEP STUDY/RSCH ENTRY CARDS PDL C-8-H	LEIREN
>> >>>>	SCAND	503	A	3	>	M W F 1230-120	* * *		SCAN LIT PETHED ENTRY CARDS PDL C-8-H	SEHNSDORF, H.
>> >>>>	SCAND	509	A	3	>	T 300-500	L6K 205		20TH C SCAND NOVEL ENTRY CARDS PDL C-8-H	WARNE
>> >>>>	SCAND	530	A	3	>	W 300-500	L6W 205		NOVEL SCAND LIT ENTRY CARDS PDL C-8-H	CONROY
4335	SCAND	542	A	3	M	320-520	L6V 205		SCAND FOLKLORE I ENTRY CARDS PDL C-8-H	SEHNSDORF
>> >>>>	SCAND	590	A	1	>	ARR -	* * *		SCAN SPEC TOPICS ENTRY CARDS PDL C-8-H COLLOQUIUM ON SCAND LANG TEACHING	
>>> >>>>	SCAND	600	A	VAR	>	ARR -	* * *		INDEPENDT STDY/RSCH ENTRY CARDS PDL C-8-H	CONROY, P. SJAVIK, J. WARNE, L. ROSSEL, S. SEHNSDORF, H. LEIREN, T.
>>> >>>>	SCAND	700	A	VAR	>	ARR -	* * *		MASTERS THESIS ENTRY CARDS PDL C-8-H	CONROY, P. SJAVIK, J. WARNE, L. ROSSEL, S. SEHNSDORF, H. LEIREN, T.
>>> >>>>	SCAND	800	A	VAR	>	ARR -	* * *		DOCTORAL DISSEPTATN ENTRY CARDS PDL C-8-H	CONROY, P. SJAVIK, J. WARNE, L. ROSSEL, S. SEHNSDORF, H. LEIREN, T.
<b>DANISH</b>										
4340	DAN	101	A	5	MTWTF	930-1020	L6V 117		ELEMENTARY DANISH	
4341	DAN	300	A	5	MTWTF	1230-120	L6W 205		STDY DAN LANGELIT	CONROY, P.
>> >>>>	DAN	490	A	VAR	>	ARR -	* * *		SUPERVISED READING ENTRY CARDS PDL C-8-H	CONROY, P. ROSSEL, S.
<b>NORWEGIAN</b>										
4343	NORW	101	A	5	MTWTF	1030-1120	L6W 205		ELEM NORWEGIAN	
4344	NORW	101	B	5	MTWTF	1130-1220	L6W 114			
4345	NORW	201	A	5	MTWTF	930-1020	L6W 205		SECOND-YEAR NORW	
4346	NORW	300	A	3	M W F	930-1020	THD 325		NORW CONTEMP NOVEL W/SCAND 490 A	SJAVIK
4347	NORW	303	A	.2	T TH	930-1020	THC 331		ADV NOR CONY & COMP	SJAVIK
>> >>>>	NORW	490	A	VAR	>	ARR -	* * *		SUPERVISED READING ENTRY CARDS PDL C-8-H	SEHNSDORF, H. SJAVIK
<b>SWEDISH</b>										
4349	SWED	101	A	5	MTWTF	1030-1120	L6V 116		ELEMENTARY SWEDISH	
4350	SWED	101	B	5	MTWTF	1130-1220	L6W 205			
4351	SWED	201	A	5	MTWTF	1130-1220	L6W 115		SECOND-YEAR SWED	
4352	SWED	300	A	3	M W F	1030-1120	L6W 106		SWED WOMEN WRITERS	WARNE, L.

Sched. Line No.	DEPARTMENT	COURSE	TERM	SECTION	CREDITS	TIME		LOCATION	TITLE AND REMARKS	INSTRUCTOR
						Day	Hour			
2555	RUSS	541	A	5	T TH	230-420	THD 231		RUS. LIT 1917-PRES	SHAYZ, E.H.
2556	RUSS	555	A	4	TWTF	1130-1220	THC 231		HIST RUSSIAN LANG	COATS, H. NICKLESEN, L.
>> >>>>	RUSS	600	A	VAR	>	ARR -	* * *		INDEPENDT STDY/RSCH ENTRY CARDS THD 111	
<b>SERBO-CROATIAN</b>										
2558	SER	C 401	A	5	MTWTF	130-220	THC 231		ELEM SERBO-CROATIAN	KAPETANIC, D. MC DANIEL, G.
2559	SER	C 404	A	5	MTWTF	1230-120	THC 110		ADV SERBO-CROATIAN	KAPETANIC, D.
<b>SOCIETY AND JUSTICE</b>										
* ENTRY CARDS AVAILABLE IN SHI 203B										
>> >>>>	SD	JU 310	A	1-5	>	ARR -	* * *		RESEARCH IN SO/JU MAJORS ONLY	STOTLAND, E.
4356	SD	JU 320	A	5	M	920-1020	SHI 111		FIELD EXPERIENCE MAJORS ONLY	CHAMBERLIN, H.
4357	SD	JU 320	B	5	T	1130-1220	SHI 111		MAJORS ONLY	CHAMBERLIN, H.
4358	SD	JU 320	C	5	M	130-220	SHI 111		MAJORS ONLY	CHAMBERLIN, H.
4359	SD	JU 321	A	2	M	1030-1120	SHI 111		CASE STUDY MAJORS ONLY	CHAMBERLIN, H.
4360	SD	JU 321	B	2	T	130-220	SHI 111		MAJORS ONLY	PENDLETON, H.
4361	SD	JU 322	A	3	T	930-1020	SHI 111		CASE STUDY MAJORS ONLY	PENDLETON, H.
4362	SD	JU 322	B	3	M	1130-1220	SHI 111		MAJORS ONLY	CHAMBERLIN
4363	SD	JU 400	U	3	M	700-920 PM	SHI 318		SD JU SEMINAR MAJORS ONLY SR STANDING OR ABOVE	STOTLAND, E.
>> >>>>	SD	JU 405	A	2	>	M 230-420	SHI 318		SEM IN INST CRIME MAJORS ONLY	STOTLAND, E.
4365	SD	JU 410	U	3	T TH	600-730 PM	SHI 115		WHITE COLLAR CRIME	ANDERSON, G.
>> >>>>	SD	JU 499	A	1-5	>	ARR -	* * *		READINGS IN SO/JU	STOTLAND, E.
<b>SOCIOLOGY</b>										
4367	SOC	105	A	5	MTWTF	930-1020	SHI 304		SOC BLACK AMERICANS W/AFRAN 105 A	BLACK, A.
4368	SOC	110	A	5	M W F	1130-1220	KNE 130		SURVEY SOCIOLOGY OPTIONAL CST 210 WRITING LAB-SEE GST LISTING	STARK, R.
4369	SOC	110	AA	Q2	T TH	830-920 1030-1120	SAY 131 KNE 130		OPTIONAL CST 210 WRITING LAB-SEE GST LISTING	
4370	SOC	110	AB	Q2	T TH	830-920 1030-1120	SHI 309 KNE 130		OPTIONAL CST 210 WRITING LAB-SEE GST LISTING	
4371	SOC	110	AC	Q2	T TH	830-920 1030-1120	DEN 311 KNE 130		OPTIONAL CST 210 WRITING LAB-SEE GST LISTING	
4372	SOC	110	AD	Q2	T TH	830-920 1030-1120	DEN 310 KNE 130		OPTIONAL CST 210 WRITING LAB-SEE GST LISTING	
4373	SOC	110	AE	Q2	T TH	830-920 1030-1120	SAY 131 KNE 130		OPTIONAL CST 210 WRITING LAB-SEE GST LISTING	
4374	SOC	110	AF	Q2	T TH	830-920 1030-1120	DEN 310 KNE 130		OPTIONAL CST 210 WRITING LAB-SEE GST LISTING	
4375	SOC	110	AG	Q2	T TH	830-920 1030-1120	DEN 311 KNE 130		OPTIONAL CST 210 WRITING LAB-SEE GST LISTING	
4376	SOC	110	AH	Q2	T TH	830-920 1030-1120	DEN 312 KNE 130		OPTIONAL CST 210 WRITING LAB-SEE GST LISTING	
4377	SOC	110	AI	Q2	T TH	930-1020 1030-1120	SHI 113 KNE 130		OPTIONAL CST 210 WRITING LAB-SEE GST LISTING	
4378	SOC	110	AJ	Q2	T TH	930-1020 1030-1120	SAY 314 KNE 130		OPTIONAL CST 210 WRITING LAB-SEE GST LISTING	





# SPORTS SCHEDULE



## 1983 UNIVERSITY OF WASHINGTON BASEBALL SCHEDULE BROUGHT TO YOU BY

**Technics**  
The science of sound

at Pac-10/Northern Division Tournament at Portland, Ore. . . . .	Apr. 1- 3
at Portland . . . . .	Apr. 9
PORTLAND . . . . .	Apr. 10
at Puget Sound . . . . .	Apr. 13
at Eastern Washington . . . . .	Apr. 16
at Gonzaga . . . . .	Apr. 17
at Portland . . . . .	Apr. 21
WASHINGTON STATE . . . . .	Apr. 24
PACIFIC LUTHERAN . . . . .	Apr. 27
PORTLAND STATE . . . . .	Apr. 30
OREGON STATE . . . . .	May 1
at Oregon State . . . . .	May 6
at Portland State . . . . .	May 7
PUGET SOUND . . . . .	May 11
PORTLAND . . . . .	May 12
at Washington State . . . . .	May 14
GONZAGA . . . . .	May 20
EASTERN WASHINGTON . . . . .	May 21

# SPORTSPORTSPORTS

# June 1983

MAY  
S M T W T F S  
1 2 3 4 5 6 7  
8 9 10 11 12 13 14  
15 16 17 18 19 20 21  
22 23 24 25 26 27 28  
29 30 31

JULY  
S M T W T F S  
1 2  
3 4 5 6 7 8 9  
10 11 12 13 14 15 16  
17 18 19 20 21 22 23  
24 25 26 27 28 29 30  
31

SUN	MON	TUE	WED	THU	FRI	SAT
			1	2	3	4
5	6	7	8	9	10	11
12	13	14	15	16	17	18
19	20	21	22	23	24	25
26	27	28	29	30		





Table with columns for course number, section number, days, time, instructor, title, and location. Includes courses like SPHSC 300, 301, 302, 310, 311, 315, 320, 330, 332, 351, 391, 401, 410, 420, 430, 431, 451, 499, 502.

67

Table with columns for course number, section number, days, time, instructor, title, and location. Includes courses like SPHSC 391, 392, 591, 592, 593, 599, 600, 601, 700, 800, 102, 103, 103A, 103B, 103C, 103D, 103E, 103F, 140, 203, 220, 270, 310, 320, 330, 332, 373, 400, 449, 492, 493, 494, 495, 496, 497, 498, 499, 500, 501, 502, 503, 504, 505, 506, 507, 508.

SPEECH COMMUNICATION

DURING THE FIRST TWO WEEKS OF SCHOOL ALL DRCS AND ADDS IN THE FOLLOWING COURSES NEED DEPARTMENTAL APPROVAL FROM PARRINGTON 107 BEFORE GOING TO SECTIONS 103, 140, 203, 220, 270, 310, 373, 400.

M=HONORS # = "PERMISSION SIGNATURE" \* = NEW COURSE (SEE FRONT OF TIME SCHEDULE) ENROLLMENT IN THIS SECTION IS LIMITED, AND STUDENTS MUST OBTAIN ENTRY CARDS. THE SCHEDULE LINE NUMBER IS PRINTED ON THE ENTRY CARD AND MUST BE MARKED ON THE OP-SCAN REGISTRATION FORM. BOTH THE OP-SCAN FORM AND CARD MUST BE TURNED IN TO REGISTER.

M=HONORS # = "PERMISSION SIGNATURE" \* = NEW COURSE (SEE FRONT OF TIME SCHEDULE) ENROLLMENT IN THIS SECTION IS LIMITED, AND STUDENTS MUST OBTAIN ENTRY CARDS. THE SCHEDULE LINE NUMBER IS PRINTED ON THE ENTRY CARD AND MUST BE MARKED ON THE OP-SCAN REGISTRATION FORM. BOTH THE OP-SCAN FORM AND CARD MUST BE TURNED IN TO REGISTER.



4470	STAT 574 A	3	M F	230-400	HSB T474A	STATISTICAL COMPUTING W/BIOST 574 A	KRONMAL
4471	STAT 576 A	3	T TH	130-300	HSB T474A	STAT METH SURV DATA W/BIOST 576 A	PETERSON
4472	STAT 578 A	1	ARR	-	* *	SPEC TOP ADV BIOST W/BIOST 578 A CR/NC ONLY	
4473	STAT 581 A	3	M W F	1030-1120	DEN 205	ADV THRY STAT INFER	
>>>>	STAT 590 A	VAR	M	400-520	DEN 314	STAT SEMINAR  CR/NC ONLY	
4475	STAT 591 A	1-5	M W F	930-1020	EEB 218	SPEC TOP STAT	
>>>>	STAT 599 A	VAR	ARR	-	* *	STAT CONSULTING CR/NC ONLY	
>>>>	STAT 600 A	VAR	ARR	-	* *	INDEPENDNT STDY/RSCH	
>>>>	STAT 700 A	VAR	ARR	-	* *	MASTERS THESIS	
>>>>	STAT 800 A	VAR	ARR	-	* *	DOCTORAL DISSERTATN	

4645	ZOOL 455 A	3	M W F	1030-1120	BIO 132	DEVL BIOL ANIMALS OFFERED AUTUMN ONLY	BAKKEN,A. SCHUBIGER,G.
4646	ZOOL 456 A	3	M	130-220	BIC 324	DEV BIOL ANIMAL LAB PRIORITY SRS,GRADS & 5TH YEAR	BAKKEN,A.
4647	ZOOL 456 AN LB	W	T TH	930-1020	BIC 324	PRIORITY SRS,GRADS & 5TH YEAR	BAKKEN,A.
4648	ZOOL 456 AD LB	W	T TH	1030-1220	BIC 324	PRIORITY SRS,GRADS & 5TH YEAR	BAKKEN,A.
4649	ZOOL 456 AP LB	W	T TH	1030-1220	BIC 324	PRIORITY SRS,GRADS & 5TH YEAR	BAKKEN,A.
4650	ZOOL 456 AQ LB	W	T TH	130-220	BIC 324	PRIORITY SRS,GRADS & 5TH YEAR	BAKKEN,A.
4650	ZOOL 456 AQ LB	W	T TH	230-420	BIC 324	PRIORITY SRS,GRADS & 5TH YEAR	BAKKEN,A.
4650	ZOOL 456 AQ LB	W	M W	230-320	BIC 324	PRIORITY SRS,GRADS & 5TH YEAR	BAKKEN,A.
4650	ZOOL 456 AQ LB	W	M W	330-520	BIC 324	PRIORITY SRS,GRADS & 5TH YEAR	BAKKEN,A.
>>>>	ZOOL 465 A	5	M W F	1230-120	JHR 214	NAT HIST MAMMALS ENTRY CARDS KIN 106	
>>>>	ZOOL 465 AN LB	W	M F	230-520	BKH 206	ENTRY CARDS KIN 106	
>>>>	ZOOL 498 A	1-5	ARR	-	* *	SPEC PRD IN ZOOL ENTRY CARDS KIN 106	
>>>>	ZOOL 506 A	1-2	ARR	-	* *	TOPICS DEVEL BIOL CR/NC ONLY	BAKKEN,A.
4655	ZOOL 509 A	1	TH	400-520	GLD 435	TOPICS ANIM BEHAV W/PSYCH 560 B CR/NC ONLY	ROHWER,S.
4656	ZOOL 520 U	1	T	430-600 PM	BIC 132	SEMINAR CR/NC ONLY	WILLOWS,A.O.
4657	ZOOL 528 A	1	T	1200-1250	KIN 114	ADV TOPICS PHYSIOL CR/NC ONLY	RIDDIFORD,L.
>>>>	ZOOL 568 A	2	W	400-500	KIN 302	CHEMICAL INTEGRATN CR/NC ONLY	GORDMAN,A.
>>>>	ZOOL 600 A	VAR	ARR	-	* *	INDEPENDNT STDY/RSCH CR/NC ONLY	
>>>>	ZOOL 700 A	VAR	ARR	-	* *	ENTRY CARDS KIN 106	
>>>>	ZOOL 800 A	VAR	ARR	-	* *	MASTERS THESIS CR/NC ONLY	
>>>>	ZOOL 800 A	VAR	ARR	-	* *	ENTRY CARDS KIN 106	
>>>>	ZOOL 800 A	VAR	ARR	-	* *	DOCTORAL DISSERTATN CR/NC ONLY	

### WOMEN STUDIES

* THE FOLLOWING COURSES ARE RELATED TO WOMEN STUDIES,SEE WOMEN STUDIES C-254 PADELFORE							
* FOR FURTHER COURSES RELATED TO WOMEN STUDIES,SEE WOMEN STUDIES C-254 PADELFORE							
4662	WOMEN 200 A	5	W	MTWT 1130-1220	SAV 239	INTRO WOMEN STUDIES CR/NC ONLY NOT OPEN TO STUDENTS WHO HAVE TAKEN CIS 255 OR 256	BLAIR,K.
4663	WOMEN 200 AA OZ	W	F	1130-1220	SAV 149	CR/NC ONLY NOT OPEN TO STUDENTS WHO HAVE TAKEN CIS 255 OR 256	BLAIR,K.
4664	WOMEN 200 AD OZ	W	F	1230-120	SAV 149	CR/NC ONLY NOT OPEN TO STUDENTS WHO HAVE TAKEN CIS 255 OR 256	CLAIR,K.
4665	WOMEN 200 AC OZ	W	F	1130-1220	THC 211	CR/NC ONLY NOT OPEN TO STUDENTS WHO HAVE TAKEN CIS 255 OR 256	BLAIR,K.
4666	WOMEN 200 AD OZ	W	F	1120-1220	THC 235	CR/NC ONLY NOT OPEN TO STUDENTS WHO HAVE TAKEN CIS 255 OR 256	BLAIR,K.
4667	WOMEN 200 AE OZ	W	F	1130-1220	SIG 222	CR/NC ONLY NOT OPEN TO STUDENTS WHO HAVE TAKEN CIS 255 OR 256	BLAIR,K.
4668	WOMEN 200 AF OZ	W	F	1130-1220	SIG 223	CR/NC ONLY NOT OPEN TO STUDENTS WHO HAVE TAKEN CIS 255 OR 256	BLAIR,K.
4669	WOMEN 200 AG OZ	W	F	1130-1220	THC 235	CR/NC ONLY NOT OPEN TO STUDENTS WHO HAVE TAKEN CIS 255 OR 256	BLAIR,K.
4670	WOMEN 200 AH OZ	W	TH	1230-120	SAV 131	CR/NC ONLY NOT OPEN TO STUDENTS WHO HAVE TAKEN CIS 255 OR 256	BLAIR,K.
4671	WOMEN 257 A	5	T TH	930-1120	BAG 131	PSYCH SEX DIFF W/PSYCH 257 A NOT OPEN TO STUDENTS WHO HAVE TAKEN CIS 244 FOR CREDIT	KENNY,N.
4672	WOMEN 257 AA OZ	W	F	830-920	MEP 243	W/PSYCH 257 AA NOT OPEN TO STUDENTS WHO HAVE TAKEN CIS 244 FOR CREDIT	KENNY,N.
4673	WOMEN 257 AB OZ	W	F	930-1020	MEB 246	W/PSYCH 257 AB NOT OPEN TO STUDENTS WHO HAVE TAKEN CIS 244 FOR CREDIT	KENNEY,N.
4674	WOMEN 257 AC OZ	W	F	1030-1120	MEB 246	W/PSYCH 257 AC NOT OPEN TO STUDENTS WHO HAVE TAKEN CIS 244 FOR CREDIT	KENNEY,N.

W = WRITING COURSE MEETING AND REQUIREMENTS

H=HONORS # = PERMISSION SIGNATURE \* = NEW COURSE (SEE FRONT OF TIME SCHEDULE)

>>> ENROLLMENT IN THIS SECTION IS LIMITED, AND STUDENTS MUST OBTAIN ENTRY CARDS. THE SCHEDULE LINE NUMBER IS PRINTED ON THE ENTRY CARD AND MUST BE MARKED ON THE OF-SCAN REGISTRATION FORM. BOTH THE OF-SCAN FORM AND CARD MUST BE TURNED IN TO REGISTER.

### SCHOOL OF BUSINESS ADMINISTRATION

- \* ENTRY CARDS AVAILABLE IN MKZ 137 FOR UNDER GRAD
- \* ENTRY CARDS AVAILABLE IN MKZ 110 FOR GRADS
- \* REGISTRATION IN GRADUATE BUSINESS COURSES 500 & ABOVE REQUIRES THE APPROVAL OF THE GRADUATE BUSINESS PROGRAM OFFICE
- \* AFTER PREREGISTRATION, STUDENTS WISHING TO DROP OR ADD A BA COURSE NUMBERED 500 & ABOVE WILL NEED THE APPROVAL OF THE ASSOC DEAN FOR GRAD PROGRAMS IN THE GRAD PROGRAM OFFICE

### BUSINESS ADMINISTRATION

>>>>	B A 800 A	VAR	ARR	-	* *	DOCTORAL DISSERTATN	
4694	ACCTG 210 A	3	M W	830-920	KNE 210	INTRO TO ACCTG NO FRESHMEN	
4695	ACCTG 210 AN LB	W	T TH	730-820	BLM 214	SOPH & JUNIOR PRIORITY NO FRESHMEN	
4696	ACCTG 210 AD LB	W	T TH	830-920	BLP 214	SOPH & JUNIOR PRIORITY NO FRESHMEN	
4697	ACCTG 210 AP LB	W	T TH	930-1020	BLM 214	SOPH & JUNIOR PRIORITY NO FRESHMEN	
4698	ACCTG 210 AQ LB	W	T TH	1030-1120	BLM 214	SOPH & JUNIOR PRIORITY NO FRESHMEN	
4699	ACCTG 210 AR LB	W	T TH	1130-1220	BLM 214	SOPH & JUNIOR PRIORITY NO FRESHMEN	
4700	ACCTG 210 AS LB	W	T TH	1230-120	BLM 214	SOPH-JR PRIORITY NO FRESHMEN	

W = WRITING COURSE MEETING AND REQUIREMENTS

H=HONORS # = PERMISSION SIGNATURE \* = NEW COURSE (SEE FRONT OF TIME SCHEDULE)

>>> ENROLLMENT IN THIS SECTION IS LIMITED, AND STUDENTS MUST OBTAIN ENTRY CARDS. THE SCHEDULE LINE NUMBER IS PRINTED ON THE ENTRY CARD AND MUST BE MARKED ON THE OF-SCAN REGISTRATION FORM. BOTH THE OF-SCAN FORM AND CARD MUST BE TURNED IN TO REGISTER.

























Table listing course numbers, entry cards available, and instructor names for various engineering subjects. Includes courses like 'STRUCTURAL ANAL I', 'INTRO APPLIED ANAL', 'GAS DYNAMICS I', etc.

CHEMICAL ENGINEERING

Table listing chemical engineering courses such as 'MATERL & ENRGY BAL', 'COMPUTER PROCES ANAL', 'TRANSP PROCCESS III', etc., along with entry card availability and instructor names.

Enrollment in this section is limited and students must obtain entry cards... and card must be turned in to register.

Continuation of the course listing table from the left page, showing entries for 'CIVE 363 AN LB', 'CIVE 363 AD LB', etc.

STRUCTURAL ENGINEERING AND ENGINEERING MECHANICS

Table listing structural engineering and engineering mechanics courses like 'SEIS & EARTHQKE ENGR', 'FINON DESIGN', 'AD RECH OF MATLS', etc.

CONSTRUCTION ENGINEERING TRANSPORTATION AND SURVEYING

Table listing construction, transportation, and surveying courses such as 'CR PT MTH PROJ SCH', 'CONSTRUCTM ENGR II', etc.

Enrollment in this section is limited and students must obtain entry cards... and card must be turned in to register.













5978	NUC E 500	A	5	MTWTF	830-920	BWS 203	NUC REACTOR THRY	ALBRECHT, R.M.
5979	NUC E 510	A	3	N M F	230-320	BWS 117	NUCL REACTOR ENGR	GARLID, K.L.
5980	NUC E 521	A	1	M	330-500	BAF 260	GRAD SEMINAR W/NUC E 524 A CR/NC ONLY	VLASES
5981	NUC E 524	A	1	N	330-500	DAG 260	SNKR NUC SYS ANALYS W/NUC E 521 A CR/NC ONLY	VLASES

5982	NUC E 558	A	3	N M F	1030-1120	BWS 203	PLASMA KINETIC THRY	RIBE, F.
5983	NUC E 565	A	3	N M F	930-1020	BWS 203	FUSION REACTOR FNDH	WOODRUFF RIBE, F.L.
5984	NUC E 599	A	3	N M F	230-320	BWS 115	SPEC TOPCS IN NUC E	KOSALY
>>>>	NUC E 600	A	VAR	ARR	-	* *	INDEPNMT STDY/RSCH	BABB ALBRECHT WOODRUFF GARLID RIBE MC CORNICK ROBKIN

5986	NUC E 700	A	VAR	TH F	1030-1220 330-500	BWS 115 BWS 115	MASTERS THESIS CR/NC ONLY	ALBRECHT BABB GARLID ROBKIN WOODRUFF CHALK VLASES MC CORNICK RIBE
------	-----------	---	-----	------	----------------------	--------------------	------------------------------	---

5987	NUC E 800	A	VAR	T M	930-1120 330-500	BWS 203 BWS 115	DOCTORAL DISSERTATH CR/NC ONLY	ALBRECHT BABB GARLID ROBKIN WOODRUFF VLASES MC CORNICK RIBE
------	-----------	---	-----	-----	---------------------	--------------------	-----------------------------------	--

### OCEAN ENGINEERING

\* ENTRY CARDS AVAILABLE IN KED 141

5988	O ENG 401	A	3	N M F	1230-120	EER 216	INTROD TO DCN ENGRG	ADEE, B.H.
5989	O ENG 429	A	3	N M F	130-220	EED 327	UNDERWAT ACOUSTICS	EHRENDERG, J.
5990	O ENG 490	A	3	N M	1030-1120 TH 830-1120	NEB 104 NEB 104	NAVAL ARCHITECTURE M/P E 490 A	ADEE, B.H.
>>>>	O ENG 498	A	1-5	ARR	-	* *	O ENG SPECIAL TPCS	ADEE, B.H.
5992	O ENG 590	A	3	N M F	1230-120	MDR 225	WIND AND EARTHQUAKE W/CESM 590 A	ADEE, B.H.
>>>>	O ENG 599	A	1-5	ARR	-	* *	O ENG SPECIAL TPCS	ADEE, B.H.

### SCIENTIFIC & TECHNICAL COMMUNICATION

5994	STC 300	A	1	ARR	-	* *	REPORTING PRACTICE CONCUR REGIS IN NEIE 317	SPYRIDAKIS
5995	STC 300	B	1	M	1130-1220	LOW 112	CONCUR REGIST IN CER E 300A CAN. REQUIRED	
>>>>	STC 401	A	4	T TH	930-1120	LOW 216	TECHNICAL WRITING ENTRY CARDS LOW 356	CONEY, M.B.
5997	STC 402	A	4	T TH	920-1120	LOW 215	TECHNICAL EDITING	RAMEY, J.
>>>>	STC 415	A	4	N M	920-1120	LOW 215	PRODUCTION EDITING W/CRU 415 ENTRY CARDS LOW 356	WILLIAMS, T.
>>>>	STC 495	A	3-5	ARR	-	* *	PROF PRACTICE CR/NC ONLY ENTRY CARDS LOW 356	FARKAS
>>>>	STC 498	A	3	N M F	930-1020	LOW 114	SPECIAL TOPICS COMPUTER DOCUMENTATION ENTRY CARDS LOW 356	RAMEY
>>>>	STC 499	A	3-5	ARR	-	* *	SPECIAL PROJECTS ENTRY CARDS LOW 356	SOUTHER

6159	FDR B 956	A	1-5	ARR	-	* *	GRAD STUDY FOR ZOOL	TABER WEST MANUMAL
>>>>	FDR B 990	A	1-5	ARR	-	* *	GRADUATE STUDIES	
>>>>	FDR B 600	A	VAR	ARR	-	* *	INDEPNMT STDY/RSCH	
>>>>	FDR B 700	A	VAR	ARR	-	* *	MASTERS THESIS	
>>>>	FDR B 800	A	VAR	ARR	-	* *	DOCTORAL DISSERTATH	

### MANAGEMENT AND SOCIAL SCIENCES DIVISION

\* ENTRY CARDS AVAILABLE IN AND 116

6160	FDR M 100	A	5	MTWTF	830-920	ANC 223	INTRO FOR REST MGT	THOMAS THOMAS THOMAS THOMAS
6161	FDR M 100	AA	OZ	M	1030-1120	ANC 008		
6162	FDR M 100	AB	OZ	T	1030-1120	ANC 008		
6163	FDR M 100	AC	OZ	Y	130-220	AND 008		
6164	FDR M 100	AE	OZ	N	250-320	AND 008		
6165	FDR M 250	A	3	N M F	930-1020	AND 008	COMPUTER PROGRAMING	BRIGGS
6166	FDR M 252	A	3	N M F	1230-120	AND 008	INTRO NAT RES SOC	LEE
6167	FDR M 351	A	3	N M F	1130-1220	ANC 010	INTRO HILCLAND REC	SHARPE
>>>>	FDR M 357	A	5	ARR	-	MDC *	OUT REC MGT INTERN	SHARPE
6169	FDR M 362	A	3	T TH	1230-120	AND 010	AERIAL PHOTOS	SCHREUDER SCHREUDER SCHREUDER
6170	FDR M 362	AN	LD	T	130-320	AND 302		
6171	FDR M 362	AO	LD	TH	130-320	AND 302		
6172	FDR M 366	A	3	N M F	830-920	AND 008	ON IN FOR RES MGT W/O SCI 366 A	BARE
6173	FDR M 430	A	3	N M F	1230-120	AND 010	INTRO TO FIRE MGMT	PICKFORD
6174	FDR M 455	A	5	T TH	130-320	AND 022	ADV PLAN REGIONAL	BRADLEY BRADLEY
6175	FDR M 455	AM	LD	TH	330-520	AND 022		
>>>>	FDR M 457	A	10	ARR	-	MDC *	ADV OUT REC INTERN	SHARPE
6177	FDR M 460	A	3	N M F	930-1020	BLD 392	ECON OF FOREST USE	MAGGENER
>>>>	FDR M 490	A	1-5	ARR	-	* *	UNDERGRAD STUDIES	
>>>>	FDR M 491	A	1-5	ARR	-	* *	UNDERGRAD STUDIES	
>>>>	FDR M 492	A	1-5	ARR	-	* *	UNDERGRAD STUDIES	
>>>>	FDR M 530	A	1-5	ARR	-	* *	GD STDYS FIRE CNTRL	PICKFORD AGEE, J.K.
>>>>	FDR M 533	A	2	ARR	-	* *	GD STDYS AP FOR PRD	PICKFORD DRIVER GARA
>>>>	FDR M 550	A	1-5	ARR	-	* *	GD STDY FOR RCREATN	SHARPE BRADLEY
>>>>	FDR M 559	A	1-5	ARR	-	* *	GR ST FOR R PLAN	BRADLEY
>>>>	FDR M 560	A	1-5	ARR	-	* *	GD STDY FOR HSTGPOL	
>>>>	FDR M 563	A	1-5	ARR	-	* *	GD STDYS NEWSURATH	RUSTAGI
>>>>	FDR M 565	A	1-5	ARR	-	* *	GD STDYS FOR MNGMT	
>>>>	FDR M 566	A	1-5	ARR	-	* *	GD STDYS FOR PHOTOG	PICKFORD SCHREUDER
>>>>	FDR M 568	A	1-5	ARR	-	* *	GD STDYS FOR ECON	DODDLE SCHREUDER MAGGENER
6190	FDR M 569	A	1-5	ARR	-	* *	CS FOREST SOC	LEE FIELD
>>>>	FDR M 590	A	1-5	ARR	-	* *	GRADUATE STUDIES	
>>>>	FDR M 600	A	VAR	ARR	-	* *	INDEPNMT STDY/RSCH	
>>>>	FDR M 700	A	VAR	ARR	-	* *	MASTERS THESIS	
>>>>	FDR M 800	A	VAR	ARR	-	* *	DOCTORAL DISSERTATH	

68

V = WAITING COURSE MEETING AND REQUIREMENT

H = HONORS \* = PERMISSION SIGNATURE

% = NEW COURSE (SEE FRONT OF TIME SCHEDULE)

>>>> ENROLLMENT IN THIS SECTION IS LIMITED, AND STUDENTS MUST OBTAIN ENTRY CARDS. THE SCHEDULE LINE NUMBER IS PRINTED ON THE ENTRY CARD AND MUST BE MARKED ON THE OP-SCAN REGISTRATION FORM. BOTH THE OP-SCAN FORM AND CARD MUST BE TURNED IN TO REGISTER.

V = WAITING COURSE MEETING AND REQUIREMENT

H = HONORS \* = PERMISSION SIGNATURE

% = NEW COURSE (SEE FRONT OF TIME SCHEDULE)

>>>> ENROLLMENT IN THIS SECTION IS LIMITED, AND STUDENTS MUST OBTAIN ENTRY CARDS. THE SCHEDULE LINE NUMBER IS PRINTED ON THE ENTRY CARD AND MUST BE MARKED ON THE OP-SCAN REGISTRATION FORM. BOTH THE OP-SCAN FORM AND CARD MUST BE TURNED IN TO REGISTER.



6241	AMATH 351	A	3	P M F	930-1020	LOW 105	CON APP NUM METHODS W/ENGR 341 A		
6242	AMATH 351	B	3	M M F	220-320	LOW 105	W/ENGR 341 B		
6243	AMATH 401	A	4	M M F	130-220	ANC 223	METHOD APPLIED MATH W/ENGR 401 A		
6244	AMATH 401	AA	OZ	T	120-300	GUG 317	W/ENGR 401 AA		
6245	AMATH 401	AB	OZ	TH	120-300	GUG 317	W/ENGR 401 AB		
6246	AMATH 501	A	1	ARR	-	0	AMATH SEMINAR CR/NC ONLY		
6247	AMATH 519	A	3	T TH	230-400	GUG 404	Tensor ANALYSIS W/MATH 519 A	PEARSON,C.	
6248	AMATH 563	A	3	T TH	1020-1200	GUG 306	MTH PART OIF EQ II W/A A 563 A	KEVORKIAN,J.J.	
6249	AMATH 567	A	3	M M F	820-920	BAG 260	ANALYSIS IN ENGR I W/A A 567 A		
6250	AMATH 584	A	3	M M F	1230-120	GUG 317	LIN ALG AND NUM MTH W/A A 584 A	VAGNERS,J.	
6251	AMATH 599	A	1	ARR	-	0	SPEC STDY APPL MATH PERMISSION OF INSTR		
6252	AMATH 600	A	VAR	ARR	-	0	INDEPNDT RSCH/STDY CR/NC ONLY	CRIMINALE,W. VAGNERS,J. ROCKAFELLAR DAVIDSON,E.F.	
6253	AMATH 700	A	VAR	ARR	-	0	MASTERS THESIS CR/NC ONLY		
6254	AMATH 800	A	VAR	ARR	-	0	DOCTORAL DISSERTATN CR/NC ONLY	VAGNERS,J. WINTER,D.F. CRIMINALE,W. KEVORKIAN,J. PEARSON,C.E. ROCKAFELLAR KLEE,V. FINLAYSON,D.	

**BIOMATHEMATICS**

>>>>	SNATH 597	A	1	M	330-500	COS 201	QUANT ECOLOGY SEMNR CR/NC ONLY ENTRY CARDS COS 201		
>>>>	SNATH 598	A	1-3	ARR	-	0	SPEC TOP QUANT ECOL CR/NC ONLY ENTRY CARDS COS 201		
>>>>	SNATH 599	A	1-5	ARR	-	0	QUANT ECOLOGY RESCH CR/NC ONLY ENTRY CARDS COS 201		
>>>>	SNATH 600	A	VAR	ARR	-	0	INDEPNDT STDY/RSCH CR/NC ONLY ENTRY CARDS HSB F600		
>>>>	SNATH 700	A	VAR	ARR	-	0	MASTERS THESIS CR/NC ONLY ENTRY CARDS HSB F600		
>>>>	SNATH 800	A	VAR	ARR	-	0	DOCTORAL DISSERTATN CR/NC ONLY ENTRY CARDS HSB F600		

**DOCTORAL ARTS**

>>>>	D ART 800	A	VAR	ARR	-	0	DOCTORAL DISSERTATN ENTRY CARDS ADM 201		
------	-----------	---	-----	-----	---	---	--	--	--

**INDIVIDUAL PH D PROGRAM**

>>>>	IPHD 600	A	VAR	ARR	-	0	INDEPNDT STDY/RSCH CR/NC ONLY		
>>>>	IPHD 800	A	VAR	ARR	-	0	DOCTORAL DISSERTATN		

**QUATERNARY STUDIES**

6257	QUAT 417	A	3	ARR	-	0	GLACIAL AGES W/GEOL 417 A	PORTER,S.	
------	----------	---	---	-----	---	---	------------------------------	-----------	--

H-HONORS # - "PERMISSION SIGNATURE" SECTION \* - NEW COURSE (SEE FRONT OF THIS SCHEDULE)  
>>> ENROLLMENT IN THIS SECTION IS LIMITED, AND STUDENTS MUST OBTAIN ENTRY CARDS. THE SCHEDULE LINE NUMBER IS PRINTED ON THE ENTRY CARD AND MUST BE MARKED ON THE OP-SCAN REGISTRATION FORM. BOTH THE OP-SCAN FORM AND CARD MUST BE TURNED IN TO REGISTER.

6300	Q SCI 381	B	5	M M	1030-1120	HSB 7747			
6309	Q SCI 381	BN	LB	T TH	830-1020	FIS 201			
6310	Q SCI 381	BD	LB	TH	130-320	FIS 215			
6311	Q SCI 381	BP	LB	T	1130-120	LOW 215			
6312	Q SCI 382	A	5	MT THF	930-1020	MOP 220			STAT INFR APPL RSCH
6313	Q SCI 382	AN	LB	TH	1030-1220	AND 008			
6314	Q SCI 382	AD	LB	TH	130-320	FIS 215			
6315	Q SCI 382	AP	LB	W	1030-1220	MOP 331			
6316	Q SCI 392	A	3	M M F	130-220	FIS 207			TECH APL MATH-BIO I
6317	Q SCI 450	A	4	ARR	-	0			LINEAR ECOL MODELS
6318	Q SCI 456	A	4	M M F	230-320	MOR 220			MATH MOOLES POP BIOL
6319	Q SCI 456	AN	LB	T	130-320	FIS 207			GALLUCCI
6320	Q SCI 456	AD	LB	TH	330-520	FIS 207			
>>>>	Q SCI 499	A	1-5	ARR	-	0			UNDERGRAD RESEARCH CR/NC ONLY
>>>>	Q SCI 502	A	1-4	ARR	-	0			STATSCL CONSULTING GRADUATE STATUS OR SPECIAL PERMISSION

**SOCIAL MANAGEMENT OF TECHNOLOGY**

6323	SMT 401	A	3	T TH	930-1100	LOW 112	INTRO TECH SOC/POL W/HSS 421 A		DOUGHTHAITE,G
>>>>	SMT 420	A	3	M M F	1230-120	LOW 111	ENERGY TECHNOLOGIES ENTRY CARDS CUC 314 ENROLLMENT LIMITED TO NON ENGR, NON SCI STUDENTS WITH JR STANDING		HYMAN,B.
6325	SMT 454	A	3	T TH	130-300	LOW 113	ALTERN TECH		BEREANO,P.
6326	SMT 461	A	5	M M	930-1120	LOW 115	ENERGY & PUBL POL		HYMAN,B.
				F	930-1020	LOW 115			
6327	SMT 499	A	2-5	ARR	-	0	SPECIAL PROJECTS		
6328	SMT 532	A	3	TH	130-320	SMT 113	ECOM REG OF TECH W/ECOM 532 A ECONOMIC THEORY OF REGULATION		ZERBE,R.
>>>>	SMT 540	A	3	F	1030-1220	LOW 112	SOC MANAGE TECH I W/PS AF 540 A ENTRY CARDS CUC 316 SOCIAL MANAGMENT OF TECHNOLOGY I		WENK,E.
6330	SMT 554	A	3	M M	1030-1120	SAV 131	COST-BENEFIT ANAL W/ECOM 554 A ADVANCED COST-BENEFIT ANALYSIS		ZERBE,R.
6331	SMT 599	A	1-5	ARR	-	0	CUR TPCS IN SMT		

**UNIVERSITY CONJOINT**

6332	UCDNJ 100	A	1	T TH	130-220	HSB E212	INTRO HEALTH PROF CR/NC ONLY		
				T TH	130-220	HSB E212	ENHILAB MED/REHAB MED DENTAL HYGIENE RESPONSIBLE		
6333	UCDNJ 420	ZH	1	ARR	-	0	BIDL SAFE PRACTICES CR/NC ONLY MICROBIOLOGY RESPONSBL		KENNY
6334	UCDNJ 422	A	2	M	520-700 PH	HSB T479	SEX TRANSMIT DIS CR/NC ONLY PHARMACY RESPONSIBLE		ELNER,C.
6335	UCDNJ 440	A	3	T TH	330-500	HSB T530	BIDLOG ASPECT AGING NURSING RESP		CrAVEN,R.
>>>>	UCDNJ 490	U	3	T TH	330-500	HSB T530A			
				T TH	330-500	HSB T530A			
>>>>	UCDNJ 490	U	3	M	530-720 PH	HSB T359	SOC SENSTVTY H CARE CR/NC ONLY		SPRATLEN,L.P.
				M	530-720 PH	HSB T359A	ENTRY CARDS HSB T407 NURSING RESPONSIBLE		

H-HONORS # - "PERMISSION SIGNATURE" SECTION \* - NEW COURSE (SEE FRONT OF THIS SCHEDULE)  
>>> ENROLLMENT IN THIS SECTION IS LIMITED, AND STUDENTS MUST OBTAIN ENTRY CARDS. THE SCHEDULE LINE NUMBER IS PRINTED ON THE ENTRY CARD AND MUST BE MARKED ON THE OP-SCAN REGISTRATION FORM. BOTH THE OP-SCAN FORM AND CARD MUST BE TURNED IN TO REGISTER.



# INTERDISCIPLINARY GRADUATE PROGRAMS

Sched. Line No.	DEPARTMENT	COURSE IDEN	SECTION	CREDITS	H	N	P	R	E	W	TIME		LOCATION	TITLE AND REMARKS	INSTRUCTOR
											Day	Hour			
>>>>	UCONJ	492	A	1-10	>						ARR	-		DD CH-SLCT TOPICS CR/NC ONLY ENTRY CARDS CDC 411 NURSING RESPONSIBLE	
>>>>	UCONJ	492	B	1-10	>						ARR	-		CR/NC ONLY ENTRY CARDS CDC 411 NURSING RESPONSIBLE	
>>>>	UCONJ	492	C	1-10	>						APR	-		CR/NC ONLY ENTRY CARDS CDC 411 NURSING RESPONSIBLE	
>>>>	UCONJ	492	D	1-10	>						ARR	-		CR/NC ONLY ENTRY CARDS CDC 411 NURSING RESPONSIBLE	
>>>>	UCONJ	492	E	1-10	>						ARR	-		CR/NC ONLY ENTRY CARDS CDC 411 NURSING RESPONSIBLE	
>>>>	UCONJ	510	A	0	>						APR	-		SEP NEUROBIOL CR/NC ONLY ENTRY CARDS PSD 6412 PHYSIOL BIOPHYS RESPONSIBLE	BINDER
>>>>	UCONJ	584	A	1	>						F	400-520	HSP T562	PLANT TUMORS CR/NC ONLY ENTRY CARDS HSB J405 BIOCHEM RESPONSIBLE	CURDOW, N.P. NESTER, E.W.
<b>SCHOOL OF LIBRARIANSHIP</b>															
<b>LIBRARIANSHIP</b>															
* ENTRY CARDS AVAILABLE IN SUZ 133															
>>>>	LIBR	451	U	3	>						M	430-700 PM	SUZ 127	LIT FOR YNG ADULTS N/LIBR 591 U	
>>>>	LIBR	471	A	3	>						T TH	830-1000	SUZ 127	STORYTLNG ART TECHNO N/LIBR 571 A	SHAW
>>>>	LIBR	499	A	1-5	>						ARR	-		PROJ IN LIB DEV CR/NC ONLY	
>>>>	LIBR	500	A	6	>						M W F	1230-220	SAV 216	SOCIETY USERS LIBRS	BENNE NELSON HIATT
>>>>	LIBR	501	A	6	>						M W F	1230-220	SAV 142		
>>>>	LIBR	501	AN LB	6	>						M W F	930-1120	SAV 117		
>>>>	LIBR	501	AN LB	6	>						M W F	930-1120	SUZ 127	BIBLIOG CONTROL	SKELLEY SUPER MIGNON SKELLEY SOPER MIGNON
>>>>	LIBR	525	A	3	>						T TH	830-1000	SAV 132	SERIALS-ORG & USE	SOPER SOPER
>>>>	LIBR	525	AN LB	3	>						T	1130-1220	SUZ M136		
>>>>	LIBR	526	A	3	>						T TH	1230-200	SUZ 127	INDXNG & ABSTRACTNG CR/NC ONLY	FIDEL
>>>>	LIBR	542	A	3	>						M W F	1230-120	SUZ 127	INFC ACCESS SOC SCI	SKELLEY
>>>>	LIBR	544	A	3	>						M W F	1030-1120	CDP C27	LEGAL BIBLIOGRAPHY	GALLAGHER
>>>>	LIBR	549	U	3	>						TH	430-700 PM	SUZ 127	CHILD MAT-EVAL USE	BENNE
>>>>	LIBR	551	U	3	>						TH	430-700 PM	SUZ 127	LIT FOR YNG ADULTS N/LIBR 491 U	MIGNON
>>>>	LIBR	553	A	3	>						M	130-400	HSB T360	INFO ACC HLTH SCI CR/NC ONLY	MIGNON
>>>>	LIBR	571	A	3	>						T TH	830-1000	SUZ 127	STORYTLNG ART TECHNO N/LIBR 471 A	SHAW
>>>>	LIBR	581	A	3	>						TH	200-420	SUZ 127	INTEL FROM IN LBRS CR/NC ONLY	NELSON
>>>>	LIBR	590	A	4	>						ARR	-		DIRECTED FIELD HDRK CR/NC ONLY	SHAW
>>>>	LIBR	598	A	3	>						M W	130-300	SUZ 127	SPEC TOPICS IN LIBR CR/NC ONLY	SHAW
>>>>	LIBR	598	B	3	>						F	230-500	SUZ 127	MULTI-ETHNIC LIT. FOR CHILD & YA CR/NC ONLY SPECIAL LIBRARIES	HIATT

Sched. Line No.	DEPARTMENT	COURSE IDEN	SECTION	CREDITS	H	N	P	R	E	W	TIME		LOCATION	TITLE AND REMARKS	INSTRUCTOR
											Day	Hour			
<b>BIOCHEMISTRY</b>															
* ENTRY CARDS AVAILABLE IN HSB J405															
* PERMISSION OBTAINED IN HSB J405															
6436	BIOC	440	A	3							M W F	830-920	GUC 224 HSB T625	MOLECULAR BIOLOGY AUDITORS BY PERM ONLY	MALSH, K.A.
6437	BIOC	498	A	VAR							ARR	-		UNDERGRAD THESIS	
>>>>	BIOC	499	A	VAR	>						ARR	-		UNDERGRAD RESEARCH CR/NC ONLY	
>>>>	BIOC	515P	A	1	>						ARR	-		P-BIOCHEM REVIEW I CR/NC ONLY	
6440	BIOC	520	A	1							TH	330-500	HSR T639	SEMINAR CR/NC ONLY	
6441	BIOC	530	A	3							M W F	1130-1220	HSR T639	ADV BIOCHEMISTRY	JENSEN, A. HERRIOTT, J. FISCHER, E. NEURATH, H. MALSH, K.A.
>>>>	BIOC	540	U	2	>						ARR	-	HSO J412	LITERATURE REVIEW	DEHAEN, C.
>>>>	BIOC	555	A	1	>						ARR	-		CURRENT TOPICS CR/NC ONLY	
>>>>	BIOC	581	A	3	>						ARR	-		INTRO TO RESEARCH CR/NC ONLY	
6445	BIOC	583	A	2							ARR	-		ADV TECHNIQUES BIOC	HERRIOTT TELLER SCHACKMANN, R.
6446	BIOC	585	A	1	0						ARR	-		NUCLEIC ACIDS, BIOC CR/NC ONLY PERM BY INSTR	YOUNG, E. T.
6447	BIOC	507	A	1	0						ARR	-		MOLEC ASPECTS DIFF CR/NC ONLY PERM BY INSTR	AGABIAN, N.
6448	BIOC	508	A	1	0						ARR	-		MOLEC CEL BID. LIT RV CR/NC ONLY PERM BY INSTR	PALMITER, R. BYERS
6449	BIOC	589	A	1	0						ARR	-		STRUCT MACROMOL CR/NC ONLY PERM BY INSTR	BORNSTEIN
6450	BIOC	590	A	1	0						ARR	-		PROTEIN ENZYME SHNR CR/NC ONLY PERM BY INSTR	MALSH
6451	BIOC	591	A	1	0						ARR	-		SHNR PROTEIN STRUCT CR/NC ONLY PERM BY INSTR	JENSEN HERRIOTT, V.
6452	BIOC	592	A	1	0						ARR	-		TPCS BIOC REGULATN CR/NC ONLY PERM BY INSTR	MORRIS
6453	BIOC	593	A	1	0						ARR	-		ACTIVA OF DEVELOP CR/NC ONLY PERM BY INSTR	SCHACKMANN, R. SHAPIRO, B.
6454	BIOC	594	A	1	0						ARR	-		GLYCOGEN METAB SHNR CR/NC ONLY PERM BY INSTR	FISCHER
6455	BIOC	595	A	1	0						ARR	-		MEMBRANES, BIOENERG CR/NC ONLY PERM BY INSTR	PARSON, H.
6456	BIOC	596	A	1	0						ARR	-		GENE EXPRESSION CR/NC ONLY PERM BY INSTR	PALMITER, R.
6457	BIOC	598	A	1	0						APR	-		SHNR DEVELOPMTL BIOC CR/NC ONLY PERM BY INSTR	HAUSCHKA
6458	BIOC	600	A	VAR	0						ARR	-		INDEPENDT STD/RSCH PERM BY INSTR	

>>>>	LIBR 599	A	3	>	Y TH	1020-1200	SUZ 127	METHODS RES LIBRM	CHISHOLM
>>>>	LIBR 600	A	VAR	>	ARR	-	* *	INDEPENDNT STDY/RSCM CR/NC ONLY	
>>>>	LIBR 700	A	VAR	>	ARR	-	* *	MASTERS THESIS CP/NC ONLY	

## SCHOOL OF MEDICINE ANESTHESIOLOGY

* COURSES NUMBERED WITH A SUFFIX ARE NOT GRADUATE COURSES BUT ARE INTENDED FOR MEDICAL STUDENTS ONLY									
6404	ANEST 498	A	VAR	H	ARR	-	* *	H-UNDERGRAD THESIS	CAPLAN,R.
6405	ANEST 499	A	VAR	H	ARR	-	* *	H-UNDERGRAD RSCM FIRST 6 WEEKS	CAPLAN,R.
6406	ANEST 499	B	VAR	H	ARR	-	* *	SECOND 6 WEEKS	CAPLAN,R.
6407	ANEST 680P	A	4	H	ARR	-	* *	P-H-BASIC ANES CLK FIRST 2 WEEKS 9/26-10/7	FREUND,F. CLAUDER,D. WARD,R. CAPLAN,R.
6408	ANEST 680P	B	4	H	ARR	-	* *	SECOND 2 WEEKS 10/10-10/21	FREUND,F. CLAUDER,D. WARD,R. CAPLAN,R.
6409	ANEST 680P	C	4	H	ARR	-	* *	THIRD 2 WEEKS 10/24-11/4	FREUND,F. CLAUDER,D. WARD,R. CAPLAN,R.
6410	ANEST 680P	D	4	H	ARR	-	* *	FOURTH 2 WEEKS 11/7-11/8	FREUND,F. CLAUDER,D. WARD,R. CAPLAN,R.
6411	ANEST 680P	E	4	H	ARR	-	* *	FIFTH 2 WEEKS 11/21-12/2	FREUND,F. CLAUDER,D. WARD,R. CAPLAN,R.
6412	ANEST 680P	F	4	H	ARR	-	* *	SIXTH 2 WEEKS 12/5-12/16	FREUND,F. CLAUDER,D. WARD,R. CAPLAN,R.
6413	ANEST 680P	G	4	H	ARR	-	* *	SEVENTH 2 WEEKS 12/19-12/30	FREUND,F. CLAUDER,D. WARD,R. CAPLAN,R.
6414	ANEST 681P	A	8	H	ARR	-	* *	P-H-ADV CLKSP ANEST FIRST 4 WEEKS 9/26-10/21	FREUND,F. CLAUDER,D. WARD,R. CAPLAN,R.
6415	ANEST 681P	B	8	H	ARR	-	* *	SECOND 4 WEEKS 10/24-11/18	FREUND,F. CLAUDER,D. WARD,R. CAPLAN,R.
6416	ANEST 681P	C	8	H	ARR	-	* *	THIRD 4 WEEKS 11/21-12/16	FREUND,F. CLAUDER,D. WARD,R. CAPLAN,R.
6417	ANEST 681P	D	8	H	NTWTHF	700-500	* *	FOURTH 4 WEEKS 12/19-1/13	FREUND,F. CLAUDER,D. WARD,R. CAPLAN,R.
6418	ANEST 697P	A	VAR	H	ARR	-	* *	P-H-ANEST SPEC ELCT FIRST 6 WEEKS	CAPLAN,R.
6419	ANEST 697P	B	VAR	H	ARR	-	* *	SECOND 6 WEEKS	CAPLAN,R.
6420	ANEST 697P	C	VAR	H	ARR	-	* *	12 WEEKS	CAPLAN,R.

## ANIMAL MEDICINE

6403	ANMED 526	A	3	>	Y TH	1030-1200	HSP T663A	ZOOLOGIC DISEASES.	
------	-----------	---	---	---	------	-----------	-----------	--------------------	--

H-HONORS # = PERMISSION SIGNATURE \* = NEW COURSE (SEE FRONT OF TIME SCHEDULE)  
 >>>> ENROLLMENT IN THIS SECTION IS LIMITED, AND STUDENTS MUST OBTAIN ENTRY CARDS, THE SCHEDULE LINE NUMBER IS PRINTED ON THE ENTRY CARD AND MUST BE MARKED ON THE OF-SCAN REGISTRATION FORM, BOTH THE OF-SCAN FORM AND CARD MUST BE TURNED IN TO REGISTER.

6459	BIOC 700	A	VAR	0	ARR	-	* *	MASTERS THESIS PERM BY INSTR	
6460	BIOC 800	A	VAR	0	ARR	-	* *	DOCTORAL DISSERTATN PERM BY INSTR	

## BIOLOGICAL STRUCTURE

6461	B STR 498	A	VAR	H	ARR	-	* *	H-UNDERGRAD THESIS	
6462	B STR 499	A	VAR	-	ARR	-	* *	UNDERGRAD RESEARCH	
6463	B STR 501	A	4	0	ARR	-	* *	GROSS ANATOMY PERM BY INSTR	
6464	B STR 501	AN LB		0	ARR	-	* *	PERM BY INSTR	
6465	B STR 512	A	4	0	ARR	-	* *	HUMAN MICROANATOMY PERM BY INSTR	
6466	B STR 530P	A	5		MT TH	920-1120	HSE T625	P-GROSS ANAT DENT	KASHIMA GENRIG KASHIMA GENRIG
6467	B STR 530P	AN LB			MT TH	1020-1220	HSD T669		
					MT TH	1030-1220	HSD T671		
					MT TH	1030-1220	HSE T673		
6468	B STR 540	ZH	1-6		ARR	-	* *	SPEC PROB IN ANAT	CRANEY,D.O.
6469	B STR 541P	A	4		M F	930-1020	HSE T625	P-MICRO ANAT DENT	KOEHLER,J. CHAIRMAN KOEHLER,J. CHAIRMAN
6470	B STR 541P	AN LB			M F	1030-1220	HSD T482		
					M F	1030-1220	HSD T484		
					M F	1030-1220	HSE T485		
6471	B STR 557	A	1		ARR	-	* *	SEMINAR CR/NC ONLY	
6472	B STR 595	A	1-5	0	ARR	-	* *	SKIN BIOL CR/NC ONLY PERM BY INSTR	HOLBROOK,K.
6473	B STR 596	A	1-5	0	ARR	-	* *	SEM-EXP IMMUNOHEMAT CR/NC ONLY PERM BY INSTR	ROSSE,C. CHING,L.H. FARR,A. LEE,H. POLLACK,S. HAMILTON,B.
6474	B STR 597	A	1-5	0	ARR	-	* *	TOPICS IN NEUROBIOL CR/NC ONLY PERM BY INSTR	DYERS,W. HARRIS,R. SHERN,H. SUNDSTEN,J.
6475	B STR 598	A	1	0	ARR	-	* *	BIO STR RESEARCH CR/NC ONLY PERM BY INSTR	
6476	B STR 600	A	VAR		ARR	-	* *	INDEPENDNT STDY/RSCM	
6477	B STR 700	A	VAR		ARR	-	* *	MASTERS THESIS	
6478	B STR 800	A	VAR		ARR	-	* *	DOCTORAL DISSERTATN	

## BIOMEDICAL HISTORY

* ENTRY CARDS AVAILABLE IN HSB A204									
6479	BI HS 418	A	3		H M F	1030-1120	HSD T473	HIST OF ANER MED.	WHORTON,J.C.
6480	BI HS 419	A	3		H M F	920-1020	HSD T473	HST FOUND HDRN BIOL	BENSON,K.R.
6481	BI HS 432	A	3		H M F	1230-120	HSD T359	MADNESS & CIVILZTN	BODENER,C.W.
>>>>	BI HS 464	UA	3	>	M	600-800 P	HSD T625	MED IN HST CHIN CIV IN CONJ WITH CNE 1111	BODENER
6483	BI HS 470	A	3		H M F	1230-120	HSD E212	LAW AND MEDICINE	SPEER,J.D.
>>>>	BI HS 497	A	VAR	>	ARR	-	* *	BI HS SPEC ELECTVS	BENSON,K.R. BODENER,C.W. MC CORMICK,T SPEER,J.D. WHORTON,J.C.

H-HONORS # = PERMISSION SIGNATURE \* = NEW COURSE (SEE FRONT OF TIME SCHEDULE)  
 >>>> ENROLLMENT IN THIS SECTION IS LIMITED, AND STUDENTS MUST OBTAIN ENTRY CARDS, THE SCHEDULE LINE NUMBER IS PRINTED ON THE ENTRY CARD AND MUST BE MARKED ON THE OF-SCAN REGISTRATION FORM, BOTH THE OF-SCAN FORM AND CARD MUST BE TURNED IN TO REGISTER.



6510	CONJ	677P	B	8	ARR	-	*	* SECOND 4 WEEKS 10/24-11/18 MED RESPONSIBLE	VAN ARSDEL BIERMAN,A.
6511	CONJ	677P	C	8	ARR	-	*	* THIRD 4 WEEKS 11/21-12/16 MED RESPONSIBLE	VAN ARSDEL BIERMAN,A.
6512	CONJ	677P	D	12	ARR	-	*	* FIRST 6 WEEKS 9/26-11/4 MED RESPONSIBLE	VAN ARSDEL BIERMAN,A.
6513	CONJ	677P	E	12	ARR	-	*	* SECOND 6 WEEKS 11/7-11/18 MED RESPONSIBLE	VAN ARSDEL BIERMAN,A.
6514	CONJ	677P	F	6	ARR	-	*	* FOURTH 4 WEEKS 12/19-1/13 MED RESPONSIBLE	BIERMAN VAN ARSDEL

**FAMILY MEDICINE**

>>>>	FAMED	499	A	VAR	ARR	-	*	* UNDERGRAD RESEARCH ENTRY CARDS UHM E-304	BERG,A-D. ASHMORTH,C.	
>>>>	FAMED	501P	A	2.5	ARR	-	*	* P-INT FAM MED PREPT ENTRY CARDS UHM C408	KIRKWOOD,C.R.	
7381	FAMED	520P	A	3.5	M	1230-120	HSF	1747	P-CNT CLKSRP FAMED	SMITH,C.K. PEYER,B.A.
7382	FAMED	664P	A	0/12	ARR	-	*	*	COGGAN,P.G.	
7383	FAMED	664P	B	0/12	ARR	-	*	*	COGGAN,P.G.	
7384	FAMED	664P	C	0/12	ARR	-	*	*	COGGAN,P.G.	
7385	FAMED	665P	A	12	ARR	-	*	*	PHILLIPS,W.P.	
7386	FAMED	665P	B	12	ARR	-	*	*	PHILLIPS,W.P.	
7387	FAMED	670P	A	4	ARR	-	*	*	SHILKSTEIN	
7388	FAMED	670P	B	4	ARR	-	*	*	SHILKSTEIN,G.	
7389	FAMED	670P	C	4	ARR	-	*	*	SHILKSTEIN,G.	
7390	FAMED	670P	D	4	ARR	-	*	*	SHILKSTEIN,G.	
7391	FAMED	670P	E	4	ARR	-	*	*	SHILKSTEIN,G.	
7392	FAMED	670P	F	4	ARR	-	*	*	SHILKSTEIN,G.	
7393	FAMED	670P	G	4	ARR	-	*	*	SHILKSTEIN,G.	
7394	FAMED	670P	H	8	ARR	-	*	*	SHILKSTEIN,G.	
7395	FAMED	670P	I	8	ARR	-	*	*	SHILKSTEIN,G.	
7396	FAMED	670P	J	8	ARR	-	*	*	SHILKSTEIN,G.	
7397	FAMED	670P	K	8	ARR	-	*	*	SHILKSTEIN,G.	
7398	FAMED	670P	L	VAR	ARR	-	*	*	SHILKSTEIN,G.	
7399	FAMED	670P	M	VAR	ARR	-	*	*	SHILKSTEIN,G.	
7400	FAMED	670P	N	VAR	ARR	-	*	*	SHILKSTEIN,G.	
7401	FAMED	671P	A	4	ARR	-	*	*	SHILKSTEIN,G.	
7402	FAMED	671P	B	4	ARR	-	*	*	SHILKSTEIN,G.	
7403	FAMED	671P	C	4	ARR	-	*	*	SHILKSTEIN,G.	
7404	FAMED	671P	D	4	ARR	-	*	*	SHILKSTEIN,G.	
7405	FAMED	671P	E	4	ARR	-	*	*	SHILKSTEIN,G.	
7406	FAMED	671P	F	4	ARR	-	*	*	SHILKSTEIN,G.	
7407	FAMED	671P	G	4	ARR	-	*	*	SHILKSTEIN,G.	
7408	FAMED	671P	H	8	ARR	-	*	*	SHILKSTEIN,G.	

H-HONORS    \* = PERMISSION SIGNATURE    N-NEW COURSE (SEE FRONT OF THIS SCHEDULE)  
 >>> ENROLLMENT IN THIS SECTION IS LIMITED, AND STUDENTS MUST OBTAIN ENTRY CARDS, THE SCHEDULE LINE NUMBER IS PRINTED ON THE ENTRY CARD AND MUST BE MARKED ON THE CP-SCAN REGISTRATION FORM, BOTH THE CP-SCAN FORM AND CARD MUST BE TURNED IN TO REGISTER.

6435	HUBID	565P	A	3	S	830-1200	*	*	P-SAT MORN CL COMF	GOODELL,D. POLLOCK,S.
------	-------	------	---	---	---	----------	---	---	--------------------	--------------------------

**LABORATORY MEDICINE**

* ENTRY CARDS AVAILABLE IN UHM AA210										
* PERMISSION OBTAINED IN UHM AA210										
7355	LAB M	322	A	5	T	1030-1120	HSB	E216	NO TCH-INT CL CHEM	SZABO,L.L.
7356	LAB M	322	AN	LB	M W F	1030-1120	HSB	1531		SZABO,L.
7357	LAB M	322	AD	LB	T	130-420	HSB	1575		SZABO,L.
					TH	130-420	HSB	1575		
					TH	130-420	HSB	1576		
7358	LAB M	423	A	10	MTWTF	800-500	*	*	CLIN CHEMISTRY	SZABO,L.L.
7359	LAB M	424	A	8	MTWTF	800-500	*	*	CLIN MICROBIOLOGY	MC GONAGLE,L.
7360	LAB M	425	A	8	MTWTF	800-500	*	*	CLIN HEMATOLOGY	BEHRENS,J.A.
7361	LAB M	426	A	6	MTWTF	800-500	*	*	CL INHUMHEMATOLGY	HANERNYK,P.
>>>>	LAB M	499	A	VAR	APR	-	*	*	UNDERGRAD RES CR/MC ONLY	DEITER,J.
7362	LAB M	502	A	1	M	330-430	HSB	0209	LAB MED SEMINAR CR/MC ONLY	LABBE,R.
7364	LAB M	510	A	1	M	230-320	HSB	E204	RESEARCH CONFERENCE CR/MC ONLY	
					W	230-320	HSB	E204		
>>>>	LAB M	590P	A	VAR	ARR	-	*	*	P-RES PROJ LAB MED	
7366	LAB M	596	A	2	T	830-1020	UHM	CC512	CLIN CHEMISTRY SMNR	DELANEY,C. RAISYS,V.
>>>>	LAB M	677P	A	4	ARR	-	*	*	P-CLIN ELECTROENCEP FIRST 2 WEEKS 9/26-10/7	
>>>>	LAB M	677P	B	4	ARR	-	*	*	SECOND 2 WEEKS 10/10-10/21	
>>>>	LAB M	677P	C	4	ARR	-	*	*	THIRD 2 WEEKS 10/24-11/4	
>>>>	LAB M	677P	E	4	ARR	-	*	*	FOURTH 2 WEEKS 11/7-11/18	
>>>>	LAB M	677P	F	4	ARR	-	*	*	FIFTH 2 WEEKS 11/21-12/2	
>>>>	LAB M	680P	A	4	ARR	-	*	*	SIXTH 2 WEEKS 12/5-12/16	
>>>>	LAB M	680P	A	4	ARR	-	*	*	P-CLIN LAB TEST FIRST 2 WEEKS 9/26-10/7	
>>>>	LAB M	680P	B	4	ARR	-	*	*	SECOND 2 WEEKS 10/10-10/21	
>>>>	LAB M	680P	C	4	ARR	-	*	*	THIRD 2 WEEKS 10/24-11/4	
>>>>	LAB M	680P	D	4	ARR	-	*	*	FOURTH 2 WEEKS 11/7-11/18	
>>>>	LAB M	680P	E	4	ARR	-	*	*	SIXTH 2 WEEKS 12/5-12/16	
>>>>	LAB M	700	A	VAR	ARR	-	*	*	MASTERS THESIS CR/MC ONLY	

**MEDICAL PRACTICE**

6515	MED P	501P	A	1	ARR	-	*	*	P-PRECEP IN MED	PHILLIPS
>>	6516	MED P	502P	A	1	ARR	-	*	P-PRECEP IN PEDS	PHILLIPS
>>>>	MED P	502P	B	1	ARR	-	*	*	ENTRY CARDS CDC 288	DEISHER,R.W.
6518	MED P	503P	A	1	ARR	-	*	*	P-PRECEP IN CHAP	PHILLIPS
									SHILKSTEIN,G.	CRICKEY,R.
6519	MED P	601P	A	VAR	ARR	-	*	*	P-VISIT MED CLERK	PHILLIPS

H-HONORS    \* = PERMISSION SIGNATURE    N-NEW COURSE (SEE FRONT OF THIS SCHEDULE)  
 >>> ENROLLMENT IN THIS SECTION IS LIMITED, AND STUDENTS MUST OBTAIN ENTRY CARDS, THE SCHEDULE LINE NUMBER IS PRINTED ON THE ENTRY CARD AND MUST BE MARKED ON THE CP-SCAN REGISTRATION FORM, BOTH THE CP-SCAN FORM AND CARD MUST BE TURNED IN TO REGISTER.



6548	MED	644	C	1-3	ARR	-	*	•	THIRD 2 WEEKS 10/24-11/4	STAMM HANDSFIELD HOLMES COREY
6549	MED	644	D	1-3	ARR	-	*	•	FOURTH 2 WEEKS 11/7-11/19	STAMM HANDSFIELD HOLMES COREY
6550	MED	644	E	1-3	ARR	-	*	•	FIFTH 2 WEEKS 11/21-12/2	STAMM HANDSFIELD HOLMES COREY
6551	MED	644	F	1-3	ARR	-	*	•	SIXTH 2 WEEKS 12/5-12/10	STAMM HANDSFIELD HOLMES COREY
6552	MED	644	G	1-3	ARR	-	*	•	1ST 4 WEEKS 12/19-12/30	STAMM HANDSFIELD HOLMES COREY
6553	MED	644	H	1-3	ARR	-	*	•	FIRST 4 WEEKS 9/26-10/21	STAMM HANDSFIELD HOLMES COREY
6554	MED	644	I	1-3	ARR	-	*	•	SECOND 4 WEEKS 10/24-11/18	STAMM HANDSFIELD HOLMES COREY
6555	MED	644	J	1-3	ARR	-	*	•	THIRD 4 WEEKS 11/21-12/16	STAMM HANDSFIELD HOLMES COREY
6556	MED	644	K	1-3	ARR	-	*	•	FOURTH 4 WEEKS 12/19-1/13	STAMM HANDSFIELD HOLMES COREY
6557	MED	645	A	8	ARR	-	*	•	CL ENDD & GER MED FIRST 4 WEEKS 9/26-10/21	BREHNER HALTER
6558	MED	645	B	8	ARR	-	*	•	SECOND 4 WEEKS 10/24-11/18	BREHNER HALTER
6559	MED	645	C	8	ARR	-	*	•	THIRD 4 WEEKS 11/21-12/16	BREHNER HALTER
6560	MED	645	D	8	ARR	-	*	•	FOURTH 4 WEEKS 12/19-1/13	BREHNER HALTER
6561	MED	649P	A	2-5	ARR	-	*	•	P-PRIN MED GENET HALF DAYS- 12 WEEKS 9/26-12/16	NOTULSKY STANATOVANKO
6562	MED	665P	A	24	ARR	-	*	•	P-CL CLERKSHIPS 12 WEEKS 9/26-12/16	FLEET PUPE EHLER GODELL HENDSON RAMSEY LARSON
6563	MED	666P	A	12	ARR	-	*	•	P-CL CLERK MED MANI FIRST 4 WEEKS 9/26-11/4	MALLACE
6564	MED	666P	B	12	ARR	-	*	•	SECOND 6 WEEKS 11/7-12/16	MALLACE
6565	MED	678P	A	8	ARR	-	*	•	P-CLIN DERMATOLOGY FIRST 4 WEEKS 9/26-10/21	BAKER FRANZ CLERUD TIGELAAR PEHLKE ODLAND
6566	MED	678P	B	8	ARR	-	*	•	SECOND 4 WEEKS 10/24-11/7	BAKER FRANZ CLERUD TIGELAAR PEHLKE ODLAND
6567	MED	679P	A	8	ARR	-	*	•	P-CLIN GASTROENTRO FIRST 4 WEEKS 9/26-10/21	SAUNDERS
6568	MED	679P	B	8	ARR	-	*	•	SECOND 4 WEEKS 10/24-11/18	SAUNDERS
6569	MED	679P	C	8	ARR	-	*	•	THIRD 4 WEEKS 11/21-12/16	SAUNDERS
6570	MED	679P	D	8	ARR	-	*	•	FOURTH 4 WEEKS 12/19-1/13	SAUNDERS
6571	MED	679P	E	12	ARR	-	*	•	FIRST 6 WEEKS 9/26-11/4	SAUNDERS
6572	MED	679P	F	12	ARR	-	*	•	SECOND 6 WEEKS 11/7-12/16	SAUNDERS

6596	MED	684P	D	8	ARR	-	*	•	FOURTH 4 WEEKS 12/19-1/13	FINCH HARKER ADAMSON THOMPSON
6597	MED	685P	A	12	ARR	-	*	•	P-CL GENETICS FIRST 6 WEEKS 9/26-11/4	STANATOVANKO NOTULSKY
6598	MED	685P	B	12	ARR	-	*	•	SECOND 6 WEEKS 11/7-12/16	STANATOVANKO NOTULSKY
6599	MED	686P	A	8	ARR	-	*	•	P-CLIN NEUROL FIRST 4 WEEKS 9/26-10/21	PELLETIER SWANSON,P.
6600	MED	686P	B	8	ARR	-	*	•	SECOND 4 WEEKS 10/24-11/18	PELLETIER SWANSON,P.
6601	MED	686P	C	8	ARR	-	*	•	THIRD 4 WEEKS 11/21-12/16	PELLETIER SWANSON,P.
6602	MED	686P	D	8	ARR	-	*	•	FOURTH 4 WEEKS 12/19-1/13	PELLETIER
6603	MED	687P	A	VAR	ARR	-	*	•	P-AMB MED ELEC 12 WEEKS 9/26-12/16	FEATHERSTONE CLARK
6604	MED	687P	B	2-5	ARR	-	*	•	HALF DAYS 9/26-12/16	CLARK FEATHERSTONE
6605	MED	688P	A	8	ARR	-	*	•	P-HARD MED SUB FIRST 4 WEEKS 9/26-10/21	EHLER LEFTIK TURCK GODELL
6606	MED	688P	B	8	ARR	-	*	•	SECOND 4 WEEKS 10/24-11/18	EHLER LEFTIK TURCK GODELL
6607	MED	688P	C	8	ARR	-	*	•	THIRD 4 WEEKS 11/21-12/16	EHLER LEFTIK TURCK GODELL
6608	MED	688P	D	8	ARR	-	*	•	FOURTH 4 WEEKS 12/19-1/13	EHLER LEFTIK TURCK GODELL
6609	MED	688P	E	12	ARR	-	*	•	FIRST 6 WEEKS 9/26-11/4	EHLER LEFTIK TURCK GODELL
6610	MED	688P	F	12	ARR	-	*	•	SECOND 6 WEEKS 11/7-12/16	EHLER LEFTIK TURCK
6611	MED	688P	G	24	ARR	-	*	•	12 WEEKS 9/26-12/16	TURCK EHLER GODELL LEFTIK
6612	MED	689P	A	4	ARR	-	*	•	P-CL INFEC DIS FIRST 2 WEEKS 9/26-10/7	KIRBY,N.
6613	MED	689P	B	4	ARR	-	*	•	SECOND 2 WEEKS 10/10-10/21	KIRBY,N.
6614	MED	689P	C	4	ARR	-	*	•	THIRD 2 WEEKS 10/24-11/4	KIRBY,N.
6615	MED	689P	D	4	ARR	-	*	•	FOURTH 2 WEEKS 11/7-11/18	KIRBY,N.
6616	MED	689P	E	4	ARR	-	*	•	FIFTH 2 WEEKS 11/21-12/2	KIRBY,N.
6617	MED	689P	F	4	ARR	-	*	•	SIXTH 2 WEEKS 12/5-12/16	KIRBY,N.
6618	MED	689P	G	4	ARR	-	*	•	SEVENTH 2 WEEKS 12/19-12/30	KIRBY
6619	MED	689P	H	8	ARR	-	*	•	FIRST 4 WEEKS 9/26-10/21	HOLMES PLORDE KIRBY,N. COURT
6620	MED	689P	I	8	ARR	-	*	•	SECOND 4 WEEKS 10/24-11/18	HOLMES PLORDE KIRBY,N. COURT
6621	MED	689P	J	8	ARR	-	*	•	THIRD 4 WEEKS 11/21-12/16	HOLMES PLORDE KIRBY,N. COURT
6622	MED	689P	K	8	ARR	-	*	•	FOURTH 4 WEEKS 12/19-1/13	HOLMES PLORDE KIRBY,N. COURT
6623	MED	689P	L	12	ARR	-	*	•	FIRST 6 WEEKS 9/26-11/4	HOLMES PLORDE KIRBY,N.
6624	MED	689P	M	12	ARR	-	*	•	SECOND 6 WEEKS 11/7-12/16	KIRBY,N.

# SCHOOL OF MEDICINE

Sched. Line No.	DEPARTMENT	COURSE TERM	SECTION	CREDITS	TIME		LOCATION	TITLE AND REMARKS	INSTRUCTOR
					Day	Hour			
6625	MED	690P	A	0	ARR	-	*	P-CARD SUBINTERNSHIP FIRST 4 WEEKS 9/26-10/21	KENNEDY
6626	MED	690P	B	0	ARR	-	*	SECOND 4 WEEKS 10/24-11/18	KENNEDY
6627	MED	690P	C	0	ARR	-	*	THIRD 4 WEEKS 11/21-12/16	KENNEDY
6628	MED	690P	D	0	ARR	-	*	FOURTH 4 WEEKS 12/19-1/13	KENNEDY
6629	MED	692P	A	4	ARR	-	*	P-CL ENDOCRINOL FIRST 2 WEEKS 9/26-10/7	TREECE
6630	MED	692P	B	4	ARR	-	*	SECOND 2 WEEKS 10/10-10/21	TREECE
6631	MED	692P	C	4	ARR	-	*	THIRD 2 WEEKS 10/24-11/4	TREECE
6632	MED	692P	D	4	ARR	-	*	FOURTH 2 WEEKS 11/7-11/18	TREECE
6633	MED	692P	E	4	ARR	-	*	FIFTH 2 WEEKS 11/21-12/2	TREECE
6634	MED	692P	F	4	ARR	-	*	SIXTH 2 WEEKS 12/5-12/16	TREECE
6635	MED	692P	G	4	ARR	-	*	SEVENTH 2 WEEKS 12/19-12/30	TREECE
6636	MED	692P	H	8	ARR	-	*	FIRST 4 WEEKS 9/26-10/21	GODDNER TREECE
6637	MED	692P	I	8	ARR	-	*	SECOND 4 WEEKS 10/24-11/18	GODDNER TREECE
6638	MED	692P	J	8	ARR	-	*	THIRD 4 WEEKS 11/21-12/16	GODDNER TREECE
6639	MED	692P	K	8	ARR	-	*	FOURTH 4 WEEKS 12/19-1/13	GODDNER TREECE
6640	MED	692P	L	12	ARR	-	*	FIRST 6 WEEKS 9/26-11/4	GODDNER TREECE
6641	MED	692P	M	12	ARR	-	*	SECOND 6 WEEKS 11/7-12/16	GODDNER TREECE
6642	MED	692P	N	VAR	ARR	-	*	12 WEEKS 9/26-12/16	GODDNER TREECE
6643	MED	693P	A	0	ARR	-	*	P-NEPHROFLUID BAL FIRST 4 WEEKS	SHERRARD COUSER
6644	MED	693P	B	0	ARR	-	*	9/26-10/21 SECOND 4 WEEKS 10/24-11/18	MATHENS SHERRARD COUSER
6645	MED	693P	C	8	ARR	-	*	THIRD 4 WEEKS 11/21-12/16	MATHENS SHERRARD COUSER
6646	MED	693P	D	8	ARR	-	*	FOURTH 4 WEEKS 12/19-1/13	MATHENS COUSER SHERRARD
6647	MED	695P	A	0	ARR	-	*	P-CLIN ASP AGING FIRST 4 WEEKS 9/26-10/21	CLARK PELLETIER
6648	MED	695P	B	8	ARR	-	*	SECOND 4 WEEKS 10/24-11/18	CLARK PELLETIER
6649	MED	695P	C	8	ARR	-	*	THIRD 4 WEEKS 11/21-12/16	CLARK PELLETIER
6650	MED	695P	D	8	ARR	-	*	FOURTH 4 WEEKS 12/19-1/13	CLARK PELLETIER
>>>>	MED	697P	A	VAR	ARR	-	*	P-MED SPEC ELEC FIRST 6 WEEKS 9/26-11/4	RAMSEY
>>>>	MED	697P	B	VAR	ARR	-	*	SECOND 6 WEEKS 11/7-12/6	RAMSEY
>>>>	MED	697P	C	VAR	ARR	-	*	12 WEEKS 9/26-12/16	RAMSEY
<b>MICROBIOLOGY &amp; IMMUNOLOGY</b>									
6654	MICRO	301	A	3	M W F	1130-1220	HSE 1439	GEN MICROBIOLOGY	
6655	MICRO	302	ZN	2	T TH	130-320	HSE 1366	GEN MICRO LAB	DICKNELL, M.E.
					T TH	130-320	HSE 1370	NO AUDITORS	
					T TH	130-320	HSE 1375	ATTENDANCE REQUIRED	
					T TH	130-320	HSE 1379	FIRST SESSION	

Sched. Line No.	DEPARTMENT	COURSE TERM	SECTION	CREDITS	TIME		LOCATION	TITLE AND REMARKS	INSTRUCTOR
					Day	Hour			
6681	MICRO	573	A	1	TH	430-520 PM	HSE 1473	GEN IMMUNOL SEMINAR CR/NC ONLY	WILSON, R.E.
6682	MICRO	574	A	1	TH	430-520 PM	HSE 1473A	ANTIBODY RESPONSE CR/NC ONLY	STORR, U.D.
6683	MICRO	576	A	1	ARR	430-600 PM	HSE G324	PERH OF INSTR HSD 1356 BASIC TUMOR IMMUNOL CR/NC ONLY	HELLSTROM, J.
6684	MICRO	577	A	1	ARR	-	*	PERH OF INSTR HRC 419	
6685	MICRO	578	A	1	ARR	-	*	CELLULAR IMMUNITY CR/NC ONLY	CLAGETT, J.A.
6686	MICRO	585	A	1	ARR	-	*	PERH OF INSTR HSD D652	
6687	MICRO	585	A	1	ARR	-	*	CELLULAR IMMUNOLOGY CR/NC ONLY	RAFF, H.V.
6688	MICRO	585	A	1	ARR	-	*	PERH OF INSTR HSD F310	
6689	MICRO	585	A	1	ARR	-	*	RES CELL MOL BIOL CR/NC ONLY	CHAMPOUX, J.
6690	MICRO	585	A	1	ARR	-	*	PERH OF INSTR HSD F 304A	
>>>>	MICRO	599	A	VAR	ARR	-	*	TPCS IN MICRO 6 THM CR/NC ONLY	
6600	MICRO	600	A	VAR	ARR	-	*	ENTRY CARDS HSD 6303	
6609	MICRO	700	A	VAR	ARR	-	*	INDEPENDENT STDY/RSCM CR/NC ONLY	
6690	MICRO	800	A	VAR	ARR	-	*	MASTERS THESIS CR/NC ONLY	
6690	MICRO	800	A	VAR	ARR	-	*	DOCTORAL DISSERTATION CR/NC ONLY	
<b>NEUROLOGICAL SURGERY</b>									
>>>>	NR	498	A	VAR	ARR	-	*	* ENTRY CARDS AVAILABLE IN UWH RR744	
>>>>	NR	499	A	VAR	MTWTF	800-500	*	UNDERGRAD RESEARCH	OJEMANN, G.
>>>>	NR	499	A	VAR	MTWTF	800-500	*	UNDERGRAD RESEARCH FIRST 6 WEEKS	OJEMANN, G.
>>>>	NR	499	B	VAR	MTWTF	800-500	*	SECOND 6 WEEKS	OJEMANN, G.
6694	NR	505P	A	1	ARR	-	*	P-PRECEPT NEUROSURG	LOESER, J.D.
>>>>	NR	528P	A	1	M	1130-100	*	P-NEUROLOG SURG SEM	CALVIN, W. WESTRUM, L.
>>>>	NR	542	A	2	M	930-1230	*	EPILEPSY RESEARCH	WESTRUM, L. OJEMANN, G.
6697	NR	680P	A	4	ARR	-	*	P-NEURO SURG CLKSHIP FIRST 2 WEEKS 9/26-10/7	HARD, A.A. KELLY, M. LOESER, J.D. HARRIS, A.B. WYLER, A.R. BURCHIEL, K.
6698	NR	680P	B	4	ARR	-	*	SECOND 2 WEEKS 10/10-10/21	OJEMANN, G. HARD, A.A. KELLY, M. LOESER, J.D. HARRIS, A.B. WYLER, A.R. BURCHIEL, K.
6699	NR	680P	C	4	ARR	-	*	THIRD 2 WEEKS 10/24-11/4	OJEMANN, G. HARD, A.A. KELLY, M. LOESER, J.D. HARRIS, A.B. WYLER, A.R. BURCHIEL, K.
6700	NR	680P	D	4	ARR	-	*	FOURTH 2 WEEKS 11/7-11/18	OJEMANN, G. HARD, A.A. KELLY, M. LOESER, J.D. HARRIS, A.B. WYLER, A.R. BURCHIEL, K.

6656	MICRO 302	ZD	2	T TH	330-520	HSP T366 HSP T370 HSP T375 HSP T379	NO AUDITORS ATTENDANCE REQUIRED FIRST SESSION	BICKNELL, H.E.
>>>>	MICRO 319	ZN	1	ARR	-	HSP T286	MICRO LAB TECHS CR/NC ONLY ENTRY CARDS HSB T286	PARKHURST, C.
>>>>	MICRO 320	A	2	M	1230-120	HSP T360A	MEDIA PREPARATION CP/NC ONLY ENTRY CARDS HSB T286	PARKHURST, D.
>>>>	MICRO 320	AM LB		ARR	-	HSP T286	CR/NC ONLY ENTRY CARDS HSB T286	PARKHURST, D.
>>>>	MICRO 322	A	5	ARR	-	* * *	APPLIED CLIN MICRO ENTRY CARDS HSB G303	SCHDENKRECHT
6661	MICRO 400	A	3	M W F	130-220	HSP T747	FUND OF GEN MICRO	
6662	MICRO 402	ZN	3	M W F	230-420	HSP T370 HSP T376 HSP T380	FUND GEN MICRO LAB ATTNOCNE REQ 1ST SESSN PLUS ADDTL TIME * NO AUDITORS	LAXSON, C.F.
6663	MICRO 440	A	1	T TH	920-1020	HSP T663	INTRO DACT FOR HTS 1ST 4 WKS ONLY MED TECH STUDENTS, OTHERS BY PERM ONLY	
6664	MICRO 441	A	3	M W F	920-1020	HSP T439	IMM MED BACT & VIR	
6665	MICRO 443	ZN	3	M W F	1030-1220	HSP T359 HSP T359A	MEDICAL MICRO LAB PLUS ADDTL TIME * NO AUDITORS LAB ROOMS * ATTENDANCE REQUIRED FIRST SESSION	COYLE, M.B. MEMMER, R.J.
>>>>	MICRO 495	A	VAR	ARR	-	* * *	H-HOURS UNDERGRAD ENTRY CARDS HSB G303	STANTON, T.H.
>>>>	MICRO 496	A	2	ARR	-	* * *	UNDERGRAD LIBR RSCH CP/NC ONLY ENTRY CARDS HSB F329	STALEY, J.T.
>>>>	MICRO 497	A	VAR	MTWTF	800-500	* * *	MICRO SPEC ELECTVS ENTRY CARDS HSB G303 FIRST 6 WEEKS MED STUDENTS ONLY	
>>>>	MICRO 497	B	VAR	MTWTF	800-500	* * *	SECOND 6 WEEKS MED STUDENTS ONLY ENTRY CARDS HSB G303	
>>>>	MICRO 497	C	VAR	MTWTF	800-500	* * *	TWELVE WEEKS MED STUDENTS ONLY	
>>>>	MICRO 498	A	VAR	ARR	-	* * *	UNDERGRAD THESIS ENTRY CARDS HSB G303 MED STUDENTS ONLY	
>>>>	MICRO 499	A	VAR	ARR	-	* * *	UNDERGRAD LAB RSCH ENTRY CARDS HSB G303	STALEY, J.T.
6673	MICRO 500	A	VAR	ARR	-	* * *	INTRO TO RESEARCH CR/NC ONLY PERM BY INSTR HSB G309	NESTER, E.H.
6674	MICRO 512	A	1	M	400-530	HSP G324	PHYS GENE EXPRESS CR/NC ONLY PERM OF INST HSB I312A	WHITELEY, H.R.
6675	MICRO 520	A	1	T	330-530	HSP T733	SEMINAR CR/NC ONLY	
6676	MICRO 532	A	1	ARR	-	* * *	SEM IN GEN MICRO CR/NC ONLY PERM OF INSTR HSB F319	STALEY, J.T. LIDSTROM, H.E.
6677	MICRO 550	A	2	TH	130-320	HSP T531 HSP T531A	SELECTED TOPICS IMM CR/NC ONLY PERM OF INSTR HSB G303	
6678	MICRO 554	A	1	T	1230-120	HSP T360A	MOLEC & MED MICRO CR/NC ONLY PERM OF INSTR HSB H325	SHERRIS, J.C. RAFF, H.V. GRDHAN, N.
>>>>	MICRO 555	A	2.5	MTWTF	1130-1220	UMW 88233	ADV CLINICAL MICRO CR/NC ONLY ENTRY CARDS HSB G303	TOMPkins, L.S. SCHDENKRECHT
>>>>	MICRO 556	A	VAR	ARR	-	* * *	CLIN MICRO TNGERSCH CR/NC ONLY ENTRY CARDS HSB G303	

6701	NR	680P	E	4	ARR	-	* * *	FIFTH 2 WEEKS 11/21-12/2	WARD, A.A. KELLY, M. LOESER, J.D. HARRIS, A.B. MYLER, A.R. BURCHIEL, K.J. OJEMANN, G.
6702	NR	680P	F	4	ARR	-	* * *	SIXTH 2 WEEKS 12/3-12/16	WARD, A.A. KELLY, M. LOESER, J.D. HARRIS, A.B. MYLER, A.R. BURCHIEL, K.J. OJEMANN, G.
6703	NR	680P	G	4	ARR	-	* * *	SEVENTH 2 WEEKS 12/19-12/30	WARD, A.A. KELLY, M. LOESER, J.D. HARRIS, A.B. MYLER, A.R. BURCHIEL, K.J. OJEMANN, G.
6704	NR	680P	H	8	ARR	-	* * *	FIRST 4 WEEKS 9/26-10/21	WARD, A.A. KELLY, M. LOESER, J.D. HARRIS, A.B. MYLER, A.R. BURCHIEL, K.J. OJEMANN, G.
6705	NR	680P	I	8	ARR	-	* * *	SECOND 4 WEEKS 10/24-11/18	WARD, A.A. KELLY, M. LOESER, J.D. HARRIS, A.B. MYLER, A.R. BURCHIEL, K.J. OJEMANN, G.
6706	NR	680P	J	8	ARR	-	* * *	THIRD 4 WEEKS 11/21-12/16	WARD, A.A. KELLY, M. LOESER, J.D. HARRIS, A.B. MYLER, A.R. BURCHIEL, K.J. OJEMANN, G.
6707	NR	680P	K	8	ARR	-	* * *	FOURTH 4 WEEKS 12/19-1/13	WARD, A.A. KELLY, M. LOESER, J.D. HARRIS, A.B. MYLER, A.R. BURCHIEL, K.J. OJEMANN, G.
6708	NR	681P	A	2.5	T	100-500	* * *	P-SEIZURE CL CLKSH	WILENSKY, A.J.
6709	NR	697P	A	VAR	ARR	-	* * *	P-NR SPEC ELECTIVES FIRST 6 WEEKS	WARD, A.A.
6710	NR	697P	B	VAR	ARR	-	* * *	SECOND 6 WEEKS	WARD, A.A.
6711	NR	697P	C	VAR	ARR	-	* * *	12 WEEKS	WARD, A.A.

### OBSTETRICS AND GYNECOLOGY

		* ENTRY CARDS AVAILABLE IN UMH 88667							
>>>>	OB GY 498	A	VAR	MTWTF	ECO-500	* * *	UNDERGRAD THESIS ENTRY CARDS UMH 88667 12 WEEKS	VONTVER, L.A.	
>>>>	OB GY 499	A	VAR	MTWTF	ECO-500	* * *	UNDERGRAD RESEARCH ENTRY CARDS UMH 88667 12 WEEKS	VONTVER, L.A.	
>>>>	OB GY 579P	A	VAR	ARR	-	* * *	P-CDCGYN INVESTIGA ENTRY CARDS UMH 88667	VONTVER, L.A.	
6715	OB GY 665P	A	12	ARR	-	* * *	P-OB GY CLERK UH FIRST 6 WEEKS 9/26-11/4	BROWN, Z.A. MOORE, D.E. ESCHENBACH, D. SMITH, J.R. CONRAD, J. VONTVER, L. PRINCE, E. SPADINI, L.R. BENEDETTI, T. STENCHER, R. TAMINI, H. SHY, K.	

H-HONORS \* PERMISSION SIGNATURE %-NEW COURSE (SEE FRONT OF TIME SCHEDULE)  
 >>> ENROLLMENT IN THIS SECTION IS LIMITED, AND STUDENTS MUST OBTAIN ENTRY CARDS. THE SCHEDULE LINE NUMBER IS PRINTED ON THE ENTRY CARD AND MUST BE MARKED ON THE OP-SCAN REGISTRATION FORM. BOTH THE OP-SCAN FORM AND CARD MUST BE TURNED IN TO REGISTER.

H-HONORS \* PERMISSION SIGNATURE %-NEW COURSE (SEE FRONT OF TIME SCHEDULE)  
 >>> ENROLLMENT IN THIS SECTION IS LIMITED, AND STUDENTS MUST OBTAIN ENTRY CARDS. THE SCHEDULE LINE NUMBER IS PRINTED ON THE ENTRY CARD AND MUST BE MARKED ON THE OP-SCAN REGISTRATION FORM. BOTH THE OP-SCAN FORM AND CARD MUST BE TURNED IN TO REGISTER.



# SCHOOL OF MEDICINE

102

Sched. Line No.	DEPARTMENT	COURSE	TERM	SECTION	CREDITS	TIME		LOCATION	TITLE AND REMARKS	INSTRUCTOR
						Day	Hour			
6716	DB	GY 665P	B	12		ARR	-		SECOND 6 WEEKS 11/7-12/16	BROWN, Z. MOORE, D. E. ESCHENBACH, T. SMITH, J. P. CONRAD, J. VONTVER, L. A. PRINCE, E. SPADONI, L. R. BENEDETTI, T. STENCHWER, J. TAMIMI, H. SHY, R.
6717	DB	GY 666P	A	12		ARR	-		P-DB GY CLERK SOISE FIRST 6 WEEKS 9/26-11/4	VONTVER, L. A.
6718	DB	GY 666P	B	12		ARR	-		SECOND 6 WEEKS 11/7-12/16	VONTVER, L. A.
6719	DB	GY 667P	A	12		ARR	-		P-DB GY CLERK MADI 1ST 6 WEEKS 9/26-11/4	VONTVER, L. A.
6720	DB	GY 667P	B	12		ARR	-		SECOND 6 WEEKS 11/7-12/16	VONTVER, L. A.
6721	DB	GY 668P	A	12		ARR	-		P-DB GY CLERK SPDX FIRST 6 WEEKS 9/26-11/4	VONTVER, L. A.
6722	DB	GY 668P	B	12		ARR	-		SECOND 6 WEEKS 11/7-12/16	VONTVER, L. A.
6723	DB	GY 669P	A	12		ARR	-		P-DB GY CLERK SMED. FIRST 6 WEEKS 9/26-11/4	VONTVER, L. A. KARP, L. E.
6724	DB	GY 669P	B	12		ARR	-		SECOND 6 WEEKS 11/7-12/16	KARP, L. E. VONTVER, L. A.
6725	DB	GY 670P	A	12		ARR	-		P-DB GY CLERK GH FIRST 6 WEEKS 9/26-11/4	VONTVER, L. A.
6726	DB	GY 670P	B	12		ARR	-		SECOND 6 WEEKS 11/7-12/16	VONTVER, L. A.
6727	DB	GY 671P	A	12		ARR	-		P-DB GY CLERK ANCHD FIRST 6 WEEKS 9/26-11/4	VONTVER, L. A.
6728	DB	GY 671P	B	12		ARR	-		SECOND 6 WEEKS 11/7-12/16	VONTVER, L. A.
>>>>	DB	GY 680P	A	8		ARR	-		P-CLIN CLERKSHIPS ENTRY CARDS UWH 88667 FIRST 4 WEEKS 9/26-10/21	SPADONI, L. TAMIMI, H. GREER, B. BENEDETTI, T. SOULES, M. FIGGE, D. VONTVER, L. A.
>>>>	DB	GY 680P	B	8		ARR	-		ENTRY CARDS UWH 88667 SECOND 4 WEEKS 10/24-11/16	SPADONI, L. TAMIMI, H. GREER, B. BENEDETTI, T. SOULES, M. FIGGE, D. VONTVER, L. A.
>>>>	DB	GY 680P	C	8		ARR	-		ENTRY CARDS UWH 88667 THIRD 4 WEEKS 11/21-12/16	SPADONI, L. TAMIMI, H. GREER, B. BENEDETTI, T. SOULES, M. FIGGE, D. VONTVER, L. A.
>>>>	DB	GY 680P	D	8		ARR	-		ENTRY CARDS UWH 88667 FOURTH 4 WEEKS 12/19-1/13	SPADONI, L. TAMIMI, H. GREER, B. BENEDETTI, T. SOULES, M. FIGGE, D. VONTVER, L. A.
6733	DB	GY 682P	A	8		ARR	-		P-NI RISK DB FIRST 4 WEEKS 9/26-10/21	VONTVER
6734	DB	GY 682P	E	8		ARR	-		SECOND 4 WEEKS 10/24-11/16	VONTVER
6735	DB	GY 682P	C	8		ARR	-		THIRD 4 WEEKS 10/24-11/16	VONTVER
6736	DB	GY 682P	D	8		ARR	-		FOURTH 4 WEEKS 12/19-1/13	VONTVER

Sched. Line No.	DEPARTMENT	COURSE	TERM	SECTION	CREDITS	TIME		LOCATION	TITLE AND REMARKS	INSTRUCTOR
						Day	Hour			
6766	OPHTH	682P	D	4		ARR	-		FOURTH 2 WEEK 11/7-11/16	KRAHAR
6769	OPHTH	682P	E	4		ARR	-		FIFTH 2 WEEKS 11/21-12/2	KRAHAR
6770	OPHTH	682P	F	4		ARR	-		SIXTH 2 WEEKS 12/5-12/16	KRAHAR
6771	OPHTH	682P	G	4		ARR	-		SEVENTH 2 WEEKS 12/19-12/30	KRAHAR
6772	OPHTH	683P	A	4		ARR	-		P-PEO OPHTHAL FIRST 2 WEEKS 9/26-10/7	KALINA, R. E.
6773	OPHTH	683P	B	4		ARR	-		SECOND 2 WKS OF QUARTP 10/10-10/21	KALINA
6774	OPHTH	683P	C	4		ARR	-		THIRD 2WKS OF QUARTER 10/24-11/4	KALINA
6775	OPHTH	683P	D	4		ARR	-		FOURTH 2 WKS OF QUARTER 11/7-11/16	KALINA
6776	OPHTH	683P	E	4		ARR	-		FIFTH 2 WKS OF QUARTER 11/21-12/2	KALINA
6777	OPHTH	683P	F	4		ARR	-		SIXTH 2 WKS OF QUARTER 12/5-12/16	KALINA
6778	OPHTH	683P	G	4		ARR	-		SEVENTH 2 WKS OF QUART 12/19-12/30	KALINA
6779	OPHTH	685P	A	4		ARR	-		P-OPHTHAL EXTERNSHP FIRST 2 WEEKS 9/26-10/7	ORCUTT
6780	OPHTH	685P	B	4		ARR	-		SECOND 2 WEEKS 10/10-10/21	ORCUTT
6781	OPHTH	685P	C	4		ARR	-		THIRD 2 WEEKS 10/24-11/4	ORCUTT
6782	OPHTH	685P	D	4		ARR	-		4TH TWO WEEKS 11/7-11/16	ORCUTT
6783	OPHTH	685P	E	4		ARR	-		FIFTH 2 WEEKS 11/21-12/2	ORCUTT
6784	OPHTH	685P	F	4		ARR	-		SIXTH 2 WEEKS 12/5-12/16	ORCUTT
6785	OPHTH	685P	G	4		ARR	-		SEVENTH 2 WEEKS 12/19-12/30	ORCUTT
6786	OPHTH	686P	A	4		ARR	-		P-OPHTHAL EXTERNSHP FIRST 2 WEEKS 9/26-10/7	BORTNER
6787	OPHTH	686P	B	4		ARR	-		SECOND 2 WEEKS 10/10-10/21	BORTNER
6788	OPHTH	686P	C	4		ARR	-		THIRD 2 WEEKS 10/24-11/4	BORTNER
6789	OPHTH	686P	D	4		ARR	-		FOURTH 2 WEEKS 11/7-11/16	BORTNER
6790	OPHTH	686P	E	4		ARR	-		FIFTH 2 WEEKS 11/21-12/2	BORTNER
6791	OPHTH	686P	F	4		ARR	-		SIXTH 2 WEEKS 12/5-12/16	BORTNER
6792	OPHTH	686P	G	4		ARR	-		SEVENTH 2 WEEKS 12/19-12/30	BORTNER
6793	OPHTH	687P	A	4		ARR	-		P-OPHTH CLERKSHIP FIRST 2 WEEKS 9/26-10/7	KINYOUN
6794	OPHTH	687P	B	4		ARR	-		SECOND 2 WEEKS 10/10-10/21	KINYOUN
6795	OPHTH	687P	C	4		ARR	-		THIRD 2 WEEKS 10/24-11/4	KINYOUN
6796	OPHTH	687P	D	4		ARR	-		FOURTH 2 WEEKS 11/7-11/16	KINYOUN
6797	OPHTH	687P	E	4		ARR	-		FIFTH 2 WEEKS 11/21-12/2	KINYOUN
6798	OPHTH	687P	F	4		ARR	-		SIXTH 2 WEEKS 12/5-12/16	KINYOUN
6799	OPHTH	687P	G	4		ARR	-		SEVENTH 2 WEEKS 12/19-12/30	KINYOUN
6800	OPHTH	697P	A	VAR		ARR	-		P-DPH SPEC ELEC FIRST 6 WEEKS	KALINA
6801	OPHTH	697P	B	VAR		ARR	-		SECOND 6 WEEKS	KALINA
6802	OPHTH	697P	C	VAR		ARR	-		12 WEEKS	KALINA
<b>ORTHOPEDICS</b>										
* ENTRY CARDS AVAILABLE IN UWH 881033										
>>>>	ORHTP	498	A	VAR		ARR	-		UNDERGRAD THESIS	GREENLEE, T.
>>>>	ORHTP	499	A	VAR		ARR	-		UNDERGRAD RESEARCH	GREENLEE, T. LIPPERT, F. NATSEN, F.

>>>>	DB	GY	684P	A	0	>	ARR	-	0	0	P-ENDD OF REPRD ENTRY CARDS UMH DB667 FIRST 4 WEEKS 9/26-10/21	MOORE,D. SPADONI,L.A. VONTVER,L.A. SOULES,M. MOORE,D.
>>>>	DB	GY	684P	B	0	>	ARR	-	0	0	ENTRY CARDS UMH DB667 SECOND 4 WEEKS 10/24-11/18	MOORE,D. SPADONI,L.A. VONTVER,L.A. SOULES,M. MOORE,D.
>>>>	DB	GY	684P	C	0	>	ARR	-	0	0	ENTRY CARDS UMH DB667 THIRD 4 WEEKS 11/21-12/10	MOORE,D. SPADONI,L.A. VONTVER,L.A. SOULES,M. MOORE,D.
>>>>	DB	GY	684P	D	0	>	ARR	-	0	0	ENTRY CARDS UMH DB667 FOURTH 4 WEEKS 12/19-1/13	MOORE,D. SPADONI,L.A. VONTVER,L.A. SOULES,M. MOORE,D.
>>>>	DB	GY	684P	E	VAR	>	ARR	-	0	0	ENTRY CARDS UMH DB667 TWELVE WEEKS 9/26-12/15	MOORE,D. SPADONI,L.A. VONTVER,L.A. SOULES,M. MOORE,D.
>>>>	DB	GY	685P	A	0	>	ARR	-	0	0	P-DB GYN PRECEPTOR ENTRY CARDS UMH DB667 FIRST 4 WEEKS 9/26-10/21	MOORE,D. SPADONI,L.A. VONTVER,L.A. SOULES,M. MOORE,D.
>>>>	DB	GY	685P	B	0	>	ARR	-	0	0	ENTRY CARDS UMH DB667 SECOND 4 WEEKS 10/24-11/18	MOORE,D. SPADONI,L.A. VONTVER,L.A. SOULES,M. MOORE,D.
>>>>	DB	GY	685P	C	0	>	ARR	-	0	0	ENTRY CARDS UMH DB667 THIRD 4 WEEKS 11/21-12/10	MOORE,D. SPADONI,L.A. VONTVER,L.A. SOULES,M. MOORE,D.
>>>>	DB	GY	685P	D	0	>	ARR	-	0	0	ENTRY CARDS UMH DB667 FOURTH 4 WEEKS 12/19-1/13	MOORE,D. SPADONI,L.A. VONTVER,L.A. SOULES,M. MOORE,D.
>>>>	DB	GY	685P	E	VAR	>	ARR	-	0	0	ENTRY CARDS UMH DB667 FIRST 6 WEEKS 9/26-12/15	MOORE,D. SPADONI,L.A. VONTVER,L.A. SOULES,M. MOORE,D.
>>>>	DB	GY	685P	F	VAR	>	ARR	-	0	0	ENTRY CARDS UMH DB667 SECOND 6 WEEKS 9/26-12/15	MOORE,D. SPADONI,L.A. VONTVER,L.A. SOULES,M. MOORE,D.
>>>>	DB	GY	685P	G	0	>	ARR	-	0	0	ENTRY CARDS UMH DB667 TWELVE WEEKS 9/26-12/15	MOORE,D. SPADONI,L.A. VONTVER,L.A. SOULES,M. MOORE,D.
>>>>	DB	GY	697P	A	0	>	ARR	-	0	0	P-DBGYN SPEC ELEC ENTRY CARDS UMH DB667 FIAS 4 WEEKS 9/26-10/21	MOORE,D. SPADONI,L.A. VONTVER,L.A. SOULES,M. MOORE,D.
>>>>	DB	GY	697P	B	0	>	ARR	-	0	0	ENTRY CARDS UMH DB667 SECOND 4 WEEKS 10/24-11/18	MOORE,D. SPADONI,L.A. VONTVER,L.A. SOULES,M. MOORE,D.
>>>>	DB	GY	697P	C	0	>	ARR	-	0	0	ENTRY CARDS UMH DB667 THIRD 4 WEEKS 11/21-12/10	MOORE,D. SPADONI,L.A. VONTVER,L.A. SOULES,M. MOORE,D.
>>>>	DB	GY	697P	D	0	>	ARR	-	0	0	ENTRY CARDS UMH DB667 FOURTH 4 WEEKS 12/19-1/13	MOORE,D. SPADONI,L.A. VONTVER,L.A. SOULES,M. MOORE,D.
>>>>	DB	GY	697P	E	12	>	ARR	-	0	0	ENTRY CARDS UMH DB667 FIRST 4 WEEKS 9/26-10/21	MOORE,D. SPADONI,L.A. VONTVER,L.A. SOULES,M. MOORE,D.
>>>>	DB	GY	697P	F	VAR	>	ARR	-	0	0	ENTRY CARDS UMH DB667 SECOND 6 WEEKS 9/26-12/15	MOORE,D. SPADONI,L.A. VONTVER,L.A. SOULES,M. MOORE,D.
>>>>	DB	GY	697P	G	VAR	>	ARR	-	0	0	ENTRY CARDS UMH DB667 TWELVE WEEKS 9/26-12/15	MOORE,D. SPADONI,L.A. VONTVER,L.A. SOULES,M. MOORE,D.

**OPHTHALMOLOGY**

6756	OPHTH	498	A	VAR	ARR	-	0	0	0	0	UNDERGRAD THESIS	RUDIECK,P.W.
6757	OPHTH	499	A	VAR	ARR	-	0	0	0	0	UNDERGRAD RESEARCH	RUDIECK,R.W.
6758	OPHTH	601P	A	4	ARR	-	0	0	0	0	P-OPHTHAL CLERSHSP FIRST 2 WEEKS 9/26-10/7	REEH NILAN
6759	OPHTH	601P	B	4	ARR	-	0	0	0	0	SECOND 2 WEEKS 10/10-10/21	REEH NILAN
6760	OPHTH	601P	C	4	ARR	-	0	0	0	0	THIRD 2 WEEKS 10/24-11/4	REEH NILAN
6761	OPHTH	601P	D	4	ARR	-	0	0	0	0	FOURTH 2 WEEKS 11/7-11/18	REEH NILAN
6762	OPHTH	601P	E	4	ARR	-	0	0	0	0	FIFTH 2 WEEKS 11/21-12/2	REEH NILAN
6763	OPHTH	601P	F	4	ARR	-	0	0	0	0	SIXTH 2 WEEKS 12/5-12/16	REEH NILAN
6764	OPHTH	601P	G	4	ARR	-	0	0	0	0	SEVENTH 2 WEEKS 12/19-12/30	REEH NILAN
6765	OPHTH	602P	A	4	ARR	-	0	0	0	0	P-OPHTH EXTERNSHIP FIRST 2 WEEKS 9/26-10/7	KRAMAR
6766	OPHTH	602P	B	4	ARR	-	0	0	0	0	SECOND 2 WEEKS 10/10-10/21	KRAMAR
6767	OPHTH	602P	C	4	ARR	-	0	0	0	0	THIRD 2 WEEKS 10/24-11/4	KRAMAR

6605	ORTHP	585P	A	2	ARR	-	0	0	0	0	P-SPORTS MEDICINE	
>>>>	ORTHP	675P	A	4	ARR	-	0	0	0	0	P-PRECEPTORSH ORTHP FIRST 2 WEEKS 9/27-10/7	GREENLEE,T.
>>>>	ORTHP	675P	B	4	ARR	-	0	0	0	0	SECOND 2 WEEKS 10/10-10/21	GREENLEE,T.
>>>>	ORTHP	675P	C	4	ARR	-	0	0	0	0	THIRD 2 WEEKS 10/24-11/4	GREENLEE,T.
>>>>	ORTHP	675P	D	4	ARR	-	0	0	0	0	FOURTH 2 WEEKS 11/7-11/18	GREENLEE,T.
>>>>	ORTHP	675P	E	4	ARR	-	0	0	0	0	FIFTH 2 WEEKS 11/21-12/2	GREENLEE,T.
>>>>	ORTHP	675P	F	4	ARR	-	0	0	0	0	SIXTH 2 WEEKS 12/5-12/16	
>>>>	ORTHP	675P	G	4	ARR	-	0	0	0	0	SEVENTH 2 WEEKS 12/19-12/30	
6813	ORTHP	676P	A	0	ARR	-	0	0	0	0	P-PEDIATRIC ORTHPOC FIRST 4 WEEKS 9/26-10/21	STAMELI,L.
6814	ORTHP	676P	B	0	ARR	-	0	0	0	0	SECOND 4 WEEKS 10/24-11/18	STAMELI,L.
6815	ORTHP	676P	C	0	ARR	-	0	0	0	0	THIRD 4 WEEKS 11/21-12/10	STAMELI,L.
6816	ORTHP	676P	D	0	ARR	-	0	0	0	0	FOURTH 4 WEEKS 12/19-1/13	
6817	ORTHP	677P	A	0	ARR	-	0	0	0	0	P-MUSCLOSRTL TRAUMA FIRST 4 WEEKS 9/26-10/21	LIPPERT,F. BACH,A. MATSEN,F. VEITH,R. MATSEN,F. GREENLEE,T.K. FOSTER,R. LIPPERT,F. GREENLEE,T.K. MATSEN,F. BACH,A. VEITH,R. FOSTER,R. MATSEN,S. LIPPERT,F. GREENLEE,T.K. MATSEN,F. BACH,A. VEITH,R. FOSTER,R.
6818	ORTHP	677P	B	0	ARR	-	0	0	0	0	SECOND 4 WEEKS 10/24-11/18	
6819	ORTHP	677P	C	0	ARR	-	0	0	0	0	THIRD 4 WEEKS 11/21-12/10	
6820	ORTHP	677P	D	0	ARR	-	0	0	0	0	FOURTH 4 WEEKS 12/19-1/13	
6821	ORTHP	680P	A	0	ARR	-	0	0	0	0	P-GEN ORTHP CLERKSH FIRST 4 WEEKS 9/26-10/21	GREENLEE,T.K. LIPPERT,F. MATSEN,F. BACH,A. MATSEN,S. GREENLEE,T.K. LIPPERT,F. MATSEN,F. BACH,A. MATSEN,S. GREENLEE,T.K. LIPPERT,F. MATSEN,F. BACH,A. MATSEN,S.
6822	ORTHP	680P	B	0	ARR	-	0	0	0	0	SECOND 4 WEEKS 10/24-11/18	
6823	ORTHP	680P	C	0	ARR	-	0	0	0	0	THIRD 4 WEEKS 11/21-12/10	
6824	ORTHP	680P	D	0	ARR	-	0	0	0	0	FOURTH 4 WEEKS 12/19-1/13	
6825	ORTHP	697P	A	VAR	ARR	-	0	0	0	0	P-ORTHP EXT FLECT FIRST 4 WEEKS	GREENLEE,T.K.
6826	ORTHP	697P	B	VAR	ARR	-	0	0	0	0	SECOND 4 WEEKS	GREENLEE,T.K.
6827	ORTHP	697P	C	VAR	ARR	-	0	0	0	0	THIRD 4 WEEKS	GREENLEE,T.K.
6828	ORTHP	697P	D	VAR	ARR	-	0	0	0	0	FIRST 6 WEEKS	GREENLEE,T.K.
6829	ORTHP	697P	E	VAR	ARR	-	0	0	0	0	SECOND 6 WEEKS	GREENLEE,T.K.
6830	ORTHP	697P	F	VAR	ARR	-	0	0	0	0	FOURTH 4 WEEKS	
>>>>	OTOL	490	A	3	ARR	-	0	0	0	0	NEURAL MECHANISMS ENTRY CARDS HSB 01165	CLOPTON
6832	OTOL	490	A	VAR	ARR	-	0	0	0	0	UNDERGRAD THESIS FIRST 6 WEEKS	MILLER,J.H.
6833	OTOL	490	B	VAR	ARR	-	0	0	0	0	SECOND 6 WEEKS	MILLER,J.H.
6834	OTOL	490	C	VAR	ARR	-	0	0	0	0	TWELVE WEEKS	MILLER,J.H.

**OTOLARYNGOLOGY**

HONORS # - PERMISSION SIGNATURE # - NEW COURSE (SEE FRONT OF TIME SCHEDULE)  
>>> ENROLLMENT IN THIS SECTION IS LIMITED AND STUDENTS MUST OBTAIN ENTRY CARDS. THE SCHEDULE LINE NUMBER IS PRINTED ON THE ENTRY CARD AND MUST BE MARKED ON THE OP-SCAN REGISTRATION FORM. BOTH THE OP-SCAN FORM AND CARD MUST BE TURNED IN TO REGISTER.

HONORS # - PERMISSION SIGNATURE # - NEW COURSE (SEE FRONT OF TIME SCHEDULE)  
>>> ENROLLMENT IN THIS SECTION IS LIMITED AND STUDENTS MUST OBTAIN ENTRY CARDS. THE SCHEDULE LINE NUMBER IS PRINTED ON THE ENTRY CARD AND MUST BE MARKED ON THE OP-SCAN REGISTRATION FORM. BOTH THE OP-SCAN FORM AND CARD MUST BE TURNED IN TO REGISTER.

# BOOKSTORE CHECKLIST

COURSE

TEXTBOOK TITLE

AUTHOR

1.

2.

3.

4.

5.

6.

7.

8.

9.

10.

SUPPLIES

Lee<sup>®</sup> M.R.



## **Genuine Lee Riders**

Branded by Lee, Strong, simple and absolutely authentic:  
American classics.

- Genuine Lee Riders are made of 100% 14-oz. cotton denim.
- Genuine Lee Riders are cut to fit right and retain their fit, washing after washing.

# **BERNIE'S**

# SCHOOL OF MEDICINE

Sched. Line No.	DEPARTMENT	COURSE	TERM	SECTION	CREDITS	TIME		LOCATION	TITLE AND REMARKS	INSTRUCTOR
						Day	Hour			
6835	OTOL	499	A	VAR		ARR	-		UNDERGRAD RESEARCH	MILLER, J.M.
6836	OTOL	681P	A	8		ARR	-		P-CYO CLKSHP FIRST 4 WEEKS 9/26-10/21	SNYDER, J. REES, T. CUMMINGS, C. MEYHULLER, E. DUCKERT, L. DOBIE, R.A. PATTERSON
6837	OTOL	681P	B	8		ARR	-		SECOND 4 WEEKS 10/24-11/18	SNYDER, J. REES, T. CUMMINGS, C. MEYHULLER, E. DUCKERT, L. DOBIE, R.A. PATTERSON
6838	OTOL	681P	C	8		ARR	-		THIRD 4 WEEKS	SNYDER, J. REES, T. CUMMINGS, C. MEYHULLER, E. DUCKERT, L. DOBIE, R.A. PATTERSON
6839	OTOL	681P	C	8		ARR	-		FOURTH 4 WEEKS 12/19-1/13	SNYDER, J. REES, T. CUMMINGS, C. MEYHULLER, E. DUCKERT, L. DOBIE, R.A. PATTERSON
6840	OTOL	682P	A	8		ARR	-		P-OTOLARYN EXTERN FIRST 4 WEEKS 9/26-10/21	CUMMINGS, C. KAPLAN, J. ATCHESON, B.
6841	OTOL	682P	B	8		ARR	-		SECOND 4 WEEKS 10/24-11/18	CUMMINGS, C. KAPLAN, J. ATCHESON, B.
6842	OTOL	682P	C	8		ARR	-		THIRD 4 WEEKS 11/21-12/16	CUMMINGS, C. KAPLAN, J. ATCHESON, B.
6843	OTOL	682P	D	8		ARR	-		FOURTH 4 WEEKS 12/19-1/13	CUMMINGS, C. KAPLAN, J. ATCHESON, B.
6844	OTOL	683P	A	8		ARR	-		P-OTOLARYN EXTERN FIRST 4 WEEKS 9/26-10/21	GERNOW, M. SAMMYER, R. ZENZ
6845	OTOL	683P	B	8		ARR	-		SECOND 4 WEEKS 10/24-11/18	HAYS, L. GERNOW, M. SAMMYER, R. ZENZ
6846	OTOL	683P	C	8		ARR	-		THIRD 4 WEEKS 11/21-12/16	GERNOW, M. HAYS, L. CUMMINGS, C. SAMMYER, R. ZENZ
6847	OTOL	683P	D	8		ARR	-		FOURTH 4 WEEKS 12/19-1/13	GERNOW, M. HAYS, L. CUMMINGS, C. SAMMYER, R. ZENZ
6848	OTOL	684P	A	8		ARR	-		P-OTOLARYN CLKSHP FIRST 4 WEEKS 9/26-10/21	CUMMINGS, C. MEYHULLER, E. DUCKERT, L.
6849	OTOL	684P	B	8		ARR	-		SECOND 4 WEEKS 10/24-11/18	CUMMINGS, C. MEYHULLER, E. DUCKERT, L.
6850	OTOL	684P	C	8		ARR	-		THIRD 4 WEEKS 11/21-12/16	REES, T. CUMMINGS, C. MEYHULLER, E. DUCKERT, L.
6851	OTOL	684P	D	8		ARR	-		FOURTH 4 WEEKS 12/19-1/13	REES, T. CUMMINGS, C. MEYHULLER, E. DUCKERT, L.
6852	OTOL	685P	A	8		ARR	-		P-OTOLARYN EXTERN FIRST 4 WEEKS 9/26-10/21	RICHARDSON, M. CUMMINGS, C.
6853	OTOL	685P	B	8		ARR	-		SECOND 4 WEEKS 10/24-11/18	RICHARDSON, M. CUMMINGS, C.
6854	OTOL	685P	C	8		ARR	-		THIRD 4 WEEKS 11/21-12/16	RICHARDSON, M. CUMMINGS, C.
6855	OTOL	685P	D	8		ARR	-		FOURTH 4 WEEKS 12/19-1/13	RICHARDSON, M. CUMMINGS, C.
6856	OTOL	686P	A	12		ARR	-		P-CYO MEDSURG ASPEC FIRST 4 WEEKS 9/26-11/4	DUCKERT, L. CUMMINGS, C. MEYHULLER, E.
6857	OTOL	686P	B	12		ARR	-		SECOND 4 WEEKS 11/7-12/16	DUCKERT, L. CUMMINGS, C. MEYHULLER, E.

Sched. Line No.	DEPARTMENT	COURSE	TERM	SECTION	CREDITS	TIME		LOCATION	TITLE AND REMARKS	INSTRUCTOR
						Day	Hour			
>>>>	PATH	665P	A	VAR		ARR	-		P-SURG PATHOLOGY ENTRY CARDS HSB C514 PROVIDENCE HOSP	BUSTEED, F.F.
6881	PATH	666P	A	1		D	N	1100-1200	P-RENAL PATH CONF PERM BY INSTR	STRIKER, C.
6882	PATH	667P	ZN	VAR.		D	F	820-930	P-RENAL PATH LAB PERM BY INSTR	STRIKER
6883	PATH	668P	A	VAR		ARR	-		P-SKIN PATHOLOGY	BARKER, E.A.
>>>>	PATH	680P	A	12		ARR	-		P-DIAG PATH CLKSHP ENTRY CARDS HSB C514 3RD&4TH YR MED STUDENTS FIRST 6 WEEKS 9/26-11/4	MOTTET
>>>>	PATH	680P	B	12		ARR	-		ENTRY CARDS HSB C514 SECOND 6 WEEKS 11/7-12/16	MOTTET, N.K.
>>>>	PATH	681P	A	12		ARR	-		P-DIAG PATH-HNC/KC ENTRY CARDS HSB C514 FIRST 6 WEEKS 9/26-11/4	REICHENBACH REAY, D.
>>>>	PATH	681P	B	12		ARR	-		3RD&4TH YR MED STUDENTS ENTRY CARDS HSB C514 3RD&4TH YR MED STUDENTS 2ND 6 WEEKS	11/7-12/16 REICHENBACH REAY, D.
>>>>	PATH	682P	A	12		ARR	-		P-DIAG PATH-VA ENTRY CARDS HSB C514 FIRST 6 WEEKS 9/26-11/4	VRACKO, R.
>>>>	PATH	682P	B	12		ARR	-		3RD&4TH YR MED STUDENTS ENTRY CARDS HSB C514 SECOND 6 WEEKS 11/7-12/16	VRACKO, R.
>>>>	PATH	682P	B	12		ARR	-		3RD&4TH YR MED STUDENTS	MOTTET, N.K.
>>>>	PATH	687P	A	12		ARR	-		P-DIAG PATH CLKSHP ENTRY CARDS HSB C514 FIRST 6 WEEKS 9/26-11/4	MOTTET, N.K.
>>>>	PATH	687P	B	VAR		ARR	-		CON: GRP HLTH. OTHER HOSPITAL SITES ENTRY CARDS HSB C514 SECOND 6 WEEKS 11/7-12/16	MOTTET, N.K.
6892	PATH	700	A	VAR		ARR	-		CON: GRP HLTH. OTHER HOSPITAL SITES	MOTTET, N.K.
6893	PATH	800	A	VAR		ARR	-		MASTERS THESIS PERM BY INSTR	SCHWARTZ, S.
									DOCTORAL DISSERTATION PERM BY INSTR	MARTIN, G. BYERS, P. NORWOOD, T. BENNETT, E. STRIKER, C. MOTTET, N.K. SCHWARTZ, S.
<b>PEDIATRICS</b>										
									* ENTRY CARDS AVAILABLE IN HSB RR314	
									* PERMISSION OBTAINED IN HSB RR314	
6894	PEDS	498	A	VAR		ARR	-		UNDERGRAD THESIS	ROBERTSON, W.
>>>>	PEDS	499	A	VAR		ARR	-		UNDERGRAD RESEARCH FIRST 4 WEEKS 9/26-10/21	ROBERTSON, W.
>>>>	PEDS	499	B	VAR		ARR	-		SECOND 4 WEEKS 10/24-11/18	ROBERTSON, W.
>>>>	PEDS	499	C	VAR		ARR	-		THIRD 4 WEEKS 11/21-12/16	ROBERTSON, W.
>>>>	PEDS	499	D	VAR		ARR	-		FIRST 6 WEEKS 9/26-11/4	ROBERTSON, W.
>>>>	PEDS	499	E	VAR		ARR	-		SECOND 6 WEEKS 11/7-12/16	ROBERTSON, W.
>>>>	PEDS	499	F	VAR		ARR	-		ENTRY CARDS HSB RR314 12 WEEKS 9/26-12/16	ROBERTSON, W.

6850	OTDL	687P	A	8		ARR	-	*	*	P-DTLARYN CLKSPH FIRST 4 WEEKS 9/26-10/21	CUMMINGS,C. DODDIE,R. PATTERSON,C. SHAPLEY,J. CUMMINGS,C. DODDIE,R. PATTERSON,C. CUMMINGS,C. DODDIE,R. PATTERSON,C.
6859	OTDL	687P	B	8		ARR	-	*	*	SECOND 4 WEEKS 10/24-11/18	CUMMINGS,C.
6860	OTDL	687P	C	8		ARR	-	*	*	THIRD 4 WEEKS 11/12/16	CUMMINGS,C.
6861	OTDL	687P	D	8		ARR	-	*	*	FOURTH 4 WEEKS 12/19-1/13	CUMMINGS,C.
6862	OTDL	697P	A	VAR		ARR	-	*	*	P-OTDL SPEC ELEC FIRST 6 WEEKS 9/26-11/4	CUMMINGS,C.
6863	OTDL	697P	B	VAR		ARR	-	*	*	SECOND 6 WEEKS 11/7-12/16	CUMMINGS,C.
6864	OTDL	697P	C	VAR		ARR	-	*	*	12 WEEK	CUMMINGS,C.
6865	OTDL	697P	D	VAR		ARR	-	*	*		CUMMINGS,C.
<b>PATHOLOGY</b>											
* ENTRY CARDS AVAILABLE IN HSB C514											
* PERMISSION OBTAINED IN HSB C514											
>>>>	PATH	410	A	3	>	M F	1120-1220		HSB T435	INTRO TO PATHOLOGY UNDERGRAD STUDENTS OBTAIN ENTRY CARDS ADVISOR PERM REQUIRED FOR OTHER THAN MED TECH PHYSIO THERAPY & PHARM STUDENTS	COHAN,M. WOLF,N. MOTTET,N.K.
6867	PATH	498	A	VAR	0	ARR	-	*	*	UNDERGRAD THESIS PERM BY INSTR	
>>>>	PATH	499	A	VAR	>	ARR	-	*	*	UNDERGRAD RESEARCH ENTRY CARDS HSB C514	NEPOM MOTTET,N.K. MARTIN,C.H. NORWOOD,T. CHI.E.
>>>>	PATH	501	A	3	>	M	530-730 PM		HSB T474	CELLULAR RESP INJ CR/NC ONLY ENTRY CARDS HSB C514	SCHWARTZ,S.
>>>>	PATH	510	A	VAR	>	ARR	-	*	*	ANATCL ANAL DISEASE ENTRY CARDS HSB C514 GRADUATE STUDENTS ONLY	MOTTER,N.K.
6871	PATH	520	A	1	0	F	1230-120		HSB RR134	EXP PATHOLOGY SMNR CR/NC ONLY PERM BY INSTR	BENDITT,E. WOLF,N.
6872	PATH	530	2N	VAR	0	TH	1230-220		HSB T478	HU-CYTOGENETICS PERM BY INSTR	DISTECHE,C. NORWOOD,T.
6873	PATH	535	2N	VAR	0	ARR	-	*	*	FUNC HU DISEASE PERM BY INSTR	MOTTET,N.K.
>>>>	PATH	551	A	2-5	>	ARR	-	*	*	EXPER & MELEC PATH ENTRY CARDS HSB C514	SCHWARTZ,S. HELLSTROM,K. WIGHT,T.
6875	PATH	552	A	2-5	0	M	730-820			CONTEMP ANAT PATH CR/NC ONLY PERM OF INSTR MED OR GRAD STUDENTS	RELAY,D. HELLSTROM,K. REICHENBACH MARTIN,C. SHAW,C.H.
6876	PATH	562P	A	VAR	0	T	230-320			P-CARDIOVAS PATH COM PERM BY INSTR REICHENBACH 73709	
6877	PATH	563	A	VAR	0	M	200-300			NEUROPATHOLOGY PERM BY INSTR	ALVORD,E.C.
6878	PATH	572	A	VAR	0	M	300-500		HSB RR834	NEUROPATH REAC PERM OF INSTR	SHAW,C.H. SUMM,H. ALVORD,E.C.
>>>>	PATH	600	A	VAR	>	ARR	-	*	*	INDEPENDNT STDY/RSCH CR/NC ONLY ENTRY CARDS HSB C514	NORWOOD,T. BENDITT MOTTET,N. SCHWARTZ,S.

6901	PEDS	501P	A	1.5		ARR	-	*	*	P-SURY HU GROUDEV PLUS ADOTL TIME *	BAKER,R.
6902	PEDS	511P	A	VAR		ARR	-	*	*	P-PIONEER SQ CLINIC	DEISHER,R.W.
6903	PEDS	665P	A	12	H	ARR	-	*	*	P-H-PED GEN CLKSHIP FIRST 6 WEEKS 9/26-11/4	NOVACK,A. SHURTLIFF,D. CUMTHERTH,M. NEDGWOOD,R. MURPHY,J. KAWABOR,I. HODSON,M.A. OCHS,M. SHEPARD,T. ROBERTSON,M. NOVACK,A. SHURTLIFF,D. CUMTHERTH,M. NEDGWOOD,R. MURPHY,J. KAWABOR,I. OCHS,M. HODSON,M.A. SHEPARD,T. ROBERTSON,M.
6904	PEDS	665P	B	12	H	ARR	-	*	*	SECOND 6 WEEKS 11/7-12/16	MURPHY,J. TRUOG,W. HODSON,M.A. MORRUM,D.E. MURPHY,J. TRUOG,W. HODSON,M.A. MORRUM,D.E. MURPHY,J. TRUOG,W. HODSON,M.A. MORRUM,D.E. MURPHY,J. TRUOG,W. HODSON,M.A. MORRUM,D.E. MURPHY,J. TRUOG,W. HODSON,M.A. MORRUM,D.E. MURPHY,J. TRUOG,W. HODSON,M.A.
6905	PEDS	669P	A	4	H	ARR	-	*	*	P-H-NEONAT PEDS CLK FIRST 2 WEEKS 9/26-10/7	MURPHY,J. TRUOG,W. HODSON,M.A. MORRUM,D.E. MURPHY,J. TRUOG,W. HODSON,M.A. MORRUM,D.E. MURPHY,J. TRUOG,W. HODSON,M.A. MORRUM,D.E. MURPHY,J. TRUOG,W. HODSON,M.A. MORRUM,D.E.
6906	PEDS	669P	B	4	H	ARR	-	*	*	SECOND 2 WEEKS 10/10-10/21	MURPHY,J. TRUOG,W. HODSON,M.A. MORRUM,D.E. MURPHY,J. TRUOG,W. HODSON,M.A. MORRUM,D.E. MURPHY,J. TRUOG,W. HODSON,M.A. MORRUM,D.E.
6907	PEDS	669P	C	4	H	ARR	-	*	*	THIRD 2 WEEKS 10/24-11/4	MURPHY,J. TRUOG,W. HODSON,M.A. MORRUM,D.E. MURPHY,J. TRUOG,W. HODSON,M.A. MORRUM,D.E. MURPHY,J. TRUOG,W. HODSON,M.A. MORRUM,D.E.
6908	PEDS	669P	D	4	H	ARR	-	*	*	FOURTH 2 WEEKS 11/7-11/18	MURPHY,J. TRUOG,W. HODSON,M.A. MORRUM,D.E. MURPHY,J. TRUOG,W. HODSON,M.A. MORRUM,D.E. MURPHY,J. TRUOG,W. HODSON,M.A. MORRUM,D.E.
6909	PEDS	669P	E	4	H	ARR	-	*	*	FIFTH 2 WEEKS 11/21-12/2	MURPHY,J. TRUOG,W. HODSON,M.A. MORRUM,D.E. MURPHY,J. TRUOG,W. HODSON,M.A. MORRUM,D.E.
6910	PEDS	669P	F	4	H	ARR	-	*	*	SIXTH 2 WEEKS 12/5-12/16	MURPHY,J. TRUOG,W. HODSON,M.A. MORRUM,D.E. MURPHY,J. TRUOG,W. HODSON,M.A. MORRUM,D.E.
6911	PEDS	669P	G	4	H	ARR	-	*	*	SEVENTH 2 WEEKS 12/19-12/30	MURPHY,J. TRUOG,W. HODSON,M.A. MORRUM,D.E. MURPHY,J. TRUOG,W. HODSON,M.A. MORRUM,D.E.
6912	PEDS	669P	H	8	H	ARR	-	*	*	FIRST 4 WEEKS 9/26-10/21	MURPHY,J. TRUOG,W. HODSON,M.A. MORRUM,D.E. MURPHY,J. TRUOG,W. HODSON,M.A. MORRUM,D.E.
6913	PEDS	669P	I	8	H	ARR	-	*	*	SECOND 4 WEEKS 10/24-11/18	MURPHY,J. TRUOG,W. HODSON,M.A. MORRUM,D.E. MURPHY,J. TRUOG,W. HODSON,M.A. MORRUM,D.E.
6914	PEDS	669P	J	8	H	ARR	-	*	*	THIRD 4 WEEKS 11/21-12/16	MURPHY,J. TRUOG,W. HODSON,M.A. MORRUM,D.E. MURPHY,J. TRUOG,W. HODSON,M.A. MORRUM,D.E.
6915	PEDS	669P	K	8	H	ARR	-	*	*	FOURTH 4 WEEKS 12/19-1/13	MURPHY,J. TRUOG,W. HODSON,M.A. MORRUM,D.E. MURPHY,J. TRUOG,W. HODSON,M.A. MORRUM,D.E.
6916	PEDS	669P	L	12	H	ARR	-	*	*	FIRST 6 WEEKS 9/26-11/4	HODSON,M.A.
6917	PEDS	669P	M	12	H	ARR	-	*	*	SECOND 6 WEEKS 11/7-12/16	HODSON,M.A.
6918	PEDS	669P	N	24	H	ARR	-	*	*	12 WEEKS 9/26-12/16	HODSON,M.A.
6919	PEDS	670P	A	8	H	ARR	-	*	*	P-H-PED INFEC DIS FIRST 4 WEEKS 9/26-10/21	SMITH,A. WILSON,C.
6920	PEDS	670P	B	8	H	ARR	-	*	*	SECOND 4 WEEKS 10/24-11/18	SMITH,A. WILSON,C.
6921	PEDS	670P	C	8	H	ARR	-	*	*	THIRD 4 WEEKS 11/21-12/16	SMITH,A. WILSON,C.
6922	PEDS	670P	D	8	H	ARR	-	*	*	FOURTH 4 WEEKS 12/19-1/13	SMITH,A. WILSON,C.
6923	PEDS	670P	E	12	H	ARR	-	*	*	FIRST 6 WEEKS 9/26-11/4	SMITH,A. WILSON,C.
6924	PEDS	670P	F	12	H	ARR	-	*	*	SECOND 6 WEEKS 11/7-12/16	SMITH,A. WILSON,C.
6925	PEDS	673P	A	4		ARR	-	*	*	P-OFFICE PRACTICE FIRST 2 WEEKS 9/26-10/7	ROBERTSON,M.
6926	PEDS	673P	B	4		ARR	-	*	*	SECOND 2 WEEKS 10/10-10/21	ROBERTSON,M.

# SCHOOL OF MEDICINE

108

Sched. Line No.	DEPARTMENT	COURSE	ITEM	SECTION	CREDITS	TIME		LOCATION	TITLE AND REMARKS	INSTRUCTOR
						Day	Hour			
6927	PEDS	673P	C		4		ARR		THIRD 2 WEEKS 10/24-11/4	ROBERTSON, M.
6928	PEDS	673P	D		4		ARR		FOURTH 2 WEEKS 11/7-11/18	ROBERTSON, M.
6929	PEDS	673P	E		4		ARR		FIFTH 2 WEEKS 11/21-12/2	ROBERTSON, M.
6930	PEDS	673P	F		4		ARR		SIXTH 2 WEEKS 12/5-12/16	ROBERTSON, M.
6931	PEDS	673P	G		4		ARR		SEVENTH 2 WEEKS 12/19-12/30	ROBERTSON, M.
6932	PEDS	673P	H		8		ARR		FIRST 4 WEEKS 9/26-10/21	ROBERTSON, M.
6933	PEDS	673P	I		8		ARR		SECOND 4 WEEKS 10/24-11/18	ROBERTSON, M.
6934	PEDS	673P	J		8		ARR		THIRD 4 WEEKS 11/21-12/16	ROBERTSON, M.
6935	PEDS	673P	K		8		ARR		FOURTH 4 WEEKS 12/19-1/13	ROBERTSON, M.
6936	PEDS	673P	L		12		ARR		FIRST 6 WEEKS 9/26-11/4	ROBERTSON, M.
6937	PEDS	673P	M		12		ARR		SECOND 6 WEEKS 11/7-12/16	ROBERTSON, M.
6938	PEDS	676P	A		8		ARR		P-PED CLX MHTL IICP FIRST 4 WEEKS 9/26-10/21	HAYDEN, P. M. RUVALCADA, R.
6939	PEDS	676P	B		8		ARR		SECOND 4 WEEKS 10/24-11/18	HAYDEN, R. W. RUVALCADA, R.
6940	PEDS	676P	C		8		ARR		THIRD 4 WEEKS 11/21-12/16	HAYDEN, R. W. RUVALCADA, R.
6941	PEDS	676P	D		8		ARR		FOURTH 4 WEEKS 12/19-1/13	HAYDEN, R. W. RUVALCADA, R.
6942	PEDS	676P	E		12		ARR		FIRST 6 WEEKS 9/26-11/4	HAYDEN, R. W. RUVALCADA, R.
6943	PEDS	676P	F		12		ARR		SECOND 6 WEEKS 11/7-12/16	HAYDEN, R. W. RUVALCADA, R.
6944	PEDS	679P	A		8	H	ARR		P-M-CL PRG DY DISAB FIRST 4 WEEKS 9/26-10/21	HOLM, V. A.
6945	PEDS	679P	B		8	H	ARR		SECOND 4 WEEKS 10/24-11/18	HOLM, V. A.
6946	PEDS	679P	C		8	H	ARR		THIRD 4 WEEKS 11/21-12/16	HOLM, V. A.
6947	PEDS	679P	D		8	H	ARR		FOURTH 4 WEEKS 12/19-1/13	HOLM, V. A.
6948	PEDS	679P	E		12	H	ARR		FIRST 6 WEEKS 9/26-11/4	HOLM, V. A.
6949	PEDS	679P	F		12	H	ARR		SECOND 6 WEEKS 11/7-12/16	HOLM, V. A.
6950	PEDS	679P	G		VAR	MB	ARR		PERM BY INSTR 12 WEEKS	HOLM, V. A.
6951	PEDS	680P	A		12	H	ARR		P-M-PED CLINICS FIRST 6 WEEKS 9/26-11/4	ROBERTSON, M.
6952	PEDS	680P	B		12	H	ARR		SECOND 6 WEEKS 11/7-12/16	ROBERTSON, M.
6953	PEDS	680P	C		24	H	ARR		12 WEEKS 9/26-12/16	ROBERTSON, M.
6954	PEDS	681P	A		8	H	ARR		P-M-PED GENETICS FIRST 4 WEEKS 9/26-10/21	PAGDN, R. SYBERT, V. SCOTT, C. R.
6955	PEDS	681P	B		8	H	ARR		SECOND 4 WEEKS 10/24-11/18	PAGDN, R. SYBERT, V. SCOTT, C. R.
6956	PEDS	681P	C		8	H	ARR		THIRD 4 WEEKS 11/21-12/16	PAGDN, R. SYBERT, V. SCOTT, C. R.
6957	PEDS	681P	D		8	H	ARR		FOURTH 4 WEEKS 12/19-1/13	PAGDN, R. SYBERT, V. SCOTT, C. R.
6958	PEDS	681P	E		12	H	ARR		FIRST 6 WEEKS 9/26-11/4	PAGDN, R. SYBERT, V. SCOTT, C. R.
6959	PEDS	681P	F		12	H	ARR		SECOND 6 WEEKS 11/7-12/16	PAGDN, R. SYBERT, V. SCOTT, C. R.
6960	PEDS	681P	G		24	H	ARR		12 WEEKS 9/26-12/16	PAGDN, R. SYBERT, V. SCOTT, C. R.
6961	PEDS	682P	A		8	H	ARR		P-M-CONDEN DEFECTS FIRST 4 WEEKS 9/26-10/21	HAYDEN, P. M. CLARREN, S. SHURTLEFF, D.
6962	PEDS	682P	B		8	H	ARR		SECOND 4 WEEKS 10/24-11/18	HAYDEN, P. M. CLARREN, S. SHURTLEFF, D.

Sched. Line No.	DEPARTMENT	COURSE	ITEM	SECTION	CREDITS	TIME		LOCATION	TITLE AND REMARKS	INSTRUCTOR
						Day	Hour			
6995	PEDS	686P	N		24		ARR		TWELVE WEEKS 9/26-12/16	CUNTERWORTH
6996	PEDS	687P	A		4	H	ARR		P-M-ADV CL CX CH NEU FIRST 2 WEEKS 9/26-10/7	HILSTEIN, J.
6997	PEDS	687P	B		4	H	ARR		SECOND 2 WEEKS 10/10-10/21	HILSTEIN, J.
6998	PEDS	687P	C		4	H	ARR		THIRD 2 WEEKS 10/24-11/4	HILSTEIN, J.
6999	PEDS	687P	D		4	H	ARR		FOURTH 2 WEEKS 11/7-11/18	HILSTEIN, J.
7000	PEDS	687P	E		4	H	ARR		FIFTH 2 WEEKS 11/21-12/2	HILSTEIN, J.
7001	PEDS	687P	F		4	H	ARR		SIXTH 2 WEEKS 12/5-12/16	HILSTEIN, J.
7002	PEDS	687P	G		4	H	ARR		SEVENTH 2 WEEKS 12/19-12/30	HILSTEIN, J.
7003	PEDS	687P	H		8	H	ARR		FIRST FOUR WEEKS 9/26-10/21	HILSTEIN, J.
7004	PEDS	687P	I		8	H	ARR		SECOND 4 WEEKS 10/24-11/18	HILSTEIN, J.
7005	PEDS	687P	J		8	H	ARR		THIRD 4 WEEKS 11/21-12/16	HILSTEIN, J.
7006	PEDS	687P	K		8	H	ARR		FOURTH 4 WEEKS 12/19-1/13	HILSTEIN, J.
7007	PEDS	688P	A		8	H	ARR		P-M-ADOLESCENT CLIN FIRST 4 WEEKS 9/26-10/21	HOLTERMAN, V. WRIGHT, L. DEISHER, R. M.
7008	PED	688P	B		8	H	ARR		PART TIME CAN BE ARR SECOND 4 WEEKS 10/24-11/18	HOLTERMAN, V. WRIGHT, L. DEISHER, R. M.
7009	PEDS	688P	C		8	H	ARR		PART TIME CAN BE ARR THIRD 4 WEEKS 11/21-12/16	HOLTERMAN, V. WRIGHT, L. DEISHER, R. M.
7010	PEDS	688P	D		8	H	ARR		PART TIME CAN BE ARR FOURTH 4 WEEKS 12/19-1/13	HOLTERMAN, V. WRIGHT, L. DEISHER, R. M.
7011	PEDS	688P	E		12	H	ARR		FIRST 6 WEEKS 9/26-11/4	HOLTERMAN, V. WRIGHT, L. DEISHER, R. M. SHITH, M.
7012	PEDS	688P	F		12	H	ARR		SECOND 6 WEEKS 11/7-12/16	HOLTERMAN, V. WRIGHT, L. DEISHER, R. M. SHITH, M.
7013	PEDS	688P	G		24	H	ARR		PART TIME CAN BE ARR 12 WEEKS 9/26-12/16	HOLTERMAN, V. WRIGHT, L. DEISHER, R. M. SHITH, M.
7014	PEDS	691P	A		12	H	ARR		P-M-ADV PED CLKSHIP FIRST 6 WEEKS 9/26-11/4	ROBERTSON, M.
7015	PEDS	691P	B		12	H	ARR		MADIGAN ONLY SITE SECOND 6 WEEKS 11/7-12/16	ROBERTSON, M.
7016	PEDS	691P	C		24	H	ARR		MADIGAN ONLY SITE 12 WEEKS 9/26-12/16	ROBERTSON, M.
7017	PEDS	697P	A		VAR	H	ARR		P-PED SPEC ELEC FIRST 6 WEEKS 9/26-11/4	ROBERTSON, M.
7018	PEDS	697P	B		VAR	H	ARR		SECOND 6 WEEKS 11/7-12/16	ROBERTSON, M.
7019	PEDS	697P	C		VAR	H	ARR		12 WEEKS 9/26-12/16	ROBERTSON, M.
<b>PHARMACOLOGY</b>										
* ENTRY CARDS AVAILABLE IN HSB E401										
7020	PHCDL	401	A		3		M M	1030-1120	HSB T439	GEN PHCDL I
7021	PHCDL	401	AA	CD			F	1030-1120	HSB T474	
							F	1030-1120	HSB T530	
							F	1030-1120	HSB T530A	
							F	1030-1120	HSP T663	
7022	PHCDL	434	A		4		M M F	1030-1120 130-220	HSB T639 HSD T639	PHCDL
							F	1030-1120	HSB T474	CATTERHALL, M. JUCHAU, N. R.
							F	1030-1120	HSB T474A	CATTERHALL, M. JUCHAU, N.

Table with columns: Course ID, Section, Credits, Prerequisites, Days, Time, Term, Instructor, Title, and Notes. Includes courses like PEDS 682P C through PEDS 686P F.

Vertical list of instructor names: HAYDEN, P., MC LAUGHLIN CLARREN, S., SHURTLEFF, D., CHARD, R.L., HARTMANN, J.R., BLEYER, M.A., KAWABDRI, I., STEVENSON, J., GUNTHEROTH, W.

Table with columns: Course ID, Section, Credits, Prerequisites, Days, Time, Term, Instructor, Title, and Notes. Includes PHCOL 490 through PHCOL 800.

PHYSIOLOGY AND BIOPHYSICS

Table with columns: Course ID, Section, Credits, Prerequisites, Days, Time, Term, Instructor, Title, and Notes. Includes P BID 401 through P BID 594.

H=HONORS # = PERMISSION SIGNATURE % = NEW COURSE (SEE FRONT OF TIME SCHEDULE) >>> ENROLLMENT IN THIS SECTION IS LIMITED, AND STUDENTS MUST OBTAIN ENTRY CARDS. THE SCHEDULE LINE NUMBER IS PRINTED ON THE ENTRY CARD AND MUST BE MARKED ON THE OP-SCAN REGISTRATION FORM. BOTH THE OP-SCAN FORM AND CARD MUST BE TURNED IN TO REGISTER.

H=HONORS # = PERMISSION SIGNATURE % = NEW COURSE (SEE FRONT OF TIME SCHEDULE) >>> ENROLLMENT IN THIS SECTION IS LIMITED, AND STUDENTS MUST OBTAIN ENTRY CARDS. THE SCHEDULE LINE NUMBER IS PRINTED ON THE ENTRY CARD AND MUST BE MARKED ON THE OP-SCAN REGISTRATION FORM. BOTH THE OP-SCAN FORM AND CARD MUST BE TURNED IN TO REGISTER.



# SCHOOL OF MEDICINE

Sched. Line No.	DEPARTMENT	COURSE	SECTION	CREDITS	H	P	N	E	TIME		LOCATION	TITLE AND REMARKS	INSTRUCTOR
									Day	Hour			

>>>>	P BIO 600	A	VAR	>	ARR	-	*	*				INDEPENDT STDY/RSCN ENTRY CARDS HSD 6412	
>>>>	P BIO 700	A	VAR	>	ARR	-	*	*				MASTERS THESIS ENTRY CARDS HSD 6412	
>>>>	P BIO 800	A	VAR	>	ARR	-	*	*				DOCTORAL DISSERTATN ENTRY CARDS HSD 6412	

## PSYCHIATRY AND BEHAVIORAL SCIENCES

>>>>	PBSCI 490	A	VAR	H>	ARR	-	*	*				H-UNDERGRAD THESIS ENTRY CARDS UMH 001661 FIRST 4 WEEKS 9/26-10/21	
>>>>	PBSCI 490	B	VAR	H>	ARR	-	*	*				ENTRY CARDS UMH 001661 SECOND 4 WEEKS 10/21-11/18	
>>>>	PBSCI 490	C	VAR	H>	ARR	-	*	*				ENTRY CARDS UMH 001661 THIRD 4 WEEKS 11/21-12/16	
>>>>	PBSCI 490	D	VAR	H>	ARR	-	*	*				ENTRY CARDS UMH 001661 FIRST 4 WEEKS 9/26-11/4	
>>>>	PBSCI 490	E	VAR	H>	ARR	-	*	*				ENTRY CARDS UMH 001661 SECOND 4 WEEKS 11/7-12/16	
>>>>	PBSCI 490	F	VAR	H>	ARR	-	*	*				ENTRY CARDS UMH 001661 TWELVE WEEKS 9/26-12/16	
>>>>	PBSCI 499	A	VAR	H>	ARR	-	*	*				H-UNDERGRD RESEARCH ENTRY CARDS UMH 001661 FIRST 4 WEEKS 9/26-10/21	
>>>>	PBSCI 499	B	VAR	H>	ARR	-	*	*				ENTRY CARDS UMH 001661 SECOND 4 WEEKS 10/21-11/18	
>>>>	PBSCI 499	C	VAR	H>	ARR	-	*	*				ENTRY CARDS UMH 001661 THIRD 4 WEEKS 11/21-12/16	
>>>>	PBSCI 499	D	VAR	H>	ARR	-	*	*				ENTRY CARDS UMH 001661 FIRST 4 WEEKS 9/26-11/4	
>>>>	PBSCI 499	E	VAR	H>	ARR	-	*	*				ENTRY CARDS UMH 001661 SECOND 4 WEEKS 11/7-12/16	
>>>>	PBSCI 499	F	VAR	H>	ARR	-	*	*				ENTRY CARDS UMH 001661 TWELVE WEEKS 9/26-12/16	
7149	PBSCI 535P	A	2	H	TH	730-900 P		*				P-H-BASIC PSYCHDANL NORTHWEST CLINIC 4033 E-MADISON PSYCHIATRY & PSYCHDANL	SCHMELBUSCH
>>>>	PBSCI 540P	A	VAR	>	ARR	-	*	*				P-PHYSIOL OF ENDTI ENTRY CARDS UMH 001567	HOLMES,T.M.
>>>>	PBSCI 544	A	3	>	MW	1030-1200	UMH B1602					ALCOHOLISM ETIOLOGY ENTRY CARDS HSD 6412	LITTLE,R.
7148	PBSCI 547P	A	2		T	200-400		*				P-FAMILIES & GROUPS MNC 2 MENTAL HEALTH	VERHULST
7149	PBSCI 548P	A	2		ARR	-	*	*				P-AGING ADLT DEVT	PRESTON
7150	PBSCI 555	A	3		M	900-1200		*				RES METHODS PBSCI	VITALIANO,P.
7151	PBSCI 558P	A	2		ARR	-	*	*				P-PSYCHO-SOC GROWTH	LANDESMAN,DR
>>>>	PBSCI 591P	A	VAR	H>	ARR	-	*	*				P-H-SMNR IN PSYCHTY ENTRY CARDS UMH 001661	
>>>>	PBSCI 592P	A	VAR	>	TH	1230-130		*				P-BENARY SCI STDY ENTRY CARDS UMH 001567 MEDICAL & GRAD STUDENTS	STREISSGUTH
7154	PBSCI 664P	A	12	H	ARR	-	*	*				P-H-HEMOC AMBULATORY FIRST 6 WEEKS 9/26-11/4 FULL TIME SECOND 6 WEEKS 11/7-12/16 FULL TIME TWELVE WEEKS PART TIME 9/26-12/16	BRINKLEY,J.
7155	PBSCI 664P	E	12	H	ARR	-	*	*					BRINKLEY,J.
7156	PBSCI 664P	C	12	P	ARR	-	*	*					BRINKLEY,J.

Sched. Line No.	DEPARTMENT	COURSE	SECTION	CREDITS	H	P	N	E	TIME		LOCATION	TITLE AND REMARKS	INSTRUCTOR
									Day	Hour			

7194	PBSCI 677P	F	8	H	ARR	-	*	*				P-H-CLK AL/DC TR AM FIRST 4 WEEKS 10/24-11/18	HOWARD,R. SAUER
7197	PBSCI 677P	E	8	H	ARR	-	*	*				SECOND 4 WEEKS 10/24-11/18	SAUER
7198	PBSCI 677P	C	8	H	ARR	-	*	*				THIRD 4 WEEKS 11/21-12/16	HOWARD SAUER
7199	PBSCI 677P	D	12	H	ARR	-	*	*				FIRST 6 WEEKS 9/26-11/4	HOWARD SAUER
7200	PBSCI 677P	E	12	H	ARR	-	*	*				SECOND 6 WEEKS 11/7-12/16	HOWARD SAUER
7201	PBSCI 680P	A	6		ARR	-	*	*				P-EMERGENCY PSYCHI FIRST 4 WEEKS 9/26-10/21	SCHER,M.
7202	PBSCI 680P	B	6	H	ARR	-	*	*				SECOND 4 WEEKS 10/24-11/18	SCHER,M.
7203	PBSCI 680P	C	6	H	ARR	-	*	*				THIRD 4 WEEKS 11/21-12/16	SCHER,M.
7204	PBSCI 680P	D	6	H	ARR	-	*	*				FOURTH 4 WEEKS 12/19-1/13	SCHER,M.
7205	PBSCI 680P	E	12	H	ARR	-	*	*				FIRST 6 WEEKS 9/26-11/4	SCHER,M.
7206	PBSCI 680P	F	12	H	MTWTF	800-900		*	*			SECOND 6 WEEKS 11/7-12/16	SCHER,M.
7207	PBSCI 685P	A	4		ARR	-	*	*				P-SERAIATRIC PSYCH FIRST 2 WEEKS 9/26-10/7	REIFLER
7208	PBSCI 685P	B	4		ARR	-	*	*				SECOND 2 WEEKS 10/10-10/21	REIFLER
7209	PBSCI 685P	C	4		ARR	-	*	*				THIRD 2 WEEKS 10/24-11/4	REIFLER
7210	PBSCI 685P	D	4		ARR	-	*	*				FOURTH 2 WEEKS 11/7-11/18	REIFLER
7211	PBSCI 685P	E	4		ARR	-	*	*				FIFTH 2 WEEKS 11/21-12/2	REIFLER
7212	PBSCI 685P	F	4		ARR	-	*	*				SIXTH 2 WEEKS 12/5-12/16	REIFLER
7213	PBSCI 685P	G	4		ARR	-	*	*				SEVENTH 2 WEEKS 12/19-12/30	REIFLER
7214	PBSCI 685P	H	6		ARR	-	*	*				FIRST 4 WEEKS 9/26-10/21	REIFLER
7215	PBSCI 685P	I	6		ARR	-	*	*				SECOND 4 WEEKS 10/24-11/18	REIFLER
7216	PBSCI 685P	J	6		ARR	-	*	*				THIRD 4 WEEKS 11/21-12/16	REIFLER
7217	PBSCI 685P	K	6		ARR	-	*	*				FOURTH 4 WEEKS 12/19-1/13	REIFLER
7218	PBSCI 685P	L	4		ARR	-	*	*				FIRST 6 WEEKS 9/26-11/4	REIFLER
7219	PBSCI 685P	M	4		ARR	-	*	*				SECOND 6 WEEKS 11/7-12/16	REIFLER
7220	PBSCI 690P	A	12	H	ARR	-	*	*				P-H-ADLT OLYMPIAT PG FIRST 6 WEEKS 9/26-11/4	DAGADAKIS
7221	PBSCI 690P	B	12	H	ARR	-	*	*				SECOND 6 WEEKS 11/7-12/16	DAGADAKIS
7222	PBSCI 690P	C	24	H	ARR	-	*	*				12 WEEKS	DAGADAKIS
7223	PBSCI 696P	A	12	H	ARR	-	*	*				P-H-CLK CHILD PSYCH FIRST 6 WEEKS 9/26-11/4	GURKE,P.
7224	PBSCI 696P	B	12	H	ARR	-	*	*				SECOND 6 WEEKS 11/7-12/16	GURKE,P.
>>>>	PBSCI 697P	A	VAR	H>	ARR	-	*	*				P-H-PSY SPEC ELECT ENTRY CARDS UMH 001661 FIRST 6 WEEKS 9/26-11/4	MUNT,D.
>>>>	PBSCI 697P	B	VAR	H>	ARR	-	*	*				ENTRY CARDS UMH 001661 SECOND 6 WEEKS 11/7-12/16	MUNT,D.
>>>>	PBSCI 697P	C	VAR	H>	ARR	-	*	*				ENTRY CARDS UMH 001661 12 WEEKS	MUNT,D.

## RADIATION ONCOLOGY

7225	R OMC 499	A	VAR	S	ARR	-	*	*				UNDERGRAD RES CR/NC ONLY	TONG,D.
7229	R OMC 699P	A	4		ARR	-	*	*				P-CLNCL CA WMCNT FIRST 2 WEEKS 9/26-10/7	GRIFFIN,T.W.
7230	R OMC 699P	B	4		ARR	-	*	*				SECOND 2 WEEKS 10/10-10/21	GRIFFIN,T.W.

7157	PBSCI 665P A	12	H	ARR	-	•	•	P-H-CLIN CLERKSHIPS FIRST 6 WEEKS 9/26-11/4	BACKUS,F. LOEBEL,J.P. RIES,R. AVERY,D. MUNT,D. BRINKLEY,J. MASON,J. LOEBEL,J.P. RIES,R. MUNT,D. BRINKLEY,J. MASON,J.
7158	PBSCI 665P R	12	H	ARR	-	•	•	SECOND 6 WEEKS 11/7-12/16	
7159	PBSCI 666P A	12		ARR	-	•	•	P-H-AMI PBSCI CLKSHIP FIRST 6 WEEKS 9/26-11/4	WONACK,W. WREGGII,J.
7160	PBSCI 666P B	12		ARR	-	•	•	SECOND 6 WEEKS 11/7-12/16	WONACK,W. WREGGII,J.
7161	PBSCI 670P A	4	H	ARR	-	•	•	P-H-CONS-LIAISON PSY FIRST 2 WEEKS 9/26-10/7	
7162	PBSCI 670P B	4	H	ARR	-	•	•	SECOND 2 WEEKS 10/10-10/21	
7163	PBSCI 670P C	4	H	ARR	-	•	•	THIRD 2 WEEKS 10/24-11/4	
7164	PBSCI 670P D	4	H	ARR	-	•	•	FOURTH 2 WEEKS 11/7-11/18	
7165	PBSCI 670P E	4	H	ARR	-	•	•	FIFTH 2 WEEKS 11/21-12/2	
7166	PBSCI 670P F	4	H	ARR	-	•	•	SIXTH 2 WEEKS 12/5-12/16	
7167	PBSCI 670P G	4	H	ARR	-	•	•	SEVENTH 2 WEEKS 12/19-12/30	
7168	PBSCI 670P H	8	H	ARR	-	•	•	FIRST 4 WEEKS 9/26-10/21	KATON,W.
7169	PBSCI 670P I	8	H	ARR	-	•	•	SECOND 4 WEEKS 10/24-11/18	KATON,W.
7170	PBSCI 670P J	8	H	ARR	-	•	•	THIRD 4 WEEKS 11/21-12/16	KATON,W.
7171	PBSCI 670P K	8	H	ARR	-	•	•	FOURTH 4 WEEKS 12/19-1/13	KLEINMAN,A. RIES,R.
7172	PBSCI 670P L	12	H	ARR	-	•	•	FIRST 6 WEEKS 9/26-11/4	
7173	PBSCI 670P M	12	H	ARR	-	•	•	SECOND 6 WEEKS 11/7-12/16	
7174	PBSCI 673P A	4	H	ARR	-	•	•	P-H-OUTPATIENT PSYC FIRST 2 WEEKS 9/26-10/7	BRINKLEY
7175	PBSCI 673P B	4	H	ARR	-	•	•	SECOND 2 WEEKS 10/10-10/21	BRINKLEY
7176	PBSCI 673P C	4	H	ARR	-	•	•	THIRD 2 WEEKS 10/24-11/4	BRINKLEY
7177	PBSCI 673P D	4	H	ARR	-	•	•	FOURTH 2 WEEKS 11/7-11/18	BRINKLEY
7178	PBSCI 673P E	4	H	ARR	-	•	•	FIFTH 2 WEEKS 11/21-12/2	BRINKLEY
7179	PBSCI 673P F	4	H	ARR	-	•	•	SIXTH 2 WEEKS 12/5-12/16	BRINKLEY
7180	PBSCI 673P G	8	H	ARR	-	•	•	FIRST 4 WEEKS 9/26-10/21	BRINKLEY
7181	PBSCI 673P H	8	H	ARR	-	•	•	SECOND 4 WEEKS 10/24-11/18	BRINKLEY
7182	PBSCI 673P I	8	H	ARR	-	•	•	THIRD 4 WEEKS 11/21-12/16	BRINKLEY
7183	PBSCI 673P J	12	H	ARR	-	•	•	FIRST 6 WEEKS 9/26-11/4	BRINKLEY
7184	PBSCI 673P K	12	H	ARR	-	•	•	SECOND 6 WEEKS 11/7-12/16	BRINKLEY
7185	PBSCI 673P L	VAR	H	ARR	-	•	•	TWELVE WEEKS	BRINKLEY
7186	PBSCI 675P A	8	H	ARR	-	•	•	P-CONS-LIAISON AMLK FIRST 4 WEEKS 9/26-10/21	ANSEL,G. HARRIS
7187	PBSCI 675P B	8	H	ARR	-	•	•	SECOND 4 WEEKS 10/24-11/18	ANSEL HARRIS
7188	PBSCI 675P C	8	H	ARR	-	•	•	THIRD 4 WEEKS 11/21-12/16	ANSEL HARRIS
7189	PBSCI 675P D	12	H	ARR	-	•	•	FIRST 6 WEEKS 9/26-11/4	ANSEL HARRIS
7190	PBSCI 675P E	12	H	ARR	-	•	•	SECOND 6 WEEKS 11/7-12/16	ANSEL HARRIS
7191	PBSCI 676P A	8	H	ARR	-	•	•	P-H-INPT CLR PSY AM FIRST 4 WEEKS 9/26-10/21	CHEAH,C. VERHEY,J.
7192	PBSCI 676P B	8	H	ARR	-	•	•	SECOND 4 WEEKS 10/24-11/18	CHEAH VERHEY
7193	PBSCI 676P C	8	H	ARR	-	•	•	THIRD 4 WEEKS 11/21-12/16	CHEAH VERHEY
7194	PBSCI 676P D	12	H	ARR	-	•	•	FIRST 6 WEEKS 9/26-11/4	CHEAH VERHEY
7195	PBSCI 676P E	12	H	ARR	-	•	•	SECOND 6 WEEKS 11/7-12/16	CHEAH VERHEY

N=HONORS #= PERMISSION SIGNATURE %=NEW COURSE (SEE FRONT OF THIS SCHEDULE)  
 >>> ENROLLMENT IN THIS SECTION IS LIMITED, AND STUDENTS MUST OBTAIN ENTRY CARDS. THE SCHEDULE LINE NUMBER IS PRINTED ON THE ENTRY CARD AND MUST BE MARKED ON THE OP-SCAN REGISTRATION FORM. BOTH THE OP-SCAN FORM AND CARD MUST BE TURNED IN TO REGISTER.

7231	R ONC 695P C	4		ARR	-	•	•	THIRD 2 WEEKS 10/24-11/4	GRIFFIN,T.W.
7232	R ONC 695P D	4		ARR	-	•	•	FOURTH 2 WEEKS 11/7-11/18	GRIFFIN,T.W.
7233	R ONC 695P E	4		ARR	-	•	•	FIFTH 2 WEEKS 11/21-12/2	GRIFFIN,T.W.
7234	R ONC 695P F	4		ARR	-	•	•	SIXTH 2 WEEKS 12/5-12/16	GRIFFIN,T.W.
7235	R ONC 695P G	4		ARR	-	•	•	SEVENTH 2 WEEKS 12/19-12/30	GRIFFIN,T.W.
7236	R ONC 695P H	8		ARR	-	•	•	FIRST 4 WEEKS 9/26-10/21	GRIFFIN,T.W.
7237	R ONC 695P I	8		ARR	-	•	•	SECOND 4 WEEKS 10/24-11/18	GRIFFIN,T.W.
7238	R ONC 695P J	8		ARR	-	•	•	THIRD 4 WEEKS 11/21-12/16	GRIFFIN,T.W.
7239	R ONC 695P K	8		ARR	-	•	•	FOURTH 4 WEEKS 12/19-1/13	GRIFFIN,T.W.
<b>RADIOLOGY</b>									
>>>>>	RADGY 498 A	VAR		ARR	-	•	•	UNDERGRAD THESIS ENTRY CARDS UMH RR215	KILCOYNE,R.
>>>>>	RADGY 499 A	VAR		ARR	-	•	•	UNDERGRAD RESEARCH ENTRY CARDS UMH RR 215	KILCOYNE
7242	RADGY 508 A	2		Y TH	1020-1120	•	•	PHYS ASPECT MED IMG W/RAD S 508 A	HANSON
7243	RADGY 570P A	1		TH	700-800	•	•	P-PHYSICS DIAG RAD CR/NC ONLY	HANSON
7244	RADGY 600 A	VAR		ARR	-	•	•	INDEPENDNT STDY/RSCN	KILCOYNE,R.
7245	RADGY 693 A	8		ARR	-	•	•	INTRD CLIN RAD FIRST 4 WEEKS 9/26-10/21	BREWER,D. ROGERS,J. BOLENDER,N. CROWMELL,L. KILCOYNE,R. ROHMANN,C. LOPP,J. RICKETTS,H. PHILLIPS,L. CHESNUT,C. FIGLEY,H. MARGLIN,S.
7246	RADGY 693 B	8		ARR	-	•	•	SECOND 4 WEEKS 10/24-11/18	KILCOYNE,R. BREWER,D. ROGERS,J. BOLENDER,N. NELP,N.B. ROHMANN,C. LOPP,J. RICKETTS,H. PHILLIPS,L. CHESNUT,C. FIGLEY,H. MARGLIN,S.
>>>>>	RADGY 694 A	8		ARR	-	•	•	ADV CLIN CLERK RAD ENTRY CARD UMH RR215 FIRST 4 WEEKS 9/26-10/21	KILCOYNE
>>>>>	RADGY 694 B	8		ARR	-	•	•	ENTRY CARD UMH RR215 SECOND 4 WEEKS 10/24-11/18	KILCOYNE
>>>>>	RADGY 694 C	8		ARR	-	•	•	ENTRY CARD UMH RR215 THIRD 4 WEEKS 11/21-12/16	KILCOYNE
>>>>>	RADGY 694 D	8		ARR	-	•	•	ENTRY CARDS UMH RR215 FOURTH 4 WEEKS 12/19-1/13	KILCOYNE
>>>>>	RADGY 696P A	4		ARR	-	•	•	P-NUCL MED CLKSHIP ENTRY CARDS UMH NN203 FIRST 2 WEEKS 9/26-10/7	NELP,N.B. GRAHAM,W. CHESNUT,C.
>>>>>	RADGY 696P B	4		ARR	-	•	•	ENTRY CARDS UMH NN203 SECOND 2 WEEKS 10/10-10/21	NELP,N.B. GRAHAM,W. CHESNUT,C.
>>>>>	RADGY 696P C	4		ARR	-	•	•	ENTRY CARDS UMH NN203 THIRD 2 WEEKS 10/24-11/4	NELP,N.B. GRAHAM,W. CHESNUT,C.
>>>>>	RADGY 696P D	4		ARR	-	•	•	ENTRY CARDS UMH NN203 FOURTH 2 WEEKS 11/7-11/18	NELP,N.B. GRAHAM,W. CHESNUT,C.
>>>>>	RADGY 696P E	4		ARR	-	•	•	ENTRY CARDS UMH203 FIFTH 2 WEEKS 11/21-12/2	NELP,N.B. GRAHAM,W. CHESNUT,C.

N=HONORS #= PERMISSION SIGNATURE %=NEW COURSE (SEE FRONT OF THIS SCHEDULE)  
 >>> ENROLLMENT IN THIS SECTION IS LIMITED, AND STUDENTS MUST OBTAIN ENTRY CARDS. THE SCHEDULE LINE NUMBER IS PRINTED ON THE ENTRY CARD AND MUST BE MARKED ON THE OP-SCAN REGISTRATION FORM. BOTH THE OP-SCAN FORM AND CARD MUST BE TURNED IN TO REGISTER.

# SCHOOL OF MEDICINE

Schd. Line No.	DEPARTMENT	COURSE	TERM	SECTION	CREDITS	TIME		LOCATION	TITLE AND REMARKS	INSTRUCTOR
						Day	Hour			
>>>>	RADGY 696P	F			4		ARR	-	ENTRY CARDS UMH NN203 SIXTH 2 WEEKS	WELP,W.D. GRAHAM,H. CHESNUT,C.
>>>>	RADGY 696P	G			4		ARR	-	12/25-12/16 ENTRY CARD UMH NN203 SEVENTH 2 WEEKS	WELP,W.D. GRAHAM,H. CHESNUT,C.
>>>>	RADGY 696P	H			8		ARR	-	12/19-12/30 ENTRY CARDS UMH NN203 FIRST 4 WEEKS	WELP,W.D. GRAHAM,H. CHESNUT,C.
>>>>	RADGY 696P	I			8		ARR	-	9/26-10/21 ENTRY CARDS UMH NN203 SECOND 4 WEEKS	WELP,W.D. GRAHAM,H. CHESNUT,C.
>>>>	RADGY 696P	J			8		ARR	-	10/24-11/18 ENTRY CARDS UMH NN203 THIRD 4 WEEKS	WELP,W.D. GRAHAM,H. CHESNUT,C.
>>>>	RADGY 696P	K			8		ARR	-	11/21-12/16 ENTRY CARDS UMH NN203 FOURTH 4 WEEKS	WELP,W.D. GRAHAM,H. CHESNUT,C.
>>>>	RADGY 696P	L			12		ARR	-	12/19-1/13 ENTRY CARDS UMH NN203 FIRST 6 WEEKS	WELP,W.D. GRAHAM,H. CHESNUT,C.
>>>>	RADGY 696P	M			12		ARR	-	9/26-11/18 ENTRY CARDS UMH NN203 SECOND 6 WEEKS	WELP,W.D. GRAHAM,H. CHESNUT,C.
7264	RADGY 697P	A			8		ARR	-	P-RADGY SPEC ELCTV 4 WEEKS	KILCOYNE,R.
7265	RADGY 697P	B			8		ARR	-	4 WEEKS	KILCOYNE,R.
7266	RADGY 697P	C			8		ARR	-	THIRD 4 WEEKS	KILCOYNE
7267	RADGY 697P	D			8		ARR	-	FOURTH 4 WEEKS	KILCOYNE

## REHABILITATION MEDICINE

\* ENTRY CARDS AVAILABLE IN UMH CC902

>>>>	REHAB 332	A			5		MT THF	8:30-9:20	HSE 1739	PATH PHYS OT & PT ENTRY CARDS UMH CC902	ANDERSON,W.E
>>>>	REHAB 332	AA	OZ				W	8:30-9:20	HSE 1739		ANDERSON,W.E
>>>>	REHAB 332	AB	OZ				W	9:30-10:20	HSE 1739		ANDERSON,W.E
7042	REHAB 343	A			6		T TH	160-420	UMH 01502	LP EXTREM ORTHOTICS	DALY,W.K.
7043	REHAB 404	A			5		TH	8:30-10:20	HSE 1730	MUSCULO DISORDER I	HERTLING,D.
7044	REHAB 404	AN	LB				M	10:20-12:20	HSE 1530A		
							H	10:20-12:20	UMH 08902		
							W	3:30-5:20	UMH 08902		
							M	3:30-5:20	UMH 08920		
							TH	3:30-5:20	UMH 08920		
7045	REHAB 413	A			1-15		ARR	-		SPEC STDY PT CR/NC ONLY	MC HILLAN,J.
>>>>	REHAB 414	A			3		W F	9:30-11:00	HSE 0209	PSYCHOL ASPECTS DIS ENTRY CARDS UMH CC902	BROCKWAY,J.
7047	REHAB 421	A			11		M	8:30-12:00		LOW EXTRM PROSTM II	DRALLE,A.J.
							T TH	8:30-12:00			
							W	8:30-12:00			
							N W	100-300			
							F	200-400			
7048	REHAB 427	A			1		F	100-200	UMH 08920	APPLIED PED I	DRALLE,A.J.
7049	REHAB 432	A			3		M F	1:30-4:30	GLC 132	MODALITY BASICS	VANACS,A.
7050	REHAB 435	A			3		M W	10:30-12:00	UMH 01404	PROF THERA COM OT	KANNY,E.H.
7051	REHAB 444	A			4		T TH	10:30-12:20	HSE 1747	FUNCTN LOCOMTR SYST	HAMMOND,H.C.
7052	REHAB 446	ZN			1		W	12:30-3:30	HSE 1670	ANAT LAB OCCUP THER	HAGER,M.L.
7053	REHAB 451	ZN			1		T	1:30-3:20	HSE 1670	FUNCTL ANATOMY LAB CR/NC ONLY	MC HILLAN,J.
7054	REHAB 451	ZD			1		TH	1:30-3:20	HSE 1670	CR/NC ONLY	MC HILLAN,J.
7055	REHAB 451	ZP			1		F	9:30-11:30	HSE 1670	CR/NC ONLY	MC HILLAN,J.
7056	REHAB 460	A			2		N	9:30-11:00	HSE 0209	PT PROCED II	HARRIS,S.R.
7057	REHAB 460	AB	LB				W	7:50-9:20	UMH 08902		HARRIS,S.R.
							M	7:50-9:20	UMH 08920		
							F	9:30-11:20	UMH 08902		
							F	9:30-11:20	UMH 08920		

Schd. Line No.	DEPARTMENT	COURSE	TERM	SECTION	CREDITS	TIME		LOCATION	TITLE AND REMARKS	INSTRUCTOR
						Day	Hour			
7094	REHAB 686P	E			8		ARR	-	SECOND 4 WEEKS 10/24-11/8	STOLOV,W.C.
7095	REHAB 686P	C			8		ARR	-	THIRD 4 WEEKS 11/21-12/16	STOLOV,W.C.
7096	REHAB 686P	D			8/12		ARR	-	FIRST 6 WEEKS 9/26-11/4	STOLOV,W.C.
7097	REHAB 686P	E			12		ARR	-	SECOND 6 WEEKS 11/7-12/16	STOLOV,W.C.
7098	REHAB 687P	A			8		ARR	-	P-REHAB CLKSHP-MED FIRST 4 WEEKS 9/26-10/21	STOLOV,W.C.
7099	REHAB 687P	E			8		ARR	-	SECOND 4 WEEKS 10/24-11/18	STOLOV,W.C.
7100	REHAB 687P	C			8		ARR	-	THIRD 4 WEEKS 11/21-12/16	STOLOV,W.C.
7101	REHAB 687P	D			12		ARR	-	FIRST 6 WEEKS 9/26-11/4	STOLOV,W.C.
7102	REHAB 687P	E			8/12		MTWTF	800-500	THIRD 4 WEEKS	STOLOV,W.C.
7103	REHAB 688P	A			8		ARR	-	P-REHAB CLKSHP-SURG FIRST 4 WEEKS 9/26-10/21	STOLOV,W.C.
7104	REHAB 688P	B			8		ARR	-	SECOND 4 WEEKS 10/24-11/18	STOLOV,W.C.
7105	REHAB 688P	C			8		ARR	-	THIRD 4 WEEKS 11/21-12/16	STOLOV,W.C.
7106	REHAB 688P	D			12		ARR	-	FIRST 6 WEEKS 9/26-11/4	STOLOV,W.C.
7107	REHAB 688P	E			12		ARR	-	SECOND 6 WEEKS 11/7-12/16	STOLOV,W.C.
7108	REHAB 697P	A			VAR		ARR	-	P-REHAB MED SPC ELC FIRST 6 WEEKS 9/26-11/4	STOLOV,W.C.
7109	REHAB 697P	B			VAR		ARR	-	SECOND 6 WEEKS 11/7-12/16	STOLOV,W.C.
7110	REHAB 697P	C			VAR		ARR	-	12 WEEKS 9/26-12/16	STOLOV,W.C.
>>>>	REHAB 700	A			VAR		ARR	-	MASTERS THESIS LEHMAN,D. ENTRY CARDS UMH CC902	STOLOV,W.C. LEHMAN,D. HAGER,M.L. DEITZ,J.L. GREENBERG,S. LOSSING,C.A.
>>>>	SURG 498	A			VAR		ARR	-	UNDERGRAD THESIS ENTRY CARDS UMH 08427	LENHARD,E.S.
>>>>	SURG 499	A			VAR		ARR	-	UNDERGRAD RESEARCH ENTRY CARDS UMH 08427	LENHARD,E.S.
>>>>	SURG 600	A			VAR		ARR	-	INDEPNOMY STDY/RSCH ENTRY CARDS UMH 08427	SCHILLING,J.
7271	SURG 665P	A			12		ARR	-	P-CLIN CLERKSHIP	SCHILLING,J.
7272	SURG 665P	B			12		ARR	-	FIRST 6 WEEKS 9/26-11/4 SECOND 4 WEEKS 11/7-12/16	LENHARD,E.S. HEINACH,D. SCHILLING,J. LENHARD,E.S.
7273	SURG 681P	A			4		ARR	-	P-PERIPH VAS DIS FIRST 2 WEEKS 9/26-10/7	STRANDNESS,D.
7274	SURG 681P	B			4		ARR	-	SECOND 2 WEEKS 10/10-10/21	STRANDNESS,D.
7275	SURG 681P	C			4		ARR	-	THIRD 2 WEEKS 10/24-11/4	STRANDNESS,D.
7276	SURG 681P	D			4		ARR	-	FOURTH 2 WEEKS 11/7-11/18	STRANDNESS,D.
7277	SURG 681P	E			4		ARR	-	FIFTH 2 WEEKS 11/21-12/2	STRANDNESS,D.
7278	SURG 681P	F			4		ARR	-	SIXTH 2 WEEKS 12/5-12/16	STRANDNESS,D.
7279	SURG 681P	G			4		ARR	-	SEVENTH 2 WEEKS 12/19-12/30	STRANDNESS,D.
7280	SURG 681P	H			8		ARR	-	FIRST 4 WEEKS 9/26-10/21	STRANDNESS,D.
7281	SURG 681P	I			8		ARR	-	SECOND 4 WEEKS 10/24-11/18	STRANDNESS,D.
7282	SURG 681P	J			8		ARR	-	THIRD 4 WEEKS 11/21-12/16	STRANDNESS,D.
7283	SURG 681P	K			8		ARR	-	FOURTH 4 WEEKS 12/19-1/13	STRANDNESS,D.

7059	REHAB 466	A	2		Y TH	930-1020	UMV CC612	BPHY & PHY EFCT MOD	LEHMANN,J.F.
7060	REHAB 468	ZP	1		T	100-300 100-30C	UMV B8902 UMV B8920	THER MOD ACTS/ANALY	GREENBERG
7061	REHAB 469	A	3		Y TH Y TH	1000-1200 1000-1200	UMV B2902 UMV B8920	THERA MOD FAC MOVMT	GREENBERG,S.
7062	REHAB 471	A	5		M W F Y TH	110-320 110-320	UMV B1002 UMV B1404	PT MGT HELPO DYSF	TROTTER,W.J. HARRIS,S.R.
7063	REHAB 481	A	4		M	1020-1200 100-230	H22 1C35 UMV *1002	DYNA OF OT	HAGER,M.L.
7064	REHAB 481	AN LB			T	1210-220	UMV 91602	DYNA OF OT	HAGER,M.L.
7065	REHAB 483	A	4		M W	900-1030	UMV 91102	DYNA OF OT	LOSSING,C.A. LOSSING,C.A.
7066	REHAB 483	AN LB			ARR			DYNA OF OT	LOSSING,C.A. LOSSING,C.A.
7067	REHAB 490	A	2		ARR			CLIN CLERKSHIP P T CR/NC ONLY	TROTTER,M.J.
7068	REHAB 494	A	14		ARR			FIELD EXPERIENCE CR/NC ONLY	LOSSING,C.A.
7069	REHAB 495	A	2-12		ARR			CLIN AFL PHYS THRPHY CR/NC ONLY	TROTTER,M.J.
>>>>	REHAB 496	A	1-9	>	ARR			SPECIAL TOPICS ENTRY CARDS UMW CC902	
>>>>	REHAB 498	A	VAR	>	ARR			UNDERGRAD THESIS ENTRY CARDS UMW CC902	
7072	REHAB 499	A	VAR		ARR			UNDERGRAD PESCAPCH CP/NC ONLY	
7073	REHAB 500	A	1-5		ARR			SPEC CLIN EXP PY CP/NC ONLY	HARRIS,S.R.
7074	REHAB 501	A	2-5		ARR			PT MGT MOI PPOB	
7075	REHAB 510	A	3		ARR			SCH-PSYCH ASPCT DIS FOR RESIDENTS ONLY	FORDYCE,W.
7076	REHAB 513	A	1-5		ARR			SPEC STDY PT CR/NC ONLY	HARRIS,S.R.
7077	REHAB 520	A	1-5		M	900-1200	UMV B8904	SEMINAR	LEHMANN,J.F.
7078	REHAB 520	C	1-5		M F	1200-100 1000-1200	UMV B1002 UMV B1902	SEMINAR	DEITZ,J.L. HARRIS,S.R.
7079	REHAB 530	A	3		ARR			ASPECTS VOCETNL COUNS	JAMERO,P.
7080	REHAB 532	A	5-6		ARR			CL APPL REHAB COUNS	JAMERO,P.
7081	REHAB 540	A	3		T	300-600	UMV B8904	APPL MSRNT SYSTMS	DEITZ,J.L.
7082	REHAB 553P	A	3		ARR			P-1 YR CL ELCT PNER	STOLOV,W.C.
7083	REHAB 555P	A	2.5		ARR			P-NEURODMS ELCTRODG	KRAFT,G.
7084	REHAB 560	A	2		ARR			BPHYS APPL PHYS MED	LEHMANN,J.F.
7085	REHAB 597	ZM	1		ARR			ELCTRNY & ELCTRO LB	KRAFT,G.
>>>>	REHAB 600	A	VAR	>	ARR			INDEPNOMY STDY/RSCH CP/NC ONLY ENTRY CARDS UMW CC902	HAGER,M.L. DEITZ,J.L. ANDERSON,M.E. MC HILLAN,J. JAMERO,P. KANNY,E.W. HARRIS,S.R. GREENBERG,S. LOSSING,C.A.
7087	REHAB 605P	A	4		ARR			P-CHR DISSDISABIL	STOLOV,W.C.
7088	REHAB 685P	E	4		ARR			FIRST 2 WEEKS 9/26-10/7	STOLOV,W.C.
7089	REHAB 685P	C	4		ARR			SECOND 2 WEEKS 10/10-10/21	STOLOV,W.C.
7090	REHAB 685P	D	4		ARR			THIRD 2 WEEKS 10/24-11/4	STOLOV,W.C.
7091	REHAB 685P	E	4		ARR			FOURTH 2 WEEKS 11/7-11/18	STOLOV,W.C.
7092	REHAB 685P	F	4		ARR			FIFTH 2 WEEKS 11/21-12/2	STOLOV,W.C.
7093	REHAB 685P	F	4		ARR			SIXTH 2 WEEKS 12/5-12/16	STOLOV,W.C.
7094	REHAB 686P	A	8		ARR			P-REHAB CLKSH-PEDS FIRST 4 WEEKS 9/26-10/21	STOLOV,W.C.

7284	SURG 682P	A	8		ARR			P-EXT G SUR DR BURN FIRST 4 WEEKS 9/26-10/21	SCHILLING MEIBACH,D.
7285	SURG 682P	B	8		ARR			SECOND 4 WEEKS 10/24-11/18	MEIBACH,D. SCHILLING,J. LENNARD,E.S.
7286	SURG 682P	C	8		ARR			THIRD 4 WEEKS 11/21-12/16	MEIBACH,D. SCHILLING,J. LENNARD,E.S.
7287	SURG 682P	D	8		ARR			FOURTH 4 WEEKS 12/19-1/13	SCHILLING,J. LENNARD,E.S.
7288	SURG 682P	E	12		ARR			FIRST 6 WEEKS 9/26-11/4	MEIBACH,D. SCHILLING,J. LENNARD,E.S. JONES,R.F.
7289	SURG 682P	F	12		ARR			SECOND 6 WEEKS 11/7-12/16	MEIBACH,D. LENNARD,E.S.
7290	SURG 683P	A	8		ARR			P-PED SURG EXTERN FIRST 4 WEEKS 9/26-10/21	HATCH,E. STEVENS
7291	SURG 683P	B	8		ARR			SECOND 4 WEEKS 10/24-11/18	HATCH,E. STEVENS
7292	SURG 683P	C	8		ARR			THIRD 4 WEEKS 11/21-12/16	HATCH,E. STEVENS
7293	SURG 683P	D	8		ARR			FOURTH 4 WEEKS 12/19-1/13	HATCH,E. STEVENS
7294	SURG 683P	E	12		ARR			FIRST 6 WEEKS 9/26-11/4	HATCH,E. STEVENS
7295	SURG 683P	F	8		ARR			SECOND 6 WEEKS 11/7-12/16	HATCH,E. STEVENS
7296	SURG 684P	A	8		ARR			P-TRAUMAREMERG CARE FIRST 4 WEEKS 9/26-10/21	COPASS,M. DRESKOVICH,M.
7297	SURG 684P	B	8		ARR			HARBORVIEW HOSP SECOND 4 WEEKS 10/24-11/18	COPASS,M. DRESKOVICH,M.
7298	SURG 684P	C	8		ARR			HARBORVIEW HOSP THIRD 4 WEEKS 11/21-12/16	COPASS,M. DRESKOVICH,M.
7299	SURG 684P	D	8		ARR			HARBORVIEW HOSP FOURTH 4 WEEKS 12/19-1/13	COPASS,M. DRESKOVICH,M.
7300	SURG 684P	E	8		ARR			HARBORVIEW UNIV. HOSP. ACUTE & EMERG. MED. FIRST 4 WEEKS 9/26-10/21	EISENBERG CILBERTI
7301	SURG 684P	F	8		ARR			UNIV. HOSP. ACUTE & EMERG. MED. SECOND 4 WEEKS 10/24-11/18	EISENBERG CILBERTI
7302	SURG 684P	G	8		NTWTHP	800-500		UNIV. HOSP. ACUTE & EMERG. MED. THIRD 4 WEEKS 11/21-12/16	EISENBERG CILBERTI
7303	SURG 684P	H	8		ARR			EMERG MED FOURTH 4 WEEKS 12/19-1/13	EISENBERG CILBERTI
7304	SURG 685P	A	8		ARR			P-CARDIO SURG EXT FIRST 4 WEEKS 9/26-10/21	WILLIAMS HISBACH IVEY,T.
7305	SURG 685P	B	8		ARR			SECOND 4 WEEKS 10/24-11/18	WILLIAMS HISBACH IVEY,T.
7306	SURG 685P	C	8		ARR			THIRD 4 WEEKS 11/24-12/16	WILLIAMS HISBACH IVEY,T.
7307	SURG 685P	D	8		ARR			FOURTH 4 WEEKS 12/19-1/13	WILLIAMS HISBACH IVEY,T.
7308	SURG 685P	E	12		ARR			FIRST 6 WEEKS 9/26-11/4	WILLIAMS HISBACH IVEY,T.
7309	SURG 685P	F	12		ARR			SECOND 6 WEEKS 11/7-12/16	WILLIAMS HISBACH
7310	SURG 686P	A	8		ARR			P-PLAS SURG CLKRSHP FIRST 4 WEEKS 9/26-10/21	ENGRAV,L.
7311	SURG 686P	B	8		ARR			SECOND 4 WEEKS 10/24-11/18	ENGRAV,L.
7312	SURG 686P	C	8		ARR			THIRD 4 WEEKS 11/21-12/16	ENGRAV,L.
7313	SURG 686P	D	8		ARR			FOURTH 4 WEEKS 12/19-1/13	ENGRAV,L.
7314	SURG 686P	E	12		ARR			FIRST 6 WEEKS 9/26-11/4	ENGRAV,L.
7315	SURG 686P	F	12		ARR			SECOND 6 WEEKS 11/7-12/16	ENGRAV,L.

H=HONORS # = PERMISSION SIGNATURE  
 >>> ENROLLMENT IN THIS SECTION IS LIMITED, AND STUDENTS MUST OBTAIN ENTRY CARDS. THE SCHEDULE LINE NUMBER IS PRINTED ON THE ENTRY CARD AND MUST BE MARKED ON THE OP-SCAN REGISTRATION FORM. BOTH THE OP-SCAN FORM AND CARD MUST BE TURNED IN TO REGISTER.

H=HONORS # = PERMISSION SIGNATURE  
 >>> ENROLLMENT IN THIS SECTION IS LIMITED, AND STUDENTS MUST OBTAIN ENTRY CARDS. THE SCHEDULE LINE NUMBER IS PRINTED ON THE ENTRY CARD AND MUST BE MARKED ON THE OP-SCAN REGISTRATION FORM. BOTH THE OP-SCAN FORM AND CARD MUST BE TURNED IN TO REGISTER.

# SCHOOL OF MEDICINE

Sched. Line No.	DEPARTMENT	COURSE	SECTOR	CREDITS	P/ARR	N/MS	W/HS	TIME		LOCATION	TITLE AND REMARKS	INSTRUCTOR
								Day	Hour			
7314	SURG	697P	A	VAR	ARR	-	-				P-SURG SPEC FLEC FIRST 4 WEEKS	LENNARD,E.S.
7317	SURG	697P	B	VAR	ARR	-	-				LENNARD,E.S.	
7318	SURG	697P	C	VAR	ARR	-	-				LENNARD,E.S.	
7319	SURG	697P	D	VAR	ARR	-	-				LENNARD,E.S.	
7320	SURG	697P	E	VAR	ARR	-	-				LENNARD,E.S.	
7321	SURG	697P	F	VAR	ARR	-	-				LENNARD,E.S.	
<b>UROLOGY</b>												
7322	URDL	49B	A	VAR	ARR	-	-				UNDERGRAD THESIS	
7323	URDL	499	A	VAR	ARR	-	-				UNDERGRAD RESEARCH	
7324	URDL	675P	A	4	ARR	-	-				P-URDL PRECEP FIRST 2 WEEKS 9/26-10/7	
7325	URDL	675P	B	4	ARR	-	-				SECOND 2 WEEKS 10/10-10/21	
7326	URDL	675P	C	4	ARR	-	-				THIRD 2 WEEKS 10/24-11/4	
7327	URDL	675P	D	4	ARR	-	-				FOURTH 2 WEEKS 11/7-11/18	
7328	URDL	675P	E	4	ARR	-	-				FIFTH 2 WEEKS 11/21-12/2	
7329	URDL	675P	F	4	ARR	-	-				SIXTH 2 WEEKS 12/5-12/16	
7330	URDL	675P	G	4	ARR	-	-				SEVENTH 2 WEEKS 12/19-12/30	
7331	URDL	675P	H	8	ARR	-	-				FIRST 4 WEEKS 9/26-10/21	
7332	URDL	675P	I	8	ARR	-	-				SECOND 4 WEEKS 10/24-11/18	
7333	URDL	675P	J	8	ARR	-	-				THIRD 4 WEEKS 11/21-12/16	
7334	URDL	675P	K	8	ARR	-	-				FOURTH 4 WEEKS 12/19-1/13	
7335	URDL	680P	A	4	ARR	-	-				P-URDL CLKSHIP FIRST 2 WEEKS 9/26-10/7	ANSELL,J.S. CHAPMAN,W.H. MAYO,M.E. BERGER,R.E. BERGER,R.E. CHAPMAN,W.H. MAYO,M.E.
7336	URDL	680P	B	4	ARR	-	-				SECOND 2 WEEKS 10/10-10/21	
7337	URDL	680P	C	4	ARR	-	-				THIRD 2 WEEKS 10/24-11/4	
7338	URDL	680P	D	4	ARR	-	-				FOURTH 2 WEEKS 11/7-11/18	
7339	URDL	680P	E	4	ARR	-	-				FIFTH 2 WEEKS 11/21-12/2	
7340	URDL	680P	F	4	ARR	-	-				SIXTH 2 WEEKS 12/5-12/16	CHAPMAN,W.H. BERGER,R.E. ANSELL,J.S. MAYO,M.E. CHAPMAN,W.H.
7341	URDL	680P	G	4	ARR	-	-				SEVENTH 2 WEEKS 12/19-12/30	
7342	URDL	680P	H	8	ARR	-	-				FIRST 4 WEEKS 9/26-10/21	
7343	URDL	680P	I	8	ARR	-	-				SECOND 4 WEEKS 10/24-11/18	
7344	URDL	680P	J	8	ARR	-	-				THIRD 4 WEEKS 11/21-12/16	
7345	URDL	680P	K	8	ARR	-	-				FOURTH 4 WEEKS 12/19-1/13	
7346	URDL	685P	A	8	ARR	-	-				P-URDL SUBINTERN FIRST 4 WEEKS 9/26-10/21	
7347	URDL	685P	B	8	ARR	-	-				SECOND 4 WEEKS 10/24-11/18	
7348	URDL	685P	C	8	ARR	-	-				THIRD 4 WEEKS 11/21-12/16	
7349	URDL	685P	D	8	ARR	-	-				FOURTH 4 WEEKS 12/19-1/13	
7350	URDL	685P	E	12	ARR	-	-				FIRST 6 WEEKS 9/26-11/4	
7351	URDL	685P	F	12	ARR	-	-				SECOND 6 WEEKS 11/7-12/16	

Sched. Line No.	DEPARTMENT	COURSE	SECTOR	CREDITS	P/ARR	N/MS	W/HS	TIME		LOCATION	TITLE AND REMARKS	INSTRUCTOR
								Day	Hour			
>>>>>	CHCS	558	SA	5	>	ARR	-				ADV DEC HLTH NRSG ENTRY CARDS HSB T517	HOLLAND,S.
>>>>>	CHCS	559	SA	3	>	T TH	130-300	NSP 1473 HSE 1473A			TH PRIMARY CARE V ENTRY CARDS HSB T507	
>>>>>	CHCS	560	SA	4	>	TH	200-500	NSP 1658			SEM PRIM CARE IV ENTRY CARDS HSB T507	
>>>>>	CHCS	568	SA	8	>	T TH	1030-1220	HSE 1616			FIELD STUDY NUR ADM ENTRY CARDS HSB T517 PLUS 16 HRS WK	FINE,R.
>>>>>	CHCS	571	SA	3	>	M	130-320	HSE 1616			SMNR NRS & SOC ORDR ENTRY CARDS HSB T517	BENDLIEL,J.
	7465	CHCS	571	SB	3	T TH	130-300	HSE 1360			LABDR RELATIONS	STUTEVILLE,M
>>>>>	CHCS	574	SA	2	>	M	230-420	HSE 1663			TOPICS IN COMP NURS ENTRY CARDS HSB T517	MC CORKLE,M.
>>>>>	CHCS	578	SA	3	>>	T TH	1030-1200	HSB E212			HEALTH CARE CON ENTRY CARDS HSB T517	CHRISHAN,M.
>>>>>	CHCS	600	SA	VAR	>	ARR	-				INDEPENDNT STDY/SCH CR/NC ONLY ENTRY CARDS HSB T517	
>>>>>	CHCS	700	SA	VAR	>	ARR	-				MASTERS THESIS CR/NC ONLY ENTRY CARDS HSB T517	
<b>PARENT AND CHILD NURSING</b>												
7470	PCN	300	SA	5	>	TWTHF	830-920	HSE 1733			LIFESPAN GR & DEV	KOTCHEK
7471	PCN	300	SB LB		>	T	1130-1220	HSE 1474A				
7472	PCN	300	SC LB		>	T	1230-120	HSE 1474A				
7473	PCN	300	SD LB		>	TH	1130-1220	HSE 1474A				
7474	PCN	300	SE LB		>	TU	1230-120	HSE 1474A				
7475	PCN	327	SA	4		M	130-320	HSE 1479			NURSING OF CHILDREN NURSING MAJORS ONLY	CORNMAN,J. FAST,G. RICHARDSON,B
7476	PCN	328	IN	8		MT	700-1200	CON			NURSING OF CHILDREN CR/NC ONLY PLUS 4 HRS WK	RICHARDSON,B
7477	PCN	328	IO	8		M	700-1200	CLP			CR/NC ONLY PLUS 4 HRS WK	FAST,G.P.
7478	PCN	328	IP	8		M	1030-1220	CON			CR/NC ONLY PLUS 4 HRS WK	
7479	PCN	400	AS	6		T	1030-1220	HSE 1530			FAM NAT-CHLD CON M	VIRDEN,S.
7480	PCN	400	BA LB			ARR	1030-1220	HSE 1530A				
7481	PCN	400	BB LB			ARR	-	SNH			8 HRS WK	
7482	PCN	400	DA LB			ARR	-	SNH			8 HRS WK	
7483	PCN	400	LA LB			ARR	-	UMF			8 HRS WK	
7484	PCN	400	LB LB			ARR	-	GNH			8 HRS WK	
>>>>>	PCN	499	SA	1-5	>	ARR	-				UNDERGRAD. RESEARCH ENTRY CARDS HSB T303	
>>>>>	PCN	501	SA	5	>	T M	830-1120	HSB 1424 HSE 1424			HEALTH ASSESSMENT ENTRY CARDS HSB T418	MC CARTHY,A.
>>>>>	PCN	503	SA	4	>	T	1230-330	HSE 1424			PRIMARY CARE II ENTRY CARDS HSB T418	LEPTICH,K.
>>>>>	PCN	504	SA	4	>	M	900-1200	HSB 1442			BEHAV PROBL III ENTRY CARDS HSB T418	WEBSTER,S.C.
>>>>>	PCN	509	SA	4	>	T M	930-1220	HSE 1442 HSE 1442			PERINATAL-I PRENATL ENTRY CARDS HSB T418	LEBARON,K.
>>>>>	PCN	510	SA	4	>	M	1230-320	HSE 1442 HSE 1442			PERINATAL II IP-PP ENTRY CARDS HSB T418	
>>>>>	PCN	514	SA	3	>>	M W	1030-1200	HSE 1421			CHILDREN'S COPING ENTRY CARDS HSB T418	ROSE,M.
>>>>>	PCN	515	SA	3	>>	TH	1030-1230	HSB 1424			CHLD HEALTH CARE ENTRY CARDS HSB T418	
7493	PCN	530	SA	3		T	130-320	HSB 1601C			NATRNL CHLD NURSNG	GAUT,D. KOTCHEK,M. KILLIEN,M. WORTHY,E.
7494	PCN	530	SB LB			TH	130-320	HSB 1635				

7352	URDL	697P	A	VAR	ARR	-	•	•	P-URDL SPEC ELEC
7353	URDL	697P	B	VAR	ARR	-	•	•	FIRST 6 WEEKS
7354	URDL	697P	C	VAR	ARR	-	•	•	SECOND 6 WEEKS
									12 WEEKS

**SCHOOL OF NURSING**  
**NURSING**

>>>>	7429	NURS	421	SA	4		T TH	1030-1220	HSB T360	NURSING LEADERSHIP	BENDJEL, J.
>>>>	7430	NURS	502	SA	3		T TH	130-320	HSB T419	ENVIRON SUP/NDNSUP	
>>>>	7431	NURS	584	SA	3		T TH	130-320	HSB T616A	CLIN THERAP/PMS	
>>>>	7432	NURS	587	SA	3		T	1030-1220	HSB T421	CLIN THER INTERPERS	
>>>>	7433	NURS	590	SA	2-3		ARR	-	•	SPEC TOPICS NSG RES	
>>>>	7434	NURS	800	SA	VAR		ARR	-	•	DOCTORAL DISSERTATI	
										CR/NC ONLY	
										ENTRY CARDS HSB T301	

**COMMUNITY HEALTH CARE**

	7435	CHCS	290	SA	2		T TH	310-420	HSB T663	HST DF NURS	GRAY
	7436	CHCS	301	SA	3		T TH	130-300	HSP T625	DISCIP PROF NURSING	DE TORNYAY
	7437	CHCS	402	MA	9		T	830-1020	HSE 1531	MAX HLTH IN COM	PESZNECKER, D
							T	830-1020	HSB 1531A		MUECKE, M.
											UHL, J.
											HERRICHT, M.
	7438	CHCS	402	ND	LB		ARR	-	KMC •	PLUS 14 HRS SY •	
	7439	CHCS	402	ND	LB		ARR	-	KMC •	PLUS 14 HRS NK •	
	7440	CHCS	402	ND	LB		ARR	-	KMC •	PLUS 14 HRS NK •	
	7441	CHCS	402	ND	LB		ARR	-	KMC •	PLUS 14 HRS NK •	
	7442	CHCS	402	NS	LB		ARR	-	KMC •	PLUS 14 HRS NK •	
	7443	CHCS	405	SA	3		T TH	1030-1200	HSB 1531	CARE SYSTNS ANALYS	LITTLE, D.
							T TH	1030-1200	HSB 1531A		
>>>>	7444	CHCS	406	SA	3		M W	140-220	HSB 1531	INTRO RESEARCH NURS	
							M W	140-220	HSB 1531A	ENTRY CARDS HSB T303	
	7445	CHCS	423	ND	12		ARR	-	KNC •	SR PR-C H CARE SYST	JONES, M.
										COMUNITY HLTH	
										2-5 HRS LEC •	
										21-30 HRS LAB •	
	7446	CHCS	423	ND	12		ARR	-	KNC •	COMUNITY HLTH	
										2-5 HRS LEC •	
										21-30 HRS LAB •	
>>>>	7447	CHCS	452	SA	3		M W	960-1200	HSE E216	HEALTH ASSESSMENT	DYE, D.
							T	830-920	HSB 1479	ENTRY CARDS HSB T507	BROWN, M.A.
											MOLLAND, J.
											APPLEGATE, J.
											DELECKE, J.
	7448	CHCS	495	SA	3		T	830-1020	HSE T359	CHILD CULT HEALTH	HORN, D.
							T	830-1020	HSB T359A	W/ANTH 440 A	
							TH	830-920	HSE T359		
							TH	830-920	HSB T359A		
>>>>	7449	CHCS	499	SA	1-5		ARR	-	•	UNDERGRAD RESEARCH	
										ENTRY CARDS HSB T303	
	7450	CHCS	520	SF	3		T	130-320	HSB T531	MTRD RESEARCH NURS	BATEY, M.
							T	130-320	HSB T531A		
	7451	CHCS	520	SG	LB		TH	130-320	HSB T525		HORN, D.
	7452	CHCS	520	SH	LB		TH	130-320	HSB T442		
	7453	CHCS	520	SI	LB		TH	130-320	HSB T421		
	7454	CHCS	520	SJ	LB		TH	130-320	HSB T616		
>>>>	7455	CHCS	524	SA	3		M	830-1020	HSE T616	SR N LORSNP PROC	FINE, R.
										ENTRY CARDS HSB T515	
>>>>	7456	CHCS	524	SB	LB		M	830-1020	HSE T616	ENTRY CARDS HSB T515	FINE, R.
>>>>	7457	CHCS	524	SD	LB		M	130-320	HSB T525	ENTRY CARDS HSB T517	MC CORLLE
>>>>	7458	CHCS	524	SE	LB		T	930-1120	HSE T525	ENTRY CARDS HSB T517	MC CORLLE
>>>>	7459	CHCS	551	SA	3		T	930-1100	HSE T616	TR PRIMARY CARE I	LEITCH, C.J.
							TH	930-1100	HSB T616	ENTRY CARDS HSB T507	

>>>>	PCN	535	SA	2			M	F30-1200	HSE T423	MCH/ASSESS AND DX	DUNBALO, J.
								830-1020	HSF T423	ENTRY CARDS HSB T410	
										PLUS 4 HRS NK •	
>>>>	PCN	536	SA	3			M	1030-1220	HSB T423	MCHIBEH ANAL & MAN	STADE, C.
										ENTRY CARDS HSB T420	
										PLUS 4 HRS NK •	
>>>>	PCN	538	SA	3			M	230-420	HSE T424	FAMILY ADAPY	MACELVEEN, H.
								230-520	HSB T442	ENTRY CARDS HSB T410	
>>>>	PCN	600	SA	VAR			ARR	-	•	INDEPENDT STDY/RSCH	
										CR/NC ONLY	
										ENTRY CARDS HSB T410	
>>>>	PCN	700	SA	VAR			ARR	-	•	MASTERS THESIS	
										CR/NC ONLY	
										ENTRY CARDS HSB T410	

**PHYSIOLOGICAL NURSING**

	7500	PN	321	SA	5		N M	130-320	HSB T625	N ILL ADLTS I	
							F	130-220	HSB T625		
	7501	PN	322	AN	8		TH	700-1200	HVK •	N ILL ADLT I LAB	
							TH	700-1230	HVH •	CR/NC ONLY	
	7502	PN	322	BN	8		TH	700-1230	SNH •	CR/NC ONLY	
							TH	700-1200	SNP •		
	7503	PN	322	CN	8		TH	700-1230	VNH •	CR/NC ONLY	
							TH	700-1200	VNH •		
	7504	PN	322	DN	8		TH	700-1230	UNH •	CR/NC ONLY	
							TH	700-1200	UNH •		
	7505	PN	322	HN	8		MT	700-1230	EVH •	CR/NC ONLY	
							W	700-1200	EVH •		
	7506	PN	322	HN	8		TH	700-1230	YAH •	CR/NC ONLY	
							TH	700-1200	YAH •		
	7507	PN	426	AN	12		ARR	-	HVH •	SR PR-MEO-SURG NURS	
										ADV MED-SURG	
										2-5 HRS LEC •	
										21-30 HRS LAB •	
										21-30 HRS LEC 21-30 HRS LAB •	
	7508	PN	426	BN	12		ARR	-	SNH •		
>>>>	7509	PN	466	SA	3		T	1030-1220	HSB T663	COMD ED IN NURS	
							TH	1030-1120	HSB T663	ENTRY CARDS HSB T610	
>>>>	7510	PN	499	SA	1-5		ARR	-	•	UNDERGRAD RESEARCH	
										ENTRY CARDS HSB T303	
>>>>	7511	PN	509	SA	3		M	130-320	HSE T360	PRACT TEN PHYSIO NSC	BLAINY, C.
										ENTRY CARDS HSB T610	
										PLUS 7 HRS •	
>>>>	7512	PN	520	SU	3		M	130-320	HSE T530	MTRD RESEARCH NURS	WOODS, M.
							F	130-320	HSB T530A	ENTRY CARDS HSB T610	
>>>>	7513	PN	520	SV	LB		ARR	-	•	ENTRY CARDS HSB T610	
>>>>	7514	PN	520	SW	LB		ARR	-	•	ENTRY CARDS HSB T610	
>>>>	7515	PN	520	SX	LB		ARR	-	•	ENTRY CARDS HSB T610	
>>>>	7516	PN	520	SY	LB		ARR	-	•	ENTRY CARDS HSB T610	
>>>>	7517	PN	521	SA	2		M	130-320	HSE T530	MTRD RESEARCH NURS	WOODS, M.
							M	130-320	HSB T530A	ENTRY CARDS HSB T610	
>>>>	7518	PN	523	SA	3		T	830-1020	HSE T530	SM THRPTC N PROC I	CPOKLEY, D.
							T	830-1020	HSB T530	ENTRY CARDS HSB T610	
>>>>	7519	PN	523	SB	LB		TH	830-1020	HSB T360	ENTRY CARDS HSB T610	MORTHY, E.
							TH	830-1020	HSB T360		CROKLEY, D.
>>>>	7520	PN	545	SA	3		M	930-1020	HSB T360A	SP TOP IN PHYS NSC	GALLUCCI, B.
							F	1030-1220	HSB T360A	ENTRY CARDS HSB T610	
>>>>	7521	PN	545	SB	3		T	130-300	HSB T530	ENTRY CARDS HSB T610	NARVIN, J.
							T	130-300	HSB T530A		
							TH	130-300	HSB T530A		
>>>>	7522	PN	547	SA	3		M	1030-1200	HSB T530	NEURO BASIS HUM RES	MITCHELL, P.
							M	1030-1200	HSB T530A	ENTRY CARDS HSB T610	
>>>>	7523	PN	600	SA	VAR		ARR	-	•	INDEPENDT STDY/RSCH	
										CR/NC ONLY	
										ENTRY CARDS HSB T610	
>>>>	7524	PN	700	SA	VAR		ARR	-	•	MASTERS THESIS	
										CR/NC ONLY	
										ENTRY CARDS HSB T610	

H=HONORS P=PERMISSION SIGNATURE % = NEW COURSE (SEE FRONT OF TIME SCHEDULE)  
 >>>> ENROLLMENT IN THIS SECTION IS LIMITED, AND STUDENTS MUST OBTAIN ENTRY CARDS. THE SCHEDULE LINE NUMBER IS PRINTED ON THE ENTRY CARD AND MUST BE MARKED ON THE CP-SCAN REGISTRATION FORM. BOTH THE CP-SCAN FORM AND CARD MUST BE TURNED IN TO REGISTER.

H=HONORS P=PERMISSION SIGNATURE % = NEW COURSE (SEE FRONT OF TIME SCHEDULE)  
 >>>> ENROLLMENT IN THIS SECTION IS LIMITED, AND STUDENTS MUST OBTAIN ENTRY CARDS. THE SCHEDULE LINE NUMBER IS

# SCHOOL OF NURSING

Sched. Line No.	DEPARTMENT	COURSE	TITLE	CREDITS	H P R E P A R E D A T E	N E W P R O G R A M	TIME		LOCATION	TITLE AND REMARKS	INSTRUCTOR
							Day	Hour			

## PSYCHOSOCIAL NURSING

7525	PSN	403	SA	3			T TH	130-300	HSR E216	PHYCH NURS CARE II	WHITLEY, M.
7526	PSN	407	AN	7			ARR	-	HVH *	PSYCH NURS PRACTICE CR/NC ONLY PLUS 14 HRS WK *	LARSON, G. SWEENEY, S.
7527	PSN	407	DN	7			ARR	-	UWV *	CR/NC ONLY PLUS 14 HRS WK *	BARRINGER, J.
7528	PSN	407	JH	7			ARR	-	SMH *	CR/NC ONLY PLUS 14 HRS WK *	LARSON, L.
7529	PSN	407	NN	7			ARR	-	VAH *	CR/NC ONLY PLUS 14 HRS WK VAH	
7530	PSN	424	RN	12			ARR	-	*	SR PR-PSYCHOSOC N ADV P/S NURS 2-5 HRS LEC * 21-30 HRS LAB *	
>>>>	PSN	488	SA	3			> T TH	330-500	HSB 1479	EFFECTS OF ALCOHOL ENTRY CARDS HSB 1425	HEINEMANN, E.
>>>>	PSN	490	SA	2-6			> ARR	-	* *	ALCOHOL PRACTICUM I CR/NC ONLY ENTRY CARDS HSB 1425	
>>>>	PSN	490	SB	2-6			> ARR	-	* *	CR/NC ONLY ENTRY CARDS HSB 1425	
>>>>	PSN	491	SA	2-6			> ARR	-	* *	ALCOHOL PRACTICUM II	ESTES, N.
>>>>	PSN	499	SA	1-5			> ARR	-	* *	CR/NC ONLY ENTRY CARDS HSB 1411	
>>>>	PSN	505	SA	2-10			> ARR	-	* *	UNDERGRAD RESEARCH ENTRY CARDS HSB 1403	
>>>>	PSN	505	SA	2-10			> ARR	-	* *	TOP PSYCHSOC NURS ENTRY CARDS HSB 1411	
7537	PSN	520	SA	3			T	130-320	HSR 1616	HTHD RESEARCH NURS	KOGAN, H. N.
7538	PSN	520	SB	3			W	130-320	HSB 1419		
7539	PSN	520	SC	3			W	130-320	HSR 1421		
7540	PSN	520	SD	3			W	130-320	HSB 1423		
>>>>	PSN	527	SA	2-6			> TH	130-320	HSB 1423	PRAC FAMILY TMTMT CR/NC ONLY ENTRY CARDS HSB 411 PLUS 4-8 HRS *	
7542	PSN	550	SA	3			ARR	-	* *	INTERPERSONAL BEHAV	
7543	PSN	551	SA	3			ARR	-	* *	BIOL ASP PSY DISABL	
>>>>	PSN	600	SA	VAR			> ARR	-	* *	INDEPENDT STOY/RSCN CR/NC ONLY ENTRY CARDS HSB 411	
>>>>	PSN	700	SA	VAR			> ARR	-	* *	MASTERS THESIS CR/NC ONLY ENTRY CARDS HSB 411	

## COLLEGE OF OCEAN AND FISHERY SCIENCES FISHERIES

Sched. Line No.	DEPARTMENT	COURSE	TITLE	CREDITS	H P R E P A R E D A T E	N E W P R O G R A M	TIME		LOCATION	TITLE AND REMARKS	INSTRUCTOR
							Day	Hour			
			ENTRY CARDS AVAILABLE IN	FIS 204							
6002	FISH	101	A	5			MTWTF	120-220	JHK 101	INTRO FISHERIES SCI	
6003	FISH	311	A	4			M W F	1030-1120	FIS 201	ANAT FISH SHELLFISH	SMITH SMITH SMITH
6004	FISH	311	AN LB				M	230-520	FIS 234		
6005	FISH	311	AD LB				N	230-520	FIS 234		
6006	FISH	314	A	3			N F	1130-1220	FIS 209	HTNGINST FISH INVST	
6007	FISH	314	AN LB				T	130-420	FIS 102M		
6008	FISH	314	AD LB				TH	130-420	FIS 102M		
6009	FISH	340	A	5			M W F	830-920	FIS 201	APPL COMP BIOL PROB W/G SCI 340 A	DEVAN, D. CLARK, W.
6010	FISH	340	AN LB				T	830-920	FIS 203	W/G SCI 340 AN	DEVAN CLARK, W. DEVAN CLARK, W.
6011	FISH	340	AD LB				TH	830-920	FIS 203	W/G SCI 340 AD	DEVAN CLARK, W.

Sched. Line No.	DEPARTMENT	COURSE	TITLE	CREDITS	H P R E P A R E D A T E	N E W P R O G R A M	TIME		LOCATION	TITLE AND REMARKS	INSTRUCTOR
							Day	Hour			

6050	FD	SC	494	A	3		T	1230-120	FIS 215	FOOD MICRO LAB LAB FOR 484	LISTON, J. HATCHES, J.
6051	FD	SC	494	AN LB			TH	1230-120	FIS 215	EXTRA HOUR* LAB FOR 484	LISTON, J. HATCHES, J.
6052	FD	SC	494	AD LB			TH	130-420	FIS 231	LAB FOR 484	LISTON, J. HATCHES, J.
>>>>	FD	SC	498	A	2-5		T	130-220	FIS 215		LISTON, J. HATCHES, J.
6054	FD	SC	521	A	1		T	230-520	FIS 231	LAB FOR 484	LISTON, J. HATCHES, J.
>>>>	FD	SC	521	A	1		ARR	-	*	UNDERGRAD THESIS	
>>>>	FD	SC	600	A	VAR		> ARR	-	*	INDEPENDT STOY/RSCN	
>>>>	FD	SC	700	A	VAR		> ARR	-	*	MASTERS THESIS	
>>>>	FD	SC	700	A	VAR		> ARR	-	*	MASTERS THESIS	

## INSTITUTE FOR MARINE STUDIES

>>>>	IMS	499	A	1-3			> ARR	-	* *	UNDERGRAD RESEARCH ENTRY CARDS CLF 104	
6112	IMS	500	A	5			MTWTF	830-920	CDH *	MARINE AFFAIRS	PILLER, H.
6113	IMS	506	A	4			T F	1130-1245	*	INTL LAW OF SEA W/LAW B 551 A PERMISSIOK OF INSTR	BURKE, W. T.
6114	IMS	540	A	3			TH	1130-1220	*	ECOH WORLD FISH I	KACZYNSKI, V.
>>>>	IMS	571	A	1-3			> T	400-600 PM	* *	ADV COASTAL MGT SEM ENTRY CARDS CLF 104	HERSHMAN, H.
>>>>	IMS	587	A	3			> T	930-1120	*	MAR RESOURCE MGT SH W/PB AF 587 A ENTRY CARDS CLF 104	CRITCHFIELD STOKES
>>>>	IMS	600	A	VAR			> ARR	-	*	INDEPENDT STOY/RSCN ENTRY CARDS CLF 104	HILES, E. HERSHMAN, H.
>>>>	IMS	600	B	VAR			> ARR	-	*	CR/NC ONLY ENTRY CARDS CLF 104	
>>>>	IMS	700	A	VAR			> ARR	-	*	MASTERS THESIS ENTRY CARDS CLF 104	ALVERSON, D. L. HILES, E. WOSTER, M. CRITCHFIELD HERSHMAN, H.

## OCEANOGRAPHY

* ENTRY CARDS AVAILABLE IN OTR 108											
6057	OCEAN	101	A	5			MTWTF	830-920	KWE 110	SURVEY OCEANOGRAPHY	DUXBURY, A. C.
6058	OCEAN	101	AA	5			N	930-1020	OTR 209		
6059	OCEAN	101	AB	5			TH	930-1020	OTR 209		
6060	OCEAN	101	AC	5			W	1020-1120	OTR 209		
6061	OCEAN	101	AD	5			W	1130-1220	OTR 209		
6062	OCEAN	101	AE	5			TH	1130-1220	OTR 209		
6063	OCEAN	101	AF	5			W	1230-120	OTR 209		
6064	OCEAN	101	AG	5			TH	1230-120	OTR 209		
6065	OCEAN	101	AH	5			W	130-220	OTR 209		
6066	OCEAN	101	AI	5			TH	130-220	OTR 209		
6067	OCEAN	101	AJ	5			N	230-320	OTR 209		
6068	OCEAN	101	AK	5			TH	230-320	OTR 209		
6069	OCEAN	101	AL	5			TH	330-420	OTR 209		
6070	OCEAN	101	B	5			MTWTF	130-220	SAV 239		ENGLISH, T.
6071	OCEAN	101	BA	5			F	830-920	OTR 209		
6072	OCEAN	101	BB	5			F	930-1020	OTR 209		
6073	OCEAN	101	BC	5			TH	1030-1120	OTR 209		
6074	OCEAN	101	BD	5			F	1030-1120	OTR 209		
6075	OCEAN	101	BE	5			F	1130-1220	OTR 209		
6076	OCEAN	101	BF	5			F	1230-120	OTR 209		
6077	OCEAN	101	BE	5			F	130-220	OTR 209		
6078	OCEAN	101	BH	5			F	230-320	OTR 209		
6079	OCEAN	101	U	5			M W	700-920 PH	OTR 014		PARKS, C. J.
6080	OCEAN	101	V	5			M W	700-920 PH	OTR 018		HARTMAN, H. J.
							T TH	700-920 PH	OTR 014		
							T TH	700-920 PH	OTR 018		
6081	OCEAN	110	A	1			F	1130-1220	OTR 014	LECTURES IN OCEAN	BAKER, D. J.
							F	1130-1220	OTR 018		
6082	OCEAN	180	A	6			ARR	-	*	H-LOWR DIV TUTORIAL CR/NC ONLY	
6083	OCEAN	341	A	3			M W F	1030-1120	LOW 105	QUANT METHOD I W/ANATH 341 A	

6012	FISH 352	A	3	N M F	130-220	FIS 209	FISH BIDCHEN	DRDWN,G.
6013	FISH 379	A	3	N M F	1230-120	FIS 201	FISHERIES OF WORLD	GUNDERSON,D.
6014	FISH 395	A	3	N M F	1030-1120	FIS 102M	LITERATURE SEAPCH	
6015	FISH 401	AN LB	5	N M F	1130-1220	FIS 201	ICHTHYOLOGY	PIETSCHE,T. PIETSCHE NELSON,D.
6016	FISH 401	AN LB	5	T TH	120-420	FIS 208		
6017	FISH 401	AN LB	5	T TH	120-420	FIS 234		
6017	FISH 408	A	3	T TH	130-300	FIS 209	PHYS ECOL SHELLFISH	
>>>>	FISH 434	A	5	N M F	1130-1220	MCR 225	EFFECTS WASTE WATER	WELCH,E.B.
>>>>	FISH 434	AN LB	>	T	1230-220	MCR 320	W/CENA 434 A	PERKINS
>>>>	FISH 434	AD LB	>	TH	230-420	MCR 320	W/CENA 434 AN	PERKINS
>>>>	FISH 434	D	3	N M F	1130-1220	MCR 225	W/CENA 434 AD	WELCH,E.B.
6022	FISH 444	A	3	N M F	230-320	OTE 014	FISHERIES GENETICS	HERSHBEPGEP
6023	FISH 450	A	3	N M F	930-1020	FIS 201	SAL BEHAV LIFE HIST	BRAINCH,E.
6024	FISH 451	A	3	N M F	1030-1120	OTE 014	REPROD SALMND FSMS	BRANNON
				N M F	1030-1120	OTE C18		
				N M F	1130-1220	FIS 132		
6025	FISH 454	A	3	N M F	120-220	FIS 201	COMM DIS FISHES MAY BE TAKEN CONCUR WITH FISH 455 ZN	LANDOLT,M.
6026	FISH 455	ZN	2	T TH	930-1220	FIS 208	COMM DIS FISHES LAD	LANDOLT,M.
6027	FISH 460	A	4	N M F	1230-120	FIS 215	WATER MAN HYDROL	KENT,J.
6028	FISH 460	AN LB	>	TH	1030-1220	FIS 209	W/CENA 498 A	KENT,J.
6028	FISH 472	A	3	M	930-1020	FIS 102M	AQUA RADICECLOG I	NEVISSI SIBLEY NEVISSI SIBLEY
6030	FISH 472	AN LB	>	W	1030-1120	FIS 215		
>>>>	FISH 499	A	1	N M F	330-420	FIS 201	UNDERGRAD RESEARCH W/FISH 507 A	MATHISEN
>>>>	FISH 499	B	1-5	ARR	-	* *	CR/NC ONLY	
>>>>	FISH 499	C	3	T	1000-1100	* *	SPECIAL PROBLEMS	GUNDERSON
>>>>	FISH 499	D	5	MTWTF	830-1120	FIS 207	SPECIAL COURSE IN FISH	MALVER
>>>>	FISH 499	E	5	ARR	-	* *	FISH FEED TECHNOLOGY	PIGOTT
>>>>	FISH 501	A	1-5	ARR	-	* *	ON-THE-JOB TRAINING	
>>>>	FISH 507	A	1	N M F	330-420	FIS 201	SPEC PROB IN FISH	MATHISEN
>>>>	FISH 507	B	1-5	ARR	-	* *	W/FISH 499 A	
>>>>	FISH 507	D	2	ARR	-	* *	CR/NC ONLY	
>>>>	FISH 507	D	2	ARR	-	* *	SPECIAL PROBLEMS	
>>>>	FISH 507	D	2	ARR	-	* *	SPECIAL COURSE IN FISH	
6040	FISH 520	A	1	TH	330-420	FIS 201	GRADUATE SEMINAR CR/NC ONLY	BURGNER,R.
6041	FISH 556	A	3	N M F	1020-1120	FIS 209	INTRU QUANT POP DVN	CHAPMAN,D.
>>>>	FISH 600	A	VAR	ARR	-	* *	INDEPDMY STDY/RSCH CR/NC ONLY	
>>>>	FISH 700	A	VAR	ARR	-	* *	MASTERS THESIS CR/NC ONLY	
>>>>	FISH 800	A	VAR	ARR	-	* *	DOCTORAL DISSERTATN CR/NC ONLY	

**FOOD SCIENCE**

							* ENTRY CARDS AVAILABLE IN FIS 204	
6045	FD SC 350	A	3	N MTH	930-1020	FIS 209	FOOD COMPONENTS	MATCHES
6046	FD SC 378	A	3	MTW	930-1020	FIS 215	FSH GEAR & VESL DVL	PIGOTT
6047	FD SC 482	A	3	N M F	130-220	FIS 215	FOOD CHEMISTRY MAY BE TAKEN CONCUR WITH 492 ZN	INADKA,W.
6048	FD SC 484	A	4	N THF	1130-1220	FIS 215	FOOD MICROBIOLOGY MAY BE TAKEN CONCUR WITH 494 A	LISTON MATCHES
6049	FD SC 492	ZN	2	N M	230-520	FIS 215	FOOD CHEMISTRY LAB LAB FOR 492	INADKA,W.

N=HOURS # = "PERMISSION SIGNATURE" \* = NEW COURSE (SEE FRONT OF THIS SCHEDULE)  
 >>> ENROLLMENT IN THIS SECTION IS LIMITED AND STUDENTS MUST OBTAIN ENTRY CARDS. THE SCHEDULE LINE NUMBER IS PRINTED ON THE ENTRY CARD AND MUST BE MARKED ON THE OP-SCAN REGISTRATION FORM. BOTH THE OP-SCAN FORM AND CARD MUST BE TURNED IN TO REGISTER.

6084	OCEAN 401	A	5	N MTH	930-1020	OTE C14	GEN PHYS OCEAN I	COACHMAN
6085	OCEAN 401	AN LB	>	T	230-520	OTE 205		
6086	OCEAN 401	AD LB	>	T	230-520	OTE 205		
6087	OCEAN 417	A	5	N MTH	930-1020	OTE 205	PHYSICAL OCEAN I	RISER
6088	OCEAN 417	AN LB	>	TH	230-420	OTE 205		
6089	OCEAN 421	A	3	TWTH	130-220	OTE 014	CHEMICAL OCEAN	CARPENTER,R.
6090	OCEAN 434	A	4	N MTH	1230-120	OTE 014	BIO OCN-PHYTOPLANKT	BANSE
6091	OCEAN 434	AN LB	>	F	830-1120	OTE 206		
6092	OCEAN 450	A	4	N MTH	830-920	OTE 205	GEOPHYS OCEAN	MC MAKUS,D.
6093	OCEAN 489	A	1-6	ARR	-	* *	H-UNDRG THESIS-HNRS CR/NC ONLY	
>>>>	OCEAN 499	A	1-12	ARR	-	* *	UNDERGRAD RESEARCH	
6095	OCEAN 500	A	1	ARR	-	* *	CURRENT PROBS OCEAN CR/NC ONLY	
6096	OCEAN 501	A	5	ARR	-	* *	MARINE GEOLOGY	DELANEY
6097	OCEAN 511	A	4	N M F	830-920	OTE 211	MARINE HYDRODYNMCS I	RATTRAY,M.
6098	OCEAN 511	AA OZ	>	T	830-920	OTE 211		
6099	OCEAN 514	A	1	ARR	-	* *	SMNR PHYSICAL OCEAN CR/NC ONLY	
6100	OCEAN 518	A	1	ARR	-	* *	SMNR DYNAMICAL OCEAN	
6101	OC 520	A	1	M	340-500	OTE 014	SEMINAR CR/NC ONLY	BANSE,K.
				M	340-500	OTE 018		
6102	OCEAN 527	A	3	N M F	1030-1120	OTE 205	MARINE CHEM	MURRAY HEDGES
6103	OCEAN 531	A	1-2	ARR	-	* *	SMNR IN BIOL OCEAN CR/NC ONLY	
6104	OCEAN 548	A	3	ARR	-	* *	TPCS PHYSICAL OCEAN	MARTIN
6105	OCEAN 560	A	3	N M F	1030-1120	JHN 262	MECHANIC OF EROSION W/GPHYS 560 A	SMITH
6106	OCEAN 571	A	3	N M F	1230-120	OTE 211	GRATVYCEODNAG INTRP W/GPHYS 571 A	LEWIS
6107	OCEAN 580	A	4	T TH	120-320	OTE 211	MS IN COASTAL ZONE	DUXBURY,A.C.
>>>>	OCEAN 600	A	VAR	ARR	-	* *	INDEPDMY STDY/RSCH	
>>>>	OCEAN 700	A	VAR	ARR	-	* *	MASTERS THESIS	
>>>>	OCEAN 800	A	VAR	ARR	-	* *	DOCTORAL DISSERTATN	

**SCHOOL OF PHARMACY**  
**PHARMACY**

							* ENTRY CARDS AVAILABLE IN HSB T329 FOR UNDERGRADS	
							* ENTRY CARDS AVAILABLE IN HSB T341 FOR GRADS	
7546	PHARM 304	A	3	N M F	1130-1220	HSB T733	PROF OF PHARM	
>>>>	PHARM 305	A	1-3	ARR	-	* *	CLIN DISPEN PHARM CR/NC ONLY ENTRY CARDS HSB T329	
7548	PHARM 330	A	1	TH	1130-1220	HSB T733	PHARMCEUTCL CALCTNS CR/NC ONLY	
7549	PHARM 369	A	1	ARR	-	HSB T739	PEP I CR/NC ONLY 9/27, 11/30-12/20 10/8, 11/30-12/20 11/1,29 11/30-12/20 HSB T739	FASSETT,W.
7550	PHARM 412	A	3	N M	230-320 230-420	HSB T639 HSB T639	O-T-C DRUGS	PLEIN,J.
7551	PHARM 450	A	3	N M F	130-220	HSB T733	PHARMACY LAWS	TANIGUCHI,T.
7552	PHARM 465	A	2	T TH	1230-120	HSB T479	COMPUTERS IN PHCY	
7553	PHARM 469	A	1	ARR	-	* *	PEP II CR/NC ONLY	

N=HOURS # = "PERMISSION SIGNATURE" \* = NEW COURSE (SEE FRONT OF THIS SCHEDULE)  
 >>> ENROLLMENT IN THIS SECTION IS LIMITED AND STUDENTS MUST OBTAIN ENTRY CARDS. THE SCHEDULE LINE NUMBER IS PRINTED ON THE ENTRY CARD AND MUST BE MARKED ON THE OP-SCAN REGISTRATION FORM. BOTH THE OP-SCAN FORM AND CARD MUST BE TURNED IN TO REGISTER.



## SCHOOL OF PHARMACY

Sched. Line No.	DEPARTMENT	COURSE	CREDITS	H R I M S W	TIME		LOCATION	TITLE AND REMARKS	INSTRUCTOR
					Day	Hour			
>>>>	PHARM 470	A	8	M	F	1230-120 230-320	NSR 1479 HSE 1479	COMMUNITY EXTN CR/NC ONLY ENTRY CARDS HSB T329	FASSETT, W.
>>>>	PHARM 471	A	4	M	F	1230-120	HSE 1663	INSTITUTION. EXTN CR/NC ONLY ENTRY CARDS HSB T329	FASSETT, W.
>>>>	PHARM 472	A	4-16	ARR	-	-	-	ADV PHARMACY EXTPN CR/NC ONLY ENTRY CARDS HSB T329	FASSETT, W.
7257	PHARM 485	A	3	M	H F	120-220	HSE 1739	CLIN PHARM	KRADJAN, W.
>>>>	PHARM 487	A	4	ARR	-	-	-	CLIN PHARM CLERKSHIP CR/NC ONLY ENTRY CARDS HSB T329 9/26, 12130-1120 10/24, 12130-1120 HSE 1479	KRADJAN, W. HORN, J.
>>>>	PHARM 488	A	3-16	ARR	-	-	-	ADV CLIN PHARM CLKP CR/NC ONLY ENTRY CARDS HSB T329	-
>>>>	PHARM 489	A	VAR	ARR	-	-	-	DRUG INFORMATION CR/NC ONLY ENTRY CARDS HSB T329	IVEY, M.
>>>>	PHARM 495	A	VAR	ARR	-	-	-	SPEC STUDIES PHARM ENTRY CARDS HSB T329	-
>>>>	PHARM 499	A	VAR	ARR	-	-	-	UNDERGRAD RESEARCH ENTRY CARDS HSB T329	-
7563	PHARM 507	A	1	TH	TH	900-600 PM 900-600 PM	HSE T359 HSD T359A	TOP CLIN PHARMACONW CR/NC ONLY	GIBALDI, M.
7564	PHARM 520	A	1	T	T	430-520 PM 430-520 PM	HSE T359 HSD T359A	SEMINAR CR/NC ONLY	IVEY, M.
7565	PHARM 530	A	3	T	TH	230-400	HSD 1641	RES' METH PHAR PRACT	CHRISTENSEN
7566	PHARM 583	A	5	M	F	130-320 130-320	HSE T360A HSD T360A	ADV CLIN PH THEPA	HORN, J.
>>>>	PHARM 587	A	VAR	ARR	-	-	-	ADV INPT CLERKSHIP CR/NC ONLY ENTRY CARDS HSB T341	-
>>>>	PHARM 588	A	VAR	ARR	-	-	-	ADV OUTPT CLERKSHIP CR/NC ONLY ENTRY CARDS HSB T341	-
>>>>	PHARM 589	A	VAR	ARR	-	-	-	ADV DIS CLERKSHIP CR/NC ONLY ENTRY CARDS HSB T341	-
>>>>	PHARM 600	A	VAR	ARR	-	-	-	INDEPENDNT STUDY/RSCM CR/NC ONLY ENTRY CARDS HSB T341	-
>>>>	PHARM 700	A	VAR	ARR	-	-	-	MASTERS THESIS CR/NC ONLY ENTRY CARDS HSB T341	-
<b>MEDICINAL CHEMISTRY</b>									
7572	MEDCH 350	A	3	M	W F	830-920 830-920	NSR T531 HSD T531A	MED POISONOUS PLANTS	BRADY, L.
7573	MEDCH 435	A	3	M	W F	830-920	BAG 261	DIAGNOSTIC MED CHEM	NELSON, S.
7574	MEDCH 440	A	3	M	W F	920-1020	HSD T639	MEDICINAL CHEM	NELSON, S. ELNER, G. NELSON, S. ELNER, G.
7575	MEDCH 440	AA	CO	T	-	830-920	BAG 331A		NELSON, S. ELNER, G.
7576	MEDCH 440	AB	CO	TH	-	830-920	BAG 331A		NELSON, S. ELNER, G.
7577	MEDCH 440	AC	CO	T	-	930-1020	BAG 331A		NELSON, S. ELNER, G.
7578	MEDCH 440	AD	CO	TH	-	930-1020	BAG 331A		NELSON, S. ELNER, G.
>>>>	MEDCH 499	A	VAR	ARR	-	-	-	UNDERGRAD RESEARCH ENTRY CARDS HSB T329	-

Sched. Line No.	DEPARTMENT	COURSE	CREDITS	H R I M S W	TIME		LOCATION	TITLE AND REMARKS	INSTRUCTOR
					Day	Hour			
7612	PB AF 532	A	3	M	TH	130-320	SM1 113	REGULATORY THEOPY W/ECON 532 A	ZERBE, D.
7613	PB AF 534	A	3	M	TH	130-320	SM1 113	ANER FOR POL FORM H/POL 5 534 A	DENNY, D.
7614	PB AF 540	A	3	F	F	1030-1220	LOM 112	SDC MANAGE TECH I W/CIVE 540 A	WENK, E.
7615	PB AF 561	A	3	T	TH	930-1120	SAV 209	POL DEVLGADN-URD AFF	PEALY, R.
7616	PB AF 577	A	3	T	TH	930-1100	MSB T733	RISK ASSESSMENT H/ENH 577 A	OPREIN FAUSTMAN-MAT
7617	PB AF 586	A	3	M	-	330-520	SAV M250	INT SCI TECH POL	NILES, E.
7618	PB AF 587	A	3	T	-	930-1120	-	NAR RESOURCE MGT SM W/IMS 587 A	STOKES
>>>>	PB AF 590	U	3	T	TH	530-720 PM	SM1 310	MID-CAREER SEMINAR CR/NC ONLY	MILLER, E.
7620	PB AF 593	A	3	TH	-	930-1120	IPM -	PL OVLPADN-NAT RES	PEALY, R.
>>>>	PB AF 600	A	VAR	ARR	-	-	-	INDEPENDNT STUDY/RSCM	MAT, P. KROLL, M. WILLER, E. LOCKE, M. LYDEN, P. ELKHORE, D. HALL, M. PEALY, R. DENNY, D. BROWN, M.
>>>>	PB AF 604	A	2-6	ARR	-	-	-	DEGREE PROJECT	BROWN, M. ELKHORE, R. LYDEN, P. HALL, M. PEALY, R.
<b>SCHOOL OF PUBLIC HEALTH AND COMMUNITY MEDICINE</b>									
<b>BIOSTATISTICS</b>									
* ENTRY CARDS AVAILABLE IN HSB 600									
7623	BIOST 472	A	4	M	W	1030-1200	HSD E212	INTRO STET HLTH SCI	DAVIS
7624	BIOST 511	A	4	M	W F	930-1020	HSD T733	MED BIOMETRY I	VANBELLE MARTIN, D.C.
7625	BIOST 511	B	4	M	W F	330-420	HSE T747		
7626	BIOST 523	A	4	M	W	900-1020	HSD T360	COMPUTER APPL BIOST	FEIGL
7627	BIOST 527	A	4	M	W F	1030-1120	HSD T663A	STAT MODEL EPIDEMIO W/EPI 527 A	MC KNIGHT
7628	BIOST 570	A	3	M	W F	130-220	HSE 235	INTRO LINEAR MODELS W/STAT 570 A	DUJA
7629	BIOST 574	A	3	M	F	230-400	HSD T474A	STATISTCL COMPUTING W/STAT 574 A	KRONHAL
7630	BIOST 576	A	3	T	TH	130-300	HSD T474A	STAT METH SURV DATA W/STAT 576 A	PETERSON
7631	BIOST 578	A	VAR	ARR	-	-	-	SPEC TOP ADV BIOST W/STAT 578 A CR/NC ONLY	-
7632	BIOST 580	A	1	TH	-	330-500	HSD T739	BIOSTAT SMOR CR/NC ONLY	DEROVEN
>>>>	BIOST 590	A	VAR	ARR	-	-	HSD F643	BIOSTAT CONSULTING CR/NC ONLY	OTIHR WALH

7580	MEDCH 501	A	4	ARR	-	•	•	ADV MEDICNL CHEM	NELSON,S. ELNER,G.
7581	MEDCH 520	A	1	TH	1230-120	BAG	260	SEMINAR CR/NC ONLY	BAILLIC,T.
7582	MEDCH 582	A	1	M	730-1030P	BAG	331A	TOPICS IN PH SCI CR/NC ONLY	NELSON,S.
7583	MEDCH 600	A	VAR	ARR	-	•	•	INDEPENDNT STDY/RSCH CR/NC ONLY	
7584	MEDCH 700	A	VAR	APR	-	•	•	MASTERS THESIS CR/NC ONLY	
7585	MEDCH 800	A	VAR	ARR	-	•	•	DOCTORAL DISSERTATN CR/NC ONLY	

### PHARMACEUTICAL SCIENCES

7586	PCEUT 331	A	4	M W F	1030-1120	HSR	1733	GEN & PHYS PRINCP	TOOTHAKER,R. TOOTHAKER,P.
7587	PCEUT 331	AN LB		H	230-520	HSR	1482		TOOTHAKER,R. TOOTHAKER,P.
7588	PCEUT 331	AD LB		T	130-420	HSR	1482		TOOTHAKER,R. TOOTHAKER,P.
7589	PCEUT 331	AP LB		T	130-420	HSR	1484		TOOTHAKER,R. TOOTHAKER,P.
7590	PCEUT 406	A	4	H W TH F	1130-1220	HSB	1625	CLIN PHARMCOKINETICS	LEVY,R. SILBER,D.H.
>>>>	PCEUT 499	A	VAR	ARR	-	•	•	UNDERGRAD RESEARCH ENTRY CARDS HSB 1324	
7592	PCEUT 520	A	1	ARR	-	•	•	SEMINAR CR/NC ONLY	SLATTERY,J.
7593	PCEUT 583	A	1	ARR	-	•	•	TOPICS IN PCEUT CR/NC ONLY	LEVY,R.
7594	PCEUT 600	A	VAR	ARR	-	•	•	INDEPENDNT STDY/RSCH CR/NC ONLY	
7595	PCEUT 700	A	VAR	ARR	-	•	•	MASTERS THESIS CR/NC ONLY	
7596	PCEUT 800	A	VAR	ARR	-	•	•	DOCTORAL DISSERTATN CR/NC ONLY	

### SCHOOL OF PUBLIC AFFAIRS

#### PUBLIC AFFAIRS

\* ENTRY CARDS AVAILABLE IN SMI M253

>>>>	PB AF 500	A	1	T	1120-1220	SMI	102	GENERAL SEMINAR	MOLTEPS
>>>>	PB AF 501	U	3	H	530-700 PH	SAV	249	PUB POL & ADMIN W/POL 5 570 U	ELMORE,R. KRÖLL,H. DENNY,B. LOCKE,H. LOCKE,H. DENNY,B. ELMORE,R. KRÖLL,H.
>>>>	PB AF 501	UA Q2		T	130-320	BLM	415	W/POL 5 570 UA	KRÖLL
>>>>	PB AF 501	UB Q2		T	530-720 PH	SMI	109	W/POL 5 570 UB	ELMORE,R.
>>>>	PB AF 501	UC Q2		H	1030-1220	SMI	111	W/POL 5 570 UC	ELMORE,R.
>>>>	PB AF 501	UD Q2		TH	130-320	SAV	131	W/POL 5 570 UD	KRÖLL,H.
>>>>	PB AF 509	A	3	T	130-320	SMI	107	PUB ORGANIZATN THRY	KRÖLL
>>>>	PB AF 514	A	3	H	1030-1220	SAV	149	POL IMPLEMENTATION	ELMORE,R.
>>>>	PB AF 516	A	3	M W	830-1000	SAV	335	MACROECON POL ANAL	ZERBE,R.
>>>>	PB AF 519	A	3	H W	130-320	SMI	307	POLICY ANAL WRKSHOP	WILLIAMS,W.
7607	PB AF 520	U	3	H	700-900 PH	SMI	115	FED DEL SYS ODM POL	
7608	PB AF 521	U	3	W	700-900 PH	SMI	115	PUB NGT PLAN & DES	LYDEN,F.
>>>>	PB AF 522	A	3	H	330-520	SMI	115	PUB MGMT BUDGETING	
7610	PB AF 523	A	3	H	130-320	SAV	209	PUB NGT PERS	HILLER,E.E.
>>>>	PB AF 527	U	0	T TH	700-900 PH	SAV	211	QUANT ANAL	

### ENVIRONMENTAL HEALTH

\* ENTRY CARDS AVAILABLE IN HSB 461

>>>>	ENVH 411	A	3	T TH	130-320	HSB	1360A	INT TO ENVIRN HLTH	VANDUSEN
>>>>	ENVH 430	A	3	M W F	130-420	HSB	1369	ENVIRN SAMPLING I	WETZLER
7636	ENVH 440	A	4	M W F H M F T TH	830-920 830-920 830-920	HSB	E212 E212 E212	WATER & WASTE SANIT	HATLEN DEWALLE
7637	ENVH 453	A	3	M W F	930-1020	UWP	D140A	INDUSTRIAL HYG&SAFETY	MORGAN HORSTMAN
7638	ENVH 460	A	2	TH	830-1020	HSB	E204	ACCIDENT PREVENTN	FREEMAN
>>>>	ENVH 479	A	1	H	1120-1220	HSB	E204	ENV RESEARCH DESIGN	VANDUSEN
>>>>	ENVH 480	A	VAR	H	1030-1120	HSB	E204	ENVIRONMENTAL HLTH PROBS	VANDUSEN
>>>>	ENVH 482	A	2-6	ARR	-	•	•	FIELD PRAC-TECHNOLOGY CR/NC ONLY	VANDUSEN
>>>>	ENVH 483	A	6	ARR	-	•	•	FIELD PRAC-PPDC PLN CR/NC ONLY	VANDUSEN
>>>>	ENVH 484	A	3	ARR	-	•	•	FIELD PRAC-COMM RES CR/NC ONLY	VANDUSEN
>>>>	ENVH 499	A	VAR	H	1230-120	HSB	E204	UNDERGRAD RESEARCH	VANDUSEN
7645	ENVH 511	A	3	T TH	1020-1200 1030-1200	HSB	1479 1479	ENVIRONMENTAL HEALTH	MORGAN
7646	ENVH 550	A	2	T TH	330-420 330-520	HSB	1376 1376	PARTICLE MICROSCOPY	BREYSSE LUCHEL
7647	ENVH 560	A	3	M W	130-220 130-320	HSB	1474 1474	INDUSTRY SAFETY ORG	FREEMAN
7648	ENVH 564	A	2	F	1030-1120	HSB	1470	HLTH & SAF PRGB-IND	FREEMAN HORSTMAN
7649	ENVH 577	A	3	T TH	930-1100	HSB	1733	RISK ASSESSMENT W/CEHA 577 A	CHERN,G.S. FAUSTMAN-WAT
7650	ENVH 580	A	1	TH	1230-120 1250-120	HSB	1473 1473A	ENVIRON SEMINAR CR/NC ONLY	LUCHTEL
7651	ENVH 581	A	1	T	1230-120	HSB	1474	ENVIRON READING	KOENIG LUCHTEL
>>>>	ENVH 590	A	1-6	ARR	-	•	•	SELECTED TOPICS CR/NC ONLY	HATLEN BREYSSE WETZLER MORGAN DEWALLE HORSTMAN NILSON WILNER
>>>>	ENVH 590	B	1-6	H	1030-1220	HSB	T562	CR/NC ONLY	
>>>>	ENVH 590	C	2	ARR	-	•	•	CR/NC ONLY	
>>>>	ENVH 599	A	2-6	ARR	-	•	•	FIELD STUDIES CR/NC ONLY	
>>>>	ENVH 600	A	VAR	ARR	-	•	•	INDEPENDNT STDY/RSCH	HATLEN BREYSSE WETZLER HORSTMAN DEWALLE,F. MORGAN
>>>>	ENVH 700	A	VAR	ARR	-	•	•	MASTERS THESIS	HATLEN BREYSSE WETZLER HORSTMAN DEWALLE,F. MORGAN

### EPIDEMIOLOGY

7658	EPI 420	A	3	T TH	1030-1200	HSB	T639	INTRO TO EPIDEMIOL	PERINE,P. DAVIS,S.
>>>>	EPI 497	A	VAR	ARR	-	•	•	EPI SPEC ELECTYS CR/NC ONLY	
>>>>	EPI 499	A	VAR	ARR	-	•	•	ENTRY CARDS HSB F259	
>>>>	EPI 499	A	VAR	ARR	-	•	•	UNDERGRAD RESEARCH CR/NC ONLY	
>>>>	EPI 499	A	VAR	ARR	-	•	•	ENTRY CARDS HSB F259	

121

H-HONORS \* = PERMISSION SIGNATURE % = NEW COURSE (SEE FRONT OF THIS SCHEDULE)  
>>> ENROLLMENT IN THIS SECTION IS LIMITED, AND STUDENTS MUST OBTAIN ENTRY CARDS. THE SCHEDULE LINE NUMBER IS PRINTED ON THE ENTRY CARD AND MUST BE MARKED ON THE OFF-CAM REGISTRATION FORM BOTH THE OFF-CAM FORM AND CARD MUST BE TURNED IN TO REGISTER.

H-HONORS \* = PERMISSION SIGNATURE % = NEW COURSE (SEE FRONT OF THIS SCHEDULE)  
>>> ENROLLMENT IN THIS SECTION IS LIMITED, AND STUDENTS MUST OBTAIN ENTRY CARDS. THE SCHEDULE LINE NUMBER IS PRINTED ON THE ENTRY CARD AND MUST BE MARKED ON THE OFF-CAM REGISTRATION FORM BOTH THE OFF-CAM FORM AND CARD MUST BE TURNED IN TO REGISTER.

# SCHOOL OF PUBLIC HEALTH AND COMMUNITY MEDICINE

Sched. Line No.	DEPARTMENT	COURSE	TERR	SECTION	CREDITS	H R		P R		TIME		LOCATION	TITLE AND REMARKS	INSTRUCTOR
						M	T	W	TH	Day	Hour			
>>>>	EPI	511	A	3		T	TH	020-102C	HSB 1639	PRIN EPIDEMIOLOGY ENTRY CARDS V5B F259	PERINE, P. GALE, J.			
>>>>	EPI	526	A	3		T		1030-1220	HST 1474	ZOOLOGIC DISEASES ENTRY CARDS V5B F259	GIACOMO RAUSCH			
7663	EPI	527	A	4		M	W	F 1030-1120	HSB 1667A	STAT MODEL EPIDEMIO W/F 105T 527 A	MC KNIGHT			
>>>>	EPI	531	B	3		W	F	9C0-1020	HSB 1663	PRDB INTERNA7L HLTH ENTRY CARDS V5B F225				
7665	EPI	583	A	1		T		330-500	HSB 1739	EPIDEMIOLOG SEMINAR CR/NC ONLY				
>>>>	EPI	590	A	2-6		ARR		-		SELECTED TOPICS CR/NC ONLY ENTRY CARDS V5B F259	KUEPSELL, T.			
>>>>	EPI	598	A	1-3		ARR		-		DIDACTIC EPIDEM CR/NC ONLY ENTRY CARDS V5B F259				
>>>>	EPI	600	A	VAR		ARR		-		INDEPENDT STDY/RSCN CR/NC ONLY ENTRY CARDS V5B F259				
>>>>	EPI	700	A	VAR		ARR		-		MASTERS THESIS CR/NC ONLY ENTRY CARDS V5B F259	EMANUEL, I. GALE, J. DALING, J. THOMAS, D. WEISS, M. KUEPSELL, T.			
>>>>	EPI	800	A	VAR		ARR		-		DOCTORAL DISSERTATN CR/NC ONLY ENTRY CARDS V5B F259	DALING, J. EMANUEL, I. FOY, H. J. GALE, J. LEE, J. WEISS, M. HOOVER, J. KUEPSELL, T. LITTLE, R. STAMM, M.			

## HEALTH SERVICES

* ENTRY CARDS PICKED UP IN HSB F346														
Sched. Line No.	DEPARTMENT	COURSE	TERR	SECTION	CREDITS	H R		P R		TIME		LOCATION	TITLE AND REMARKS	INSTRUCTOR
						M	T	W	TH	Day	Hour			
>>>>	HSEV	498	A	VAR		ARR		-					UNDERGRAD THESIS	
>>>>	HSEV	499	A	VAR		ARR		-					UNDERGRAD RESEARCH	
>>>>	HSEV	511	A	3-4		H	W			1030-1220	HSB 1739		HLTH SERV&MED CARE	
>>>>	HSEV	531	A	1-12		ARR		-					SPEC ST COMM MED	
>>>>	HSEV	540	A	3		M	W			1020-1200 1030-1200	HSB 1360A HSB 1360A		AMB CARE CR/NC ONLY	MICHIGAN, M.
>>>>	HSEV	542	A	3		T	TH			8C0-930	HSB 1474A		LONG-TERM CARE	MINN, S.
>>>>	HSEV	554	A	3		T	TH			1030-1200	HSB 1359		SOC HLTH & ILLNESS W/SCC 561 A	DURHAM, M. BICE, T.
>>>>	HSEV	581	A	2		ARR		-					RESEARCH DESIGN I CR/NC ONLY	PERRIN, E.
>>>>	HSEV	590	A	VAR		ARR		-					SELECT TOPICS CL SCHOLAR SEMINAR	INUI, T. LOGERFD, J.
>>>>	HSEV	590	C	VAR		ARR		-					DEPT. SEMINAR	
>>>>	HSEV	590	D	VAR		T				330-500 330-500	HSP 1631 HSB 1931A			
>>>>	HSEV	590	E	VAR		ARR		-					FAM. MED. SEMINAR	GORDON, M.
>>>>	HSEV	591	A	1-4		ARR		-					SEM SPEC TOPICS I	
>>>>	HSEV	591	B	2		ARR		-					PUBLIC HLTH & THE	
>>>>	HSEV	591	C	1-4		ARR		-						
>>>>	HSEV	592	A	1-4		ARR		-					SEM SPEC TOPICS II	

Sched. Line No.	DEPARTMENT	COURSE	TERR	SECTION	CREDITS	H R		P R		TIME		LOCATION	TITLE AND REMARKS	INSTRUCTOR	
						M	T	W	TH	Day	Hour				
7712	A	S	211	A	2					TH	930-1020	CLK 220	AEROSPACE STOYS 200	HANSEN, E. L.	
7713	A	S	211	B	2					TH	1130-1220	CLK 220		HANSEN, E. L.	
7714	A	S	211	C	2					T	230-320	CLK 220		HANSEN, E. L.	
7715	A	S	331	A	3					M	W	F 930-1020	CLK 220	AEROSPACE STOYS 300	BREITENDACH
7716	A	S	331	B	3					M	W	F 1130-1220	CLK 220		BREITENDACH
7717	A	S	331	C	3					M	W	F 120-220	CLK 220		BREITENDACH
7718	A	S	431	A	3					M	W	F 830-920	CLK 220	AEROSPACE STOYS 400	SIMMONS, D. W.
7719	A	S	431	B	3					M	W	F 1030-1120	CLK 220		SIMMONS, D. W.
7720	A	S	431	C	3					M	W	F 1230-120	CLK 220		SIMMONS, D. W.

## MILITARY SCIENCE

\* MIL SCIENCE STUDENTS MUST TAKE SPCH 220 PRIOR TO ENROLLMENT AS MS IV, AND EITHER ENGL 171, OR CMU 301, ENGR 130, OR EQUIV PRIOR TO TAKING LAN 449 REG DURING SENIOR YEAR

7721	H	SCI	101	A	1					M		1030-1120	CLK 119	MILITARY SC 1 BASIC WEEKEND FIELD TRIP	O'CONNELL
7722	H	SCI	101	B	1					T		1130-1220	CLK 119	WEEKEND FIELD TRIP	O'CONNELL
7723	H	SCI	101	C	1					T		1230-120	CLK 119	WEEKEND FIELD TRIP	O'CONNELL
7724	H	SCI	201	A	2					T	TH	1030-1120	CLK 119	MILITARY SC 2 BASIC WEEKEND FIELD TRIP	O'CONNELL
7725	H	SCI	201	D	2					T	TH	230-320	CLK 119	WEEKEND FIELD TRIP	O'CONNELL
7726	H	SCI	301	A	3					M	W	F 930-1020	CLK 119	MILITARY SC 3 ADV WEEKEND FIELD TRIP PLUS SUBST COURSE	WEBER
7727	H	SCI	301	B	3					M	W	F 1130-1220	CLK 119	WEEKEND FIELD TRIP PLUS SUBST COURSE	WEBER
7728	H	SCI	301	C	3					M	W	F 130-220	CLK 119	WEEKEND FIELD TRIP PLUS SUBST COURSE	WEBER
7729	H	SCI	401	A	2					T	TH	830-920	CLK 119	MILITARY SC 4 ADV PLUS SUBST COURSE WEEKEND FLD TRIP	WEST
7730	H	SCI	401	B	2					T	TH	930-1020	CLK 119	PLUS SUBST COURSE WEEKEND FIELD TRIP	WEST
7731	H	SCI	401	C	2					T	TH	130-220	CLK 119	PLUS SUBST COURSE WEEKEND FIELD TRIP	WEST

## NAVAL SCIENCE

\* NON-NAVAL ROTC STUDENTS MUST OBTAIN PERMISSION FROM INST PRIOR TO ENROLLMENT IN ANY NAVAL SCIENCE COURSE.

7732	H	SCI	111	A	3					M	W	F 930-1020	CLK 120	THE NAVAL SERVICE	DINN, M. J.
										TH		1020-1120	THC 101		
7733	N	SCI	111	B	3					M	W	F 1030-1120	CLK 120		DINN, M. J.
										TH		1030-1120	THC 101		
7734	N	SCI	111	C	3					M	W	F 1220-120	CLK 120		DINN, M. J.
										TH		1030-1120	THC 101		
7735	N	SCI	211	A	3					M	W	THF 830-920	CLK 120	NAVAL WEAPON SYSTMS	HARRELL, G. D.
7736	N	SCI	211	B	3					M	W	THF 1130-1220	CLK 120		HARRELL, G. D.
7737	N	SCI	211	C	3					M	W	THF 110-220	CLK 120		HARRELL, G. D.
>>>>	H	SCI	311	A	3					T	TH	830-1020	CLK 203	NAVIGATION ENTRY CARDS CLK 207	BUIKE, K. S.
>>>>	N	SCI	311	B	3					M	W	130-320	CLK 203	ENTRY CARDS CLK 207	RUSSELL, R. E.
7740	N	SCI	321	A	3					T	TH	8C0-920	CLK 320	EVOL OF WARFARE I	DOTTERRER, D. JAMES, R. E.
7741	N	SCI	411	A	3					M	W	THF 730-820	CLK 203	PSYCH OF LEADERSHIP	WEYRICK, R.
7742	N	SCI	411	B	3					M	W	THF 230-320	CLK 120		WEYRICK, R.

## SCHOOL OF SOCIAL WORK

SOCIAL WORK															
* ENTRY CARDS AVAILABLE FOR UNDERGRADS IN SMS 023															
* ENTRY CARDS AVAILABLE FOR GRADUATES IN SMS 018A															
7743	SOC	W	300	A	3					M	W	F 930-1020	DEM 309	HST APR 5 MLFR	BERLEMAN, M. C.

>>>>	HSEV 593	A	I	>	ARR	-	* *	SEM SPEC TOPICS CR/NC ONLY SEMINAR HLTH ADMIN PLANNING		
>>>>	HSEV 595	A	1-3	>	ARR	-	* *	FLO ANA PRJ/PES REP		
>>>>	HSEV 599	A	VAR	>	ARR	-	* *	FLP PRACT PUB HLTH		
>>>>	HSEV 600	A	VAR	>	ARR	-	* *	INDEPNMNT STDY/RSCN		
>>>>	HSEV 700	A	VAR	>	ARR	-	* *	MASTERS THESIS		

**PATHOBIOLOGY**

>>>>	PABIO 498	A	VAR	>	ARR	-	* *	UNDERGRAD THFSIS CR/NC ONLY ENTRY CARDS HSD F161	KENNY	
>>>>	PABIO 499	A	VAR	>	ARR	-	* *	UNDERGRAD RESEARCH ENTRY CARDS HSD F161P	KENNY	
>>>>	PABIO 521	A	3	>	M	130-320	HSE 1366	MAMMALIAN CELL CULT ENTRY CARDS HSD F161B	KENNY	
>>>>	PABIO 521	AM 1B		>	F	130-320	HSE 1366	ENTRY CARDS HSD F161B	KENNY	
>>>>	PABIO 527	A	2	>	T	330-420	HSE 8P124	PARASITE IMMUNOLOGY CR/NC ONLY ENTRY CARDS HSD F161D	STIBBS	
>>>>	PABIO 526	A	3	>	TH	330-420	HSE 8P124	PARASITE BIOCHEM CR/NC ONLY ENTRY CARDS HSD F161D	STIBBS	
>>>>	PABIO 580	A	1	>	T	1230-120	HSD 1359	PATHOBIOLOGY SMNR CR/NC ONLY ENTRY CARDS HSD F161P	WANG	
>>>>	PABIO 581	A	1	>	TH	1230-120	HSD 1359	CUR LIT PATHOBIOLOG CR/NC ONLY ENTRY CARDS HSD F262C	COONEY	
>>>>	7701 PABIO 583	A	1	>	M	1200-100	HRC 478	HEPBRAKE SEMINAR	HAKOMORI, S.	
					F	400-600	HPC 478	F. HUTCHISON CANCER RESEARCH CENTER RM 478		
>>>>	PABIO 590	Z	1-6	>	ARR	-	* *	SELECTED TOPICS CR/NC ONLY ENTRY CARDS HSD F161B	KENNY	
>>>>	PABIO 598	A	VAR	>	ARR	-	* *	DIDACTIC PATHOBIOLOG ENTRY CARDS HSD F161D	KENNY	
>>>>	PABIO 600	A	VAR	>	ARR	-	* *	INDEPNMNT STDY/RSCN CR/NC ONLY ENTRY CARDS HSD F161D	HAKOMORI KUD COONEY WANG BUCHANAN CHEN RAUSCH STIBBS, H.H. CARTER, H.H. KENNY THOLESS, H.	

123

>>>>	PABIO 700	A	VAR	>	ARR	-	* *	MASTERS THESIS CR/NC ONLY ENTRY CARDS HSD F161B	COONEY, H. HAKOMORI, S. BUCHANAN CHEN WANG KUD RAUSCH STIBBS, H.H. KENNY THOLESS, H. CARTER, H.	
------	-----------	---	-----	---	-----	---	-----	---	---	--

**RESERVE OFFICERS TRAINING PROGRAM**

**AEROSPACE STUDIES**

* AEROSPACE STUDENTS MUST RESERVE TH 7:00-8:15 FOR LEADERSHIP LAB									
7706	A S	101	A	1	T	830-920	CLK 220	AEROSPACE STCYS 100	KRABER, K.G.
7707	A S	101	B	1	TH	830-920	CLK 220		KRABER, K.G.
7708	A S	101	C	1	T	930-1020	CLK 220		KRABER, K.G.
7709	A S	101	D	1	T	1130-1220	CLK 220		KRABER, K.G.
7710	A S	101	E	1	T	120-220	CLK 220		KRABER, K.
7711	A S	101	F	1	TH	120-220	CLK 220		KRABER

>>>>	SDC W 405	A	2/4	>	M	1030-1220	SWS 8010	FIELDWORK SEMINAR	KELLEY, J.
>>>>	SDC W 405	B	2/4	>	M	1030-1220	SWS 290		TAKAGI, C.Y.
>>>>	SDC W 405	C	2/4	>	T	1030-1220	SWS 8014		KELLEY, J.
>>>>	SDC W 409	A	1-5	>	ARR	-	* *	READINGS IN SOC W	
>>>>	SDC W 409	B	1-5	>	ARR	-	* *		
>>>>	SDC W 415	A	4	>	ARR	-	* *	BEGIN FIELD INSTR	BERLEMAN, H.C.
>>>>	SDC W 415	B	6	>	ARR	-	* *	CR/NC ONLY	KELLEY, J.
>>>>	SDC W 415	B	6	>	ARR	-	* *	CR/NC ONLY	BERLEMAN, H.C.
>>>>	SDC W 419	A	3	>	T TH	130-300	SH1 102	ADULT DEVEL & ACTING	KELLEY, J.
>>>>	7752 SDC W 421	A	3	>	F	1030-1220	SWS 8014	HEATH CHLD CR & TRMT UPPER DIVISION STDNTS ONLY	WHITTAKER
>>>>	SDC W 501	A	3	>	F	930-1220	SWS 125	SM TM MINORITY COMM	NORTHWOOD, L.
>>>>	SDC W 502	A	3	>	M	130-320	SWS 026	INC MAINT HLTH CARE	
>>>>	SDC W 502	B	3	>	M	130-320	SWS 030		
>>>>	SDC W 502	C	3	>	M	130-320	SWS 032		
>>>>	SDC W 502	D	3	>	M	130-320	SWS 230		
>>>>	SDC W 502	E	3	>	M	130-320	SWS 8014		
>>>>	SDC W 502	F	3	>	M	130-320	SWS 026		
>>>>	SDC W 502	G	3	>	T	130-320	SWS 026		
>>>>	SDC W 502	H	3	>	F	830-1030	SWS 030		
>>>>	SDC W 502	U	3	>	M	830-830 PM	SWS 026		
>>>>	SDC W 504	A	3	>	F	1030-1220	* *	SOC PROB & SOC HELF	
>>>>	SDC W 504	B	3	>	F	130-320	SWS 230		
>>>>	SDC W 504	C	3	>	F	1030-1220	SWS 030		
>>>>	SDC W 507	A	3	>	F	830-1020	SWS 8032	SEMINAR	
>>>>	SDC W 508	A	2	>	TH	930-520	SWS 129	INTEGRATIVE SMNR	
>>>>	SDC W 508	B	2	>	TH	430-620 PM	SWS 230	CR/NC ONLY	
>>>>	SDC W 508	C	1	>	TH	1230-120	SWS 129	CR/NC ONLY	
>>>>	SDC W 508	D	1	>	M	400-500	SWS 0014	CR/NC ONLY	
>>>>	SDC W 508	E	2	>	TH	330-320	SWS 8032	CR/NC ONLY	
>>>>	SDC W 508	F	2	>	TH	930-520	SWS 8012	CR/NC ONLY	
>>>>	SDC W 508	G	2	>	TH	830-1020	SWS 030	CR/NC ONLY	
>>>>	SDC W 508	U	1	>	M	500-600 PM	SWS 026	CR/NC ONLY	
>>>>	SDC W 508	U	1	>	TH	500-600 PM	SWS 026		
>>>>	SDC W 509	A	VAR	>	ARR	-	* *	READ IN SOC MGR	
>>>>	SDC W 509	B	VAR	>	ARR	-	* *	CR/NC ONLY	
>>>>	SDC W 509	C	VAR	>	ARR	-	* *	CR/NC ONLY	
>>>>	SDC W 509	D	VAR	>	ARR	-	* *	CR/NC ONLY	
>>>>	SDC W 519	A	4	>	ARR	-	* *	FIELD INSTRUCTION	HANNEHAN, C.F.
>>>>	SDC W 519	B	2-8	>	ARR	-	* *	CR/NC ONLY	STIER, F.R.
>>>>	SDC W 519	B	2-8	>	ARR	-	* *	CR/NC ONLY	HANNEHAN, C.F.
>>>>	SDC W 529	A	3	>	M W	830-950	SWS 8014	INTR HUM SERV PRACT	
>>>>	SDC W 529	B	3	>	M W	830-950	SWS 026		
>>>>	SDC W 529	C	3	>	M	930-1220	SWS 030		
>>>>	SDC W 529	D	3	>	M	930-1220	SWS 8032		
>>>>	SDC W 529	E	3	>	ARR	-	* *		
>>>>	SDC W 529	F	3	>	F	930-1220	SWS 230		
>>>>	SDC W 532	A	3	>	F	1030-1220	SWS 026	ADDTVE HU SERV METH	
>>>>	SDC W 532	B	3	>	TH	1030-1220	SWS 030		
>>>>	SDC W 532	C	3	>	M	1030-1220	SWS 8014		
>>>>	SDC W 532	D	3	>	F	130-320	SWS 030		
>>>>	SDC W 533	A	3	>	TH	130-420	SWS 8014	ADV HUMAN SERV PRAC	
>>>>	SDC W 533	B	3	>	TH	1030-120	SWS 8014		
>>>>	SDC W 535	A	6	>	ARR	-	* *	ADVANCED FIELD INST	HANNEHAN, C.F.
>>>>	SDC W 535	B	2-10	>	ARR	-	* *	CR/NC ONLY	STIER, F.R.
>>>>	SDC W 535	B	2-10	>	ARR	-	* *	CR/NC ONLY	HANNEHAN, C.F.
>>>>	SDC W 541	A	3	>	M	130-320	SWS 026	HUM BEHAV & SOC ENV	
>>>>	SDC W 541	E	3	>	M	130-320	SWS 030	CR/NC ONLY	
>>>>	SDC W 541	C	3	>	M	130-320	SWS 8014	CR/NC ONLY	
>>>>	7798 SDC W 541	U	3	>	TH	630-830 PM	SWS 026	CR/NC ONLY	
>>>>	SDC W 543	A	3	>	THF	830-950	SWS 8014	PRGB FDC HUM DVLPMNT	
>>>>	SDC W 543	B	3	>	TH	1000-1200	SWS 026		
>>>>	SDC W 543	C	3	>	F	130-420	SWS 8014		
>>>>	SDC W 543	D	3	>	MTH	830-950	SWS 8032		
>>>>	SDC W 543	E	3	>	TH	1030-1220	SWS 230		
>>>>	SDC W 560	A	3	>	M	1030-1220	SWS 026	INTRO PLANNING	ELLIS, J.A.
>>>>	SDC W 560	U	3	>	M	600-800 PM	SWS 030		

M=HONORS #=- "PERMISSION SIGNATURE" \* = NEW COURSE (SEE FRONT OF TIME SCHEDULE.)  
 >>> ENROLLMENT IN THIS SECTION IS LIMITED, AND STUDENTS MUST OBTAIN ENTRY CARDS. THE SCHEDULE LINE NUMBER IS PRINTED ON THE ENTRY CARD AND MUST BE MARKED ON THE OP-SCAN REGISTRATION FORM. BOTH THE OP-SCAN FORM AND CARD MUST BE TURNED IN TO REGISTER.

M=HONORS #=- "PERMISSION SIGNATURE" \* = NEW COURSE (SEE FRONT OF TIME SCHEDULE.)  
 >>> ENROLLMENT IN THIS SECTION IS LIMITED, AND STUDENTS MUST OBTAIN ENTRY CARDS. THE SCHEDULE LINE NUMBER IS PRINTED ON THE ENTRY CARD AND MUST BE MARKED ON THE OP-SCAN REGISTRATION FORM. BOTH THE OP-SCAN FORM AND CARD MUST BE TURNED IN TO REGISTER.

# SCHOOL OF SOCIAL WORK

Schd. Line No.	DEPARTMENT	COURSE	TERM	SECTION	CREDITS	H	P	R	N	E	TIME		LOCATION	TITLE AND REMARKS	INSTRUCTOR
											Day	Hour			

>>>>	SDC W 561	A	3	>	T						130-420	SWS 9014	INTRO ADM	
>>>>	SDC W 561	B	3	>	T						130-420	SWS 9032		
>>>>	SDC W 564	U	3	>	TH						600-900 PM	SWS 032	GROUP PROCESS	RESNICK, H.
>>>>	SDC W 566	A	3	>	TH						820-1020	SWS 230	SPEC C O S SKILLS	
>>>>	SDC W 566	E	3	>	F						130-420	SWS 026		
>>>>	SDC W 575	A	3	>	F						830-1020	SWS 026	SP TOP SOC WEL POL	
>>>>	SDC W 575	B	3	>	TH						130-320	SWS 3012		
>>>>	SDC W 590	A	3	>	M						1030-1220	SWS 026	SOC WELF RES	
>>>>	SDC W 590	B	3	>	TH						130-720	SWS 026		
>>>>	SDC W 590	C	3	>	W						1030-1220	SWS 030		
>>>>	SDC W 590	C	3	>	TH						130-220	SWS 030		
>>>>	SDC W 590	D	3	>	W						1030-1220	SWS 1032		
>>>>	SDC W 590	D	3	>	TH						130-220	SWS 1032		
>>>>	SDC W 590	E	3	>	M						1030-1220	SWS 230		
>>>>	SDC W 590	E	3	>	TH						130-220	SWS 230		
>>>>	SDC W 591	A	3	>	ARR						-		IND CR GRP RSRCH	
>>>>	SDC W 592	A	3	>	ARR						-		IND CR GRP RSRCH	
>>>>	SDC W 600	A	VAR	>	ARR						-		INDEPNHNT STDY/RSCH	
>>>>	SDC W 700	A	VAR	>	ARR						-		MASTERS THESIS	

## SOCIAL WELFARE

* ENTRY CARDS AVAILABLE IN SWS 423															
>>>>	SDCHL 552	A	3	>	W						130-320	SWS 230	PVRTY ANGLD-AMER EX	BERLEMAN, M.C.	
>>>>	SDCHL 560	A	3	>	T						130-320	SWS 230	ADV RSRCH METHNDSGN		
>>>>	SDCHL 582	A	1-3	>	ARR						-		RESEARCH PRACTICUM CR/NC ONLY		
>>>>	SDCHL 583	A	1-3	>	ARR						-		RESEARCH PRACTICUM CR/NC ONLY		
>>>>	SDCHL 600	A	VAR	>	ARR						-		INDEPNHNT STDY/RSCH		
>>>>	SDCHL 600	A	VAR	>	ARR						-		DOCTORAL DISSERTATN		

## FRIDAY HARBOR LABORATORIES

### BOTANY

7828	BDT 600	B	VAR		ARR						-		INDEPNHNT STDY/RSCH CR/NC ONLY	
7829	BDT 700	B	VAR		ARR						-		MASTERS THESIS CR/NC ONLY	
7830	BDT 800	B	VAR		ARR						-		DOCTORAL DISSERTATN CR/NC ONLY	

### ZOOLOGY

7831	ZDOL 600	B	VAR		ARR						-		INDEPNHNT STDY/RSCH CR/NC ONLY	
7832	ZDOL 700	B	VAR		ARR						-		MASTERS THESIS CR/NC ONLY	
7833	ZDOL 800	B	VAR		ARR						-		DOCTORAL DISSERTATN CR/NC ONLY	

H=HONORS #=SEE "PERMISSION SIGNATURE" SECTION %=NEW COURSE (SEE FRONT OF THIS SCHEDULE)  
 >>> ENROLLMENT IN THIS SECTION IS LIMITED, AND STUDENTS MUST OBTAIN ENTRY CARDS. THE SCHEDULE LINE NUMBER IS PRINTED ON THE ENTRY CARD AND MUST BE MARKED ON THE OF-SCAN REGISTRATION FORM. BOTH THE OF-SCAN FORM AND CARD MUST BE TURNED IN TO REGISTER.

Schd. Line No.	DEPARTMENT	COURSE	TERM	SECTION	CREDITS	H	P	R	N	E	TIME		LOCATION	TITLE AND REMARKS	INSTRUCTOR
											Day	Hour			

# INDEX TO TIME SCHEDULE

ACCOUNTING	69
ADMINISTRATION	1
ADMINISTRATIVE THEORY & ORGANIZATIONAL BEHAVIOR	71
AERDYNAMICS & ASTRONAUTICS	69
AEROSPACE STUDIES	123
AFRICAN STUDIES	123
AFRO AMERICAN STUDIES PROGRAM	120
AKKADIAN	1
ALTAIC	69
AMERICAN INDIAN STUDIES	69
ANCIENT & MEDIEVAL HISTORY	42
ANESTHESIOLOGY	98
ANIMAL MEDICINE	98
ANTHROPOLOGY	69
APPLIED MATHEMATICS	92
ARABIC	54
ARAMAIC	1
ARCHAEOLOGY	21
ARCHITECTURE	19
ART	20
ART HISTORY	69
ASIAN AMERICAN STUDIES	123
ASIAN LANGUAGES & LITERATURE	122
ASTRONOMY	27
ATMOSPHERIC SCIENCES	69
BIOCHEMISTRY	94
BIOENGINEERING	69
BIOGRAPHICS	69
BIOLOGICAL HISTORY	69
BIOLOGY	27
BIOLOGICAL STRUCTURE	69
BIOSTATISTICS	120
BOTANY	19
BUILDING CONSTRUCTION	19
BULGARIAN	1
BUSINESS ADMINISTRATION	69
BUSINESS ADMINISTRATION RESEARCH METHODS	70
BUSINESS COMMUNICATIONS	70
BUSINESS ECONOMICS	70
BUSINESS, GOVERNMENT, & SOCIETY	71
BUSINESS POLICY	72
CATALAN	1
CERAMIC ENGINEERING	97
CHEMICAL ENGINEERING	61
CHEMISTRY	29
CHICAGO STUDIES	1
CHINA (SEE EAST ASIAN STUDIES)	1
CHINESE	29
CIVIL ENGINEERING CORE COURSES	69
CLASSICAL ARCHAEOLOGY	30
CLASSICAL LINGUISTICS	1
CLASSICS	30
COMMUNICATIONS	30
COMMUNITY DENTISTRY	78
COMMUNITY HEALTH CARE SYSTEMS	118
COMPARATIVE HISTORY OF IDEAS	31
COMPARATIVE LITERATURE	32
COMPARATIVE RELIGION	60
COMPUTER SCIENCE	32
CONJOINT (MEDICINE)	69
CONSTRUCTION ENGINEERING, TRANSPORTATION & SURVEYING	61
CZECH	1
DANCE	32
DANISH	1
DENTAL HYGIENE	78
DENTISTRY	78
DOCTOR OF ARTS	60
DRAMA	32
EAST ASIAN STUDIES	44
ECONOMICS	26
EDUCATION, INDEPENDENT STUDY, RESEARCH & FIELD EXPERIENCES (TEACHING PRACTICUM)	79
EDUCATIONAL ADMINISTRATION	77
EDUCATIONAL CURRICULUM & INSTRUCTION	77
EDUCATIONAL POLICY STUDIES	78
EDUCATIONAL PSYCHOLOGY	78
ELECTRICAL ENGINEERING	69
ENDODONTICS	74
ENGINEERING (COLLEGE COURSES)	69
ENGLISH	35
ENVIRONMENTAL HEALTH	78
ENVIRONMENTAL STUDIES	39
EPIDEMIOLOGY	121
FAMILY MEDICINE	97
FINANCE	72
FISHERIES	119
FOOD SCIENCE	72
FOREIGN STUDY PROGRAMS	1
FOREST RESOURCES, BIOLOGICAL SCIENCES DIVISION	69
FOREST RESOURCES, MANAGEMENT AND SOCIAL SCIENCES	69
DIVISION	69
FOREST RESOURCES, PHYSICAL SCIENCES	69
FRENCH	124
FRIDAY HARBOR LABORATORIES	161
GENERAL & INTERDISCIPLINARY STUDIES	39
GENERAL STUDIES	39
GENETICS	69
GEOGRAPHY	69
GEOLOGICAL SCIENCES	40
GEOPHYSICS	40
GERMANICS	31
GREEK	31
HEALTH EDUCATION	122
HEALTH SERVICES	122
HEBREW	69
HIGHER EDUCATION	79
HINDI	23
HISTORY: GENERAL	69
HISTORY OF THE AMERICAS	42
HISTORY OF ASIA	42
HONORS	69
HUMAN BIOLOGY	69
HUMAN RESOURCE SYSTEMS	79
HUMAN NUTRITION DIETETICS & FOODS	69
HUMANISTIC-SOCIAL STUDIES	69
ICELANDIC	1
INDIAN	23
INDIVIDUAL PH D PROGRAM	69
INSTITUTE FOR MARINE STUDIES	119
INTERNATIONAL BUSINESS	79
INTERNATIONAL STUDIES	69
ITALIAN	23
JAPANESE	23
JAPAN (SEE EAST ASIAN STUDIES)	1
JEWISH STUDIES	44
KINESIOLOGY	44

KOREAN	28
KOREA (SEE EAST ASIAN STUDIES)	44
LABORATORY MEDICINE	97
LANDSCAPE ARCHITECTURE	18
LATIN	31
LATIN AMERICAN STUDIES	44
LAW	1
LIBRARIANSHIP	94
LINGUISTICS	65
MARKETING	72
MATERIALS ENGINEERING	69
MATHEMATICS	45
MECHANICAL ENGINEERING/INDUSTRIAL ENGINEERING	67
MEDICAL EDUCATION	1
MEDICAL PRACTICE	97
MEDICINAL CHEMISTRY	100
MEDICINE	98
METALLURGICAL ENGINEERING	69
MICROBIOLOGY & IMMUNOLOGY	100
MIDDLE EASTERN STUDIES	44
MILITARY SCIENCE	122
MINING ENGINEERING	69
MODERN EUROPEAN HISTORY	43
MUSIC	47
MUSIC-APPLIED	100
NAVAL SCIENCE	122
NEAR EASTERN LANGUAGES & LITERATURE	100
NEUROLOGICAL SURGERY	100
NORWEGIAN	62
NUCLEAR ENGINEERING	69
NURSING	118
OBSTETRICS & GYNECOLOGY	101
OCEAN ENGINEERING	69
OCEANOGRAPHY	119
OPERATIONS MANAGEMENT	72
OPERATIONS RESEARCH	1
OPERATIONS & SYSTEMS ANALYSIS	100
OPHTHALMOLOGY	100
ORAL BIOLOGY	74
ORAL DIAGNOSIS & TREATMENT PLANNING	1
ORAL MEDICINE	74
ORAL SURGERY	76
ORTHODONTICS	76
ORTHOPAEDICS	102
OTOLARYNGOLOGY	103
PARENT AND CHILD NURSING	114
PATHOBIOLOGY	122
PEDIATRICS	100
PEODONTOLOGY	76
PEPIDEONTOLOGY	78
PERSIAN	55
PHARMACEUTICAL SCIENCES	121
PHARMACEUTICS	108
PHARMACOLOGY	108
PHARMACY	119
PHILOSOPHY	69
PHYSICAL ANTHROPOLOGY	69
PHYSIOLOGICAL NURSING	118
PHYS EDUC-SPORTS SKILLS	46
PHYSICS	69
PHYSIOLOGY & BIOPHYSICS	109
PHYSIOLOGY PSYCHOLOGY	62
POLISH	63
POLITICAL SCIENCE	69
PORTUGUESE	100
PROSTHODONTICS	77
PROVENAL	1
PSYCHIATRY & BEHAVIORAL SCIENCES	10
PSYCHOLOGY	69
PSYCHOSOCIAL NURSING	118
PUBLIC AFFAIRS	121
QUANTITATIVE METHODS	79
QUANTITATIVE SCIENCE	69
QUATERNARY STUDIES	69
RADIATION ONCOLOGY	110
RADIOLOGICAL SCIENCE	62
RADIOLOGY	111
REAL ESTATE	1
REHABILITATION MEDICINE	12
RESTORATIVE DENTISTRY	77
RISK & INSURANCE	1
ROMANCE LANGUAGES & LITERATURE	69
ROMANCE LINGUISTICS & LITERATURE	69
ROMANIAN	69
RUSSIAN	63
RUSSIAN AND EAST EUROPEAN STUDIES	46
SANSKRIT	26
SCANDINAVIAN	61
SCIENTIFIC & TECH COMMUNICATIONS	69
SERBO-CROATIAN	62
SLAVIC	63
SLAVIC LANGUAGES & LITERATURE	63
SOCIAL MANAGEMENT OF TECHNOLOGY	69
SOCIAL WELFARE	124
SOCIAL WORK	122
SOCIETY & JUSTICE	62
SOCIOLOGY	62
SOUTH ASIAN STUDIES	66
SPANISH	60
SPECIAL EDUCATION	79
SPEECH AND HEARING SCIENCES	69
SPEECH COMMUNICATION	67
STATISTICS	69
STRUCTURAL ENGINEERING & ENGINEERING MECHANICS	61
SURGERY	112
SWEDISH	62
TAGALOG	1
TAMIL	26
TEXTILE SCIENCE/COSTUME STUDIES	1
THAI	27
TIBETAN	1
TRANSPORTATION	1
TURKIC	27
TURKISH	54
UGARITIC	1
UKRAINIAN	1
UNIVERSITY COLLEGE	69
URBAN DEVELOPMENT	1
URBAN DEVELOPMENT AND REAL ESTATE	74
URBAN PLANNING	19
UROLOGY	114
WATER & AIR RESOURCES (SANITARY ENGINEERING)	94
WILDLIFE SCIENCE	1
WOMEN STUDIES	69
ZOOLOGY	69

1 NOT OFFERED THIS QUARTER

# DEPARTMENT, MAJOR, AND COLLEGE CODES

## NONMATRICULATED COLLEGE CODE - A

001

## ARCHITECTURE AND URBAN PLANNING COLLEGE CODE - B

050  
ARCH 051  
B CDM 052  
L ARC 053  
URB P 056  
057  
058

## NONMATRICULATED

PRE MAJOR-ARCHITECTURE  
ARCHITECTURE  
BUILDING CONSTRUCTION  
LANDSCAPE ARCHITECTURE  
URBAN PLANNING  
ENVIRONMENTAL DESIGN  
VISITING STUDENT ARCH

## ARTS AND SCIENCES COLLEGE CODE - C

AIS 101  
ANTH 102  
ARCHY 103  
PHY A 104  
ART 105  
ART H 106  
ASTR 107  
ATH S 108  
AES 109  
SISAF 110  
BIOL 112  
CHSTU 113  
AFRAN 114  
BOT 115  
116  
CHEM 117  
CLAS 118  
GRK 119  
LAT 120  
CL AR 121  
CL LJ 122  
M E 123  
ARAB 124  
AKKAD 126  
PRSAN 127  
TKISH 128  
UGAR 129  
ARAN 130  
CMJ 131  
C LIT 132  
DANCE 133  
DRAHA 134  
ECON 135  
ENGL 136  
EMGL 136  
ENV S 137

AMERICAN INDIAN STUDIES  
ANTHROPOLOGY  
ARCHAEOLOGY  
PHYSICAL ANTHROPOLOGY  
ART  
ART HISTORY  
ASTRONOMY  
ATMOSPHERIC SCIENCES  
ASIAN AMERICAN STUDIES  
AFRICAN STUDIES  
CHILD DEV RES GROUP  
BIOLOGY  
CHICAGO STUDIES  
AFRO AMER STUDIES GROUP  
BOTANY  
CLASSICAL STUDIES  
CHEMISTRY  
CLASSICS/CLASSICAL LANGUAGES  
GREEK  
LATIN  
CLASSICAL ARCHAEOLOGY  
CLASSICAL LINGUISTICS  
HEAR EASTERN LANGUAGES & LITERATURE  
ARABIC  
AKKADIAN  
PERSIAN  
TURKISH  
UGARITIC  
ARANAIC  
COMMUNICATIONS  
COMPARATIVE LITERATURE  
DANCE  
DRAMA & DRAMA ARTS  
ECONOMICS  
ENGLISH  
ENGLISH-FRESHMEN  
INSTITUTE FOR ENVIRONMENTAL STUDIES

SIS 138  
SISEA 139  
SISME 140  
SISRE 141  
SISSA 142  
RELIG 143  
ASIAN 144  
CHIN 145  
ALTAI 146  
HINDI 147  
INDO 149  
JAPAN 151  
KOR 152  
SISLA 153  
SNKRT 155  
TAGLG 156  
TAMIL 157  
THAI 159  
TIB 160  
TKIC 161

INTERNATIONAL STUDIES  
EAST ASIA  
MIDDLE EAST  
RUSSIA & EASTERN EUROPE  
SOUTH ASIA  
RELIGIOUS STUDIES-COMPARATIVE RELIGION  
ASIAN LANGUAGES & LITERATURE  
CHINESE  
ALTAIC  
HINDI  
INDIAN  
JAPANESE  
KOREAN  
LATIN AMERICAN STUDIES  
SANSKRIT  
TAGALOG  
TAMIL  
THAI  
TIBETAN  
TURKIC

## BUSINESS ADMINISTRATION SCHOOL CODE - F

B A 300  
ACCTG 301  
A DRG 302  
ADMIN 304  
B CMJ 306  
B ECM 307  
BGES 308  
B-POL 309  
FIN 316  
I BUS 324  
MKTG 326  
OPMGT 327  
OPSYS 328  
HRSYS 330  
Q METH 332  
UDRE 339  
U D 340  
R INS 341  
342  
TRANS 344  
BA RM 347  
349

## EDUCATION COLLEGE CODE - H

EDUC 350  
351  
352  
353  
354  
355  
356  
357  
358  
359  
360  
361  
362  
363  
364  
365  
366  
367  
368  
369  
370  
371  
372  
373  
374  
375  
376  
377  
378  
379  
380  
381  
382  
383  
384  
385  
386  
387  
388  
389  
390  
391  
392  
393  
394  
395  
396  
397  
398  
399

BUSINESS ADMINISTRATION  
ACCOUNTING  
ADMINISTRATIVE THEORY & ORGANIZATIONAL BEHAVIOR  
ADMINISTRATION  
BUSINESS COMMUNICATIONS  
BUSINESS ECONOMICS  
BUSINESS GOVERNMENT & SOCIETY  
BUSINESS POLICY  
FINANCE  
INTERNATIONAL BUSINESS  
MARKETING  
OPERATIONS MANAGEMENT  
OPERATIONS & SYSTEMS ANALYSIS  
HUMAN RESOURCE SYSTEMS  
QUANTITATIVE METHODS  
URBAN DEVELOPMENT AND REAL ESTATE  
URBAN DEVELOPMENT  
RISK & INSURANCE  
VISITING STUDENT BA  
TRANSPORTATION  
BUSINESS ADMINISTRATION RESEARCH METHODS  
GRAD-BA

SPEECH & HEARING SCIENCES  
INDEPENDENT STUDY, RESEARCH, & FIELD EXPERIENCES  
EDUCATION (FIFTH YEAR)  
ANTHROPOLOGY  
ART  
BIOLOGY  
BUSINESS EDUCATION  
CHEMISTRY  
EARTH SCIENCE  
DRAMA  
ECONOMICS  
AFRO AMER STUDIES GROUP  
AMERICAN INDIAN STUDIES  
ENGLISH  
INTERNATIONAL STUDIES  
FRENCH  
GEOGRAPHY  
GEOLOGICAL SCIENCES  
GERMAN  
HEALTH EDUCATION  
HISTORY  
ENGLISH AS SECOND LANGUAGE  
INDUSTRIAL EDUCATION  
JOURNALISM  
LATIN OR CLASSICAL STUDIES  
MATHEMATICS  
MUSIC  
KINESIOLOGY  
ASIAN AMERICAN STUDIES  
PHYSICS  
POLITICAL SCIENCE  
BILINGUAL BICULTURAL EDUC  
PRE EDUCATION  
COMPARATIVE LITERATURE  
SOCIETY & JUSTICE  
PSYCHOLOGY  
RUSSIAN  
SPANISH  
SPEECH EDUCATION  
COMMUNICATION DISORDERS  
NORWEGIAN OR SWEDISH  
INDIVIDUALLY DESIGNED  
EDUCATIONAL ADMINISTRATION  
EDUCATIONAL CURRICULUM & INSTRUCTION  
HIGHER EDUCATION  
EDUCATIONAL POLICY STUDIES  
EDUCATIONAL PSYCHOLOGY  
SPECIAL EDUCATION  
NATURAL SCIENCES

## PHARMACY SCHOOL CODE - P

PHARM 610  
611  
MEDCH 612  
PCLUT 614  
615  
PHR D 616  
PHSCI 620

## CONTINUING STUDIES

CSAA 625  
CSCER 626  
CSCHE 627  
CSCI 628  
CSEE 629  
CSENG 630  
CSHS 632  
CSIE 633  
CSME 634  
CSMET 636  
CSMIN 637  
CSNE 638  
CSRHN 640  
CSPBP 641  
CSSM 642  
CSFR 643  
CSPBA 644

## INTERDISCIPLINARY GRADUATE PROGRAMS\*

COLLEGE CODE - R  
BNATH 652  
ANATH 653  
C PHY 654  
655  
656  
657  
658  
659  
LIBR 671  
P PSY 672  
QUAT 675  
RAD S 679  
685  
687  
IPHD 690

\* IF MAJORS ARE THE SAME AS UNDERGRADUATE MAJORS IN OTHER COLLEGES OR SCHOOLS, THE SAME MAJOR CODE IS USED, BUT IS IDENTIFIED AS A MAJOR IN THE GRADUATE SCHOOL BY THE COLLEGE CODE.

## PUBLIC HEALTH AND COMMUNITY MEDICINE SCHOOL CODE - P

BIDST 760  
EWHM 762  
EPI 764  
HSERY 766  
PABID 768  
PC 715  
717

## INTERSCHOOL OR INTERCOLLEGE PROGRAMS SCHOOL CODE - O

BIDEN 745  
Q SCI 750  
SMT 753  
U COMJ 757  
WLP S 760

PHARMACY  
VISITING STUDENT PHRM  
MEDICAL CHEMISTRY  
PHARMACEUTICS  
PHARMACY PRACTICE  
PHARM D  
PHARMACEUTICAL SCIENCES  
RESERVE OFFICER TRAINING PROGRAMS  
(SEE SECTION DIRECTLY AFTER THE COLLEGE OF ENGINEERING)

CS-AERNAUTICS & ASTRONAUTICS  
CS-CERAMIC ENGINEERING  
CS-CHEMICAL ENGINEERING  
CS-CIVIL ENGINEERING  
CS-ELECTRICAL ENGINEERING  
CS-ENGINEERING  
CS-HUMANISTIC-SOCIAL STUDIES  
CS-INDUSTRIAL ENGINEERING  
CS-MECHANICAL ENGINEERING  
CS-METALLURGICAL ENGINEERING  
CS-MINING ENGINEERING  
CS-NUCLEAR ENGINEERING  
CS-REHABILITATION MEDICINE  
CS-PUBLIC POLICY  
CS SOCIAL WORK  
CS-FORESTRY  
CS PUBLIC ADMINISTRATION

BIOLOGY TEACHING GROUP  
BIDMATHMATICS  
APPLIED MATHEMATICS  
COMPARATIVE PHYSIOLOGY  
DOCTOR OF ARTS PROGRAM  
GRADUATE UNASSIGNED  
GRADUATE VISITING  
LIBRARIANSHIP (SCHOOL CODE - S)  
PHYSIOLOGY-PSYCHOLOGY  
QUATERNARY STUDIES  
RADIOLOGICAL SCIENCES GROUP  
SOCIAL WELFARE GROUP  
HEALTH ADMINISTRATION GROUP  
INDIVIDUAL PH D PROGRAM

BIOENGINEERING (ENGINEERING & MEDICINE)  
QUANTITATIVE SCIENCE (FISHERIES & FOREST RESOURCES)  
SOCIAL MANAGEMENT OF TECHNOLOGY  
UNIVERSITY COLLEGE  
WILDLIFE SCIENCE (FISHERIES & FOREST RESOURCES)

SLAVC 163 SLAVIC LANGUAGES & LITERATURE  
 BULGR 165 BULGARIAN  
 CZECH 167 CZECH  
 HUNGAR 168 HUNGARIAN  
 POLISH 169 POLISH  
 ROMN 170 ROMANIAN  
 RUSS 171 RUSSIAN  
 SERB C 172 SERBO-CROATIAN  
 SLAV 174 SLAVIC  
 UKR 175 UKRAINIAN  
 HUM 177  
 G IS 183 GENERAL & INTERDISCIPLINARY STUDIES  
 G ST 185 GENERAL STUDIES  
 GENET 186 GENETICS  
 GPHYS 187 GEOPHYSICS  
 GEGG 188 GEOGRAPHY  
 GEOL 191 GEOLOGICAL SCIENCES  
 GERM 192 GERMANICS  
 HST 193 HISTORY, GENERAL  
 HSTAA 194 HISTORY OF THE AMERICAS  
 HSTAM 195 ANCIENT & MEDIEVAL HISTORY  
 HSTRS 196 HISTORY OF ASIA  
 HSTEU 197 MODERN EUROPEAN HISTORY  
 198 CLINICAL DIETETICS  
 NJTR 199 HUMAN NUTR, DIETETICS & FOODS  
 TSCS 200 TEXT SCI & COSTUME STUDIES  
 H A&S 201 HISTORY  
 CHID 202 COMPARATIVE HISTORY OF IDEAS  
 LING 203 LINGUISTICS  
 SISJE 204 JEWISH STUDIES PROGRAM  
 MATH 206 MATHEMATICS  
 C SCI 210 COMPUTER SCI  
 MICRO 216 MICROBIOLOGY  
 MUSIC 217 MUSIC  
 MUSAP 218 MUSIC APPLIED  
 PHIL 221 PHILOSOPHY  
 H ED 228 HEALTH EDUCATION  
 KINPE 229 KINESIOLOGY PE  
 KIN 230 KINESIOLOGY  
 PHYS 239 PHYSICS  
 POL S 244 POLITICAL SCIENCE  
 245 PRE BA  
 246 PRE TEXTILE SCI & COSTUME STUDIES  
 247 PRE ARCH & URBAN PLANNING  
 249 PRE EDUCATION  
 250 PRE PHARMACY  
 251 PRE SOCIAL WORK  
 252 PRE ARTS  
 253 PRE HUMANITIES  
 254 PRE SCIENCES  
 255 PRE SOCIAL SCIENCE  
 256 PRE MAJOR  
 257 PRE ENGINEERING  
 258 VISITING STUDENT A&S  
 PSYCH 262 PSYCHOLOGY  
 ROMAN 264 ROMANCE LANGUAGES & LITERATURE  
 RDM 265 ROMANCE LINGUISTICS & LITERATURE  
 CATA 266 CATALAN  
 FREN 268 FRENCH  
 ITAL 270 ITALIAN  
 PORT 272 PORTUGUESE  
 PROV 274 PROVENCAL  
 ROMN 275 ROMANIAN  
 SPAN 276 SPANISH  
 SCAN 281 SCANDINAVIAN LANGUAGES & LITERATURE  
 SCAND 283 SCANDINAVIAN  
 DAN 285 DANISH  
 FINN 286 FINNISH  
 ICEL 288 ICELANDIC  
 NORW 289 NORWEGIAN  
 SWED 291 SWEDISH  
 SD JU 292 SOCIETY & JUSTICE  
 SOC 293 SOCIOLOGY  
 STAT 294 STATISTICS  
 SPCH 295 SPEECH COMMUNICATION  
 SPHSC 296 SPEECH & HEARING SCIENCES  
 ZOOL 297 ZOOLOGY  
 WOMEN 298 WOMEN STUDIES  
 UNDECL 299 UNDECLARED 5TH YEAR

ENGINEERING  
 COLLEGE CODE - J  
 A A 400  
 401  
 CH E 402  
 403  
 CIV E 404  
 CESH 407  
 CEFS 408  
 CEMA 409  
 E E 410  
 ENGR 412  
 413  
 HSS 416  
 MEIE 417  
 418  
 M E 419  
 CER E 420  
 MTL E 421  
 MET E 422  
 MIN E 426  
 427  
 NUC E 428  
 O ENG 429  
 430  
 438  
 439

RESERVE OFFICER TRAINING PROGRAMS  
 A S 442  
 M SCI 444  
 M SCI 446

OCEAN AND FISHERY SCIENCES

COLLEGE CODE - K  
 451  
 PRE MAJOR-FISHERIES  
 FISHERIES  
 FD SC 453  
 454  
 455  
 456  
 OCEAN 456  
 IMS 457

FOREST RESOURCES

COLLEGE CODE - L  
 FGR R 502  
 503  
 504  
 505  
 506  
 507  
 508  
 509  
 510  
 FDR B 514  
 FDR M 516  
 FDR P 518  
 520

NURSING

SCHOOL CODE - N  
 NURS 552  
 553  
 555  
 556  
 CHCS 561  
 PCM 562  
 563  
 PSN 564  
 567

AERONAUTICS & ASTRONAUTICS  
 COMPUTER SCIENCE-INTERCOLLEGE  
 CHEMICAL ENGINEERING  
 CIVIL ENGINEERING  
 CIVIL ENGINEERING CORE COURSES  
 STRUCTURAL ENGINEERING & ENGINEERING MECHANICS  
 CONSTR ENGR, TRANSPORTATION & SURVEYING  
 WATER & AIR RESOURCES  
 ELECTRICAL ENGINEERING  
 ENGINEERING  
 INTERDISCIPLINARY ENGINEERING  
 HUMANISTIC-SOCIAL STUDIES  
 MECHANICAL ENGR/INDUSTRIAL ENGR  
 INDUSTRIAL ENGINEERING  
 MECHANICAL ENGINEERING  
 CERAMIC ENGINEERING  
 MATERIALS ENGINEERING  
 METALLURGICAL ENGINEERING  
 MINING ENGINEERING  
 MINING, METALLURGICAL, & CERAMIC ENGINEERING  
 NUCLEAR ENGINEERING  
 OCEAN ENGINEERING  
 INTER ENGR GROUP  
 SCIENTIFIC TEST COMMUNICATION  
 VISITING STUDENT ENGR

PUBLIC AFFAIRS  
 SCHOOL CODE - O  
 PB AF 770

SOCIAL WORK  
 SCHOOL CODE - T  
 SOC W 782  
 SOGWL 785  
 787

DENTISTRY  
 SCHOOL CODE - U

D HYG 800  
 COM D 804  
 DENT 805  
 ENDDO 808  
 DENT 809  
 ORAL B 810  
 ORAL M 817  
 D S 818  
 ORTHO 821  
 PEDO 824  
 PERIO 826  
 PROS 832  
 RES D 835  
 840  
 845

LAW  
 SCHOOL CODE - X

LAW A 852  
 LAW A 853  
 LAW B 854  
 855  
 860

MEDICINE

SCHOOL CODE - Y  
 ANMED 905  
 ANEST 906  
 HURIO 907  
 BIOL 908  
 B STR 909  
 BI HS 910  
 COMJ 911  
 912  
 MED P 913  
 MED T 914  
 MED 915  
 MICRO 916  
 NP 917  
 NEDED 918  
 OB CV 919  
 O T 920  
 OPHTH 921  
 ORTHP 922  
 OTOL 923  
 PATH 924  
 PDS 925  
 PHCOL 926  
 REHAS 928  
 P T 930  
 P BID 932  
 935  
 PBSCI 936  
 R GNC 937  
 RADDY 938  
 SURG 941  
 URUL 946  
 947  
 LAB N 948  
 FARE 949  
 950

PUBLIC AFFAIRS

SOCIAL WORK  
 SOCIAL WELFARE  
 VISITING STUDENT SOGW

DENTAL HYGIENE  
 COMMUNITY DENTISTRY  
 DENTISTRY  
 ENDDONTICS  
 ORAL DIAGNOSIS & TREATMENT PLANNING  
 ORAL BIOLOGY  
 ORAL MEDICINE  
 ORAL SURGERY  
 ORTHODONTICS  
 PEDODONTICS  
 PERIODONTICS  
 PROSTHODONTICS  
 RESTORATIVE DENTISTRY  
 DENTISTRY, CONCURRENT DEGREE PROGRAM  
 VISITING STUDENT DENT

LAW  
 VISITING STUDENT LAW  
 LAW, CONCURRENT DEGREE PROGRAM

ANIMAL MEDICINE  
 ANESTHESIOLOGY  
 HUMAN BIOLOGY  
 BIOCHEMISTRY  
 BIOLOGICAL STRUCTURE  
 BIOMEDICAL HISTORY  
 COMJOINT  
 C-S PROGRAM  
 MEDICAL PRACTICE  
 MEDICAL TECHNOLOGY  
 MEDICINE  
 MICROBIOLOGY & IMMUNOLOGY  
 NEUROLOGICAL SURGERY  
 MEDICAL EDUCATION  
 OBSTETRICS & GYNECOLOGY  
 OCCUPATIONAL THERAPY  
 OPHTHALMOLOGY  
 ORTHOPAEDICS  
 OTOLARYNGOLOGY  
 PATHOLOGY  
 PEDIATRICS  
 PHARMACOLOGY  
 REHABILITATION MEDICINE  
 PHYSICAL THERAPY  
 PHYSIOLOGY & BIOPHYSICS  
 PROSTHETICS & ORTHOTICS  
 PSYCHIATRY & BEHAVIORAL SCIENCES  
 RADIATION ONCOLOGY  
 RADIOLOGY  
 SURGERY  
 UROLOGY  
 VISITING STUDENT MED  
 LABORATORY MEDICINE  
 FAMILY MEDICINE  
 MEDICINE, CURRENT DEGREE PROGRAM